


UPPER GANGES SUGAR & INDUSTRIES LIMITED

Scrip Code : 530505, UPERGANGES, 10031097


Quarter ended : 30th June, 2006

| Category code | Category of shareholder | Number of shareholders | Total number of shares | Number of shares held in dematerialized form | Total shareholding as a percentage of total number of shares | |
|---------------|---|------------------------|------------------------|--|--|----------------------------|
| | | | | | As a percentage of (A+B) | As a percentage of (A+B+C) |
| (A) | Shareholding of Promoter and Promoter Group | | | | | |
| (1) | Indian | | | | | |
| (a) | Individuals/Hindu Undivided Family | 8 | 489340 | 163715 | 6.99 | 6.99 |
| (b) | Central Government/ State Government(s) | -- | -- | -- | -- | -- |
| (c) | Bodies Corporate | 16 | 2296982 | 2296982 | 32.79 | 32.79 |
| (d) | Financial Institutions/Banks | -- | -- | -- | -- | -- |
| (e) | Any Other (specify) | -- | -- | -- | -- | -- |
| | Sub-Total (A)(1) | 24 | 2786322 | 2460697 | 39.78 | 39.78 |
| (2) | Foreign | | | | | |
| (a) | Individuals (Non-Resident Individuals/Foreign Individuals) | -- | -- | -- | -- | -- |
| (b) | Bodies Corporate | -- | -- | -- | -- | -- |
| (c) | Institutions | -- | -- | -- | -- | -- |
| (d) | Any Other (specify) | -- | -- | -- | -- | -- |
| | Sub-Total (A)(2) | -- | -- | -- | -- | -- |
| | Total Shareholding of Promoter and Promoter Group (A) = (A)(1)+(A)(2) | 24 | 2786322 | 2460697 | 39.78 | 39.78 |
| (B) | Public Shareholding | | | | | |
| (1) | Institutions | | | | | |
| (a) | Mutual Funds/UTI | 2 | 96451 | 95601 | 1.38 | 1.38 |
| (b) | Financial Institutions/Banks | 4 | 18481 | 18161 | 0.26 | 0.26 |
| (c) | Central Government/ State Government(s) | -- | -- | -- | -- | -- |
| (d) | Venture Capital Funds | -- | -- | -- | -- | -- |
| (e) | Insurance Companies | 2 | 2589 | 2589 | 0.04 | 0.04 |
| (f) | Foreign Institutional Investors | 1 | 13037 | 13037 | 0.19 | 0.19 |
| (g) | Foreign Venture Capital Investors | -- | -- | -- | -- | -- |
| (h) | Any Other - OCBs | 2 | 32990 | 9990 | 0.47 | 0.47 |
| | Sub-Total (B)(1) | 11 | 163548 | 139378 | 2.33 | 2.33 |
| (2) | Non-institutions | | | | | |
| (a) | Bodies Corporate | 477 | 1129245 | 1089347 | 16.12 | 16.12 |
| (b) | Individuals- | | | | | |
| | i. Individual shareholders holding nominal share capital up to Rs. 1 lakh | 6925 | 1624936 | 1488563 | 23.20 | 23.20 |
| | ii. Individual shareholders holding nominal share capital in excess of Rs. 1 lakh | 23 | 1220411 | 1118411 | 17.42 | 17.42 |
| (c) | Any Other - | | | | | |
| | NRI | 138 | 79115 | 79113 | 1.13 | 1.13 |
| | Pakistani Nationals | 2 | 810 | 0 | 0.01 | 0.01 |
| | Sub-Total (B)(2) | 7565 | 4054517 | 3775434 | 57.89 | 57.89 |



| Category code | Category of shareholder | Number of shareholders | Total number of shares | Number of shares held in dematerialized form | Total shareholding as a percentage of total number of shares | |
|---------------|---|------------------------|------------------------|--|--|----------------------------|
| | | | | | As a percentage of (A+B) | As a percentage of (A+B+C) |
| | Total Public Shareholding (B) = (B)(1) + (B)(2) | 7576 | 4218065 | 3914812 | 60.22 | 60.22 |
| | Total (A)+(B) | 7600 | 7004387 | 6375509 | 100.00 | 100.00 |
| (C) | Shares held by Custodians and against which Depository Receipts have been issued | N.A. | | | | |
| | Grand Total (A)+(B)+(C) | 7600 | 7004387 | 6375509 | 100.00 | 100.00 |

new distribution of shareholding(e)/m (30.06.2006)




**(D)(b) Statement showing Shareholding of persons belonging to the category
"Promoter and Promoter Group"**

| Sr. No. | Name of the shareholder | Number of Shares | Shares as a percentage of total number of shares {i.e., Grand Total (A)+(B)+(C) indicated in Statement at para (D)(a) above} |
|---------|------------------------------------|------------------|--|
| 1 | Darbhanga Marketing Co. Ltd. | 517765 | 7.39 |
| 2 | Hargon Inv. & Trdg. Co. Ltd. | 373920 | 5.34 |
| 3 | Smt. Nandini Nopany | 277200 | 3.96 |
| 4 | New India Sugar Mills Ltd. | 270000 | 3.85 |
| 5 | RTM Inv. & Trdg. Co. Ltd. | 249958 | 3.57 |
| 6 | SCM Inv. & Trdg. Co. Ltd. | 212104 | 3.03 |
| 7 | Yashovardhan Inv. & Trdg. Co. Ltd. | 158161 | 2.26 |
| 8 | Champaran Marketing Co. Ltd. | 158086 | 2.26 |
| 9 | OSM Inv. & Trdg. Co. Ltd. | 137510 | 1.96 |
| 10 | Shital Commercial Ltd. | 118547 | 1.69 |
| 11 | Dr. K.K. Birla | 61800 | 0.88 |
| 12 | Dr. K.K. Birla | 45915 | 0.66 |
| 13 | Smt. Nandini Nopany | 43425 | 0.62 |
| | C/o. Chandra Shekhar Charity Trust | | |
| 14 | Narkatiaganj Farms Ltd. | 43000 | 0.61 |
| 15 | Smt. Nandini Nopany | 33600 | 0.48 |
| 16 | Rajpur Farms Ltd. | 26531 | 0.38 |
| 17 | Shri Chandra Shekhar Nopany | 19000 | 0.27 |
| 18 | The Oudh Sugar Mills Ltd. | 11250 | 0.16 |
| 19 | La Monde Trdg. & Invts. Pvt. Ltd. | 9200 | 0.13 |
| 20 | Shri Chandra Shekhar Nopany | 5000 | 0.07 |
| 21 | Wasmen Technologies Pvt. Ltd. | 4800 | 0.07 |
| 22 | MoneyLine Finvest Pvt. Ltd. | 4800 | 0.07 |
| 23 | Shri Chandra Shekhar Nopany | 3400 | 0.05 |
| | C/o. Urvi Nopany Benefit Trust | | |
| 24 | Uttam Commercial Ltd. | 1350 | 0.02 |
| | TOTAL | 2786322 | 39.78 |

**(D)(c) Statement showing Shareholding of persons belonging to the category
"Public" and holding more than 1% of the total number of shares**


| Sr. No. | Name of the shareholder | Number of Shares | Shares as a percentage of total number of shares {i.e., Grand Total (A)+(B)+(C) indicated in Statement at para (D)(a) above} |
|---------|-----------------------------|------------------|--|
| 1 | Navjeevan Medical Institute | 360344 | 5.14 |
| 2 | Infra Leas Fin Ser Ltd. | 279458 | 3.99 |
| 3 | Shri Sharad Shah | 200634 | 2.86 |
| 4 | Prudential ICICI AMC Ltd. | 145003 | 2.07 |
| 5 | Shri Devendra Bhandari | 125337 | 1.79 |
| 6 | UOB India Equity Fund | 95601 | 1.37 |
| 7 | Shri Rakesh Agarwal | 83880 | 1.20 |
| 8 | Smt. Roopa Kapoor | 81944 | 1.17 |
| 9 | Navjeevan Medical Institute | 75000 | 1.07 |
| | TOTAL | 1447201 | 19.60 |



(I)(d) Statement showing details of locked-in shares

| Sr. No. | Name of the shareholder | Number of Shares | Locked-in shares as a percentage of total number of shares {i.e., Grand Total (A)+(B)+(C) indicated in Statement at para (I)(a) above} |
|---------|-----------------------------------|------------------|--|
| 1 | RTM Investment & Trading Co. Ltd. | 2678 | 0.04 |
| 2 | SCM Investment & Trading Co. Ltd. | 2657 | 0.04 |
| 3 | Champan Marketing Co. Ltd. | 918 | 0.01 |
| | TOTAL | 6253 | 0.09 |

new distribution of shareholding(e)/m (30.06.2006)



(II)(a) Statement showing details of Depository Receipts (DRs)

| Sr. No. | Type of outstanding DR (ADDRs, GDRs, SDRs, etc.) | Number of outstanding DRs | Number of shares underlying outstanding DRs | Shares underlying outstanding DRs as a percentage of total number of shares {i.e., Grand Total (A)+(B)+(C) indicated in Statement at para (I)(a) above} |
|--------------|--|---------------------------|---|---|
| | N.A. | | | |
| TOTAL | | | | |

(II)(b) Statement showing Holding of Depository Receipts (DRs), where underlying shares are in excess of 1% of the total number of shares

| Sr. No. | Name of the DR Holder | Type of outstanding DR (ADRs, GDRs, SDRs, etc.) | Number of shares underlying outstanding DRs | Shares underlying outstanding DRs as a percentage of total number of shares {i.e., Grand Total (A)+(B)+(C) indicated in Statement at para (I)(a) above} |
|--------------|-----------------------|---|---|---|
| | N.A. | | | |
| TOTAL | | | | |

For Upper Ganges Sugar & Industries Ltd.


Secretary