



Introductory sub-table (I)(a)			
Name of the Company: UPPER GANGES SUGAR & INDUSTRIES LIMITED			
Scrip Code, Name of the scrip, class of security: 530505 (BSE), UPERGANGES (NSE) Equity Shares, 10031097(CSE)			
Quarter ended: 31-03-2013			
Partly paid-up shares:-	No. of partly paid-up shares	As a % of total no. of partly paid-up shares	As a % of total no. of shares of the company
Held by promoter/promoter group	NIL	NIL	NIL
Held by public	NIL	NIL	NIL
Total - D	NIL	NIL	NIL
Outstanding convertible securities:-	No. of outstanding securities	As a % of total no. of outstanding convertible securities	As a % of total no. of shares of the company, assuming full conversion of the convertible securities
Held by promoter/promoter group	NIL	NIL	NIL
Held by public	NIL	NIL	NIL
Total - E	NIL	NIL	NIL
Warrants:-	No. of warrants	As a % of total no. of warrants	As a % of total no. of shares of the company, assuming full conversion of warrants
Held by promoter/promoter group	NIL	NIL	NIL
Held by public	NIL	NIL	NIL
Total - F	NIL	NIL	NIL
Total paid-up capital of the company, assuming full conversion of warrants and convertible securities	115572390		100



Statement Showing Shareholding Pattern

Table (I)(a)

Category code (I)	Category of shareholder(II)	Table (I)(a)			Total shareholding as a percentage of total number of shares		Shares pledged or otherwise encumbered	
		Number of shareholders (III)	Total number of shares (IV)	Number of shares held in dematerialized form (V)	As a percentage of (A+B)	As a percentage of (A+B+C) (VII)	Number of shares	As a percentage (IX) = (VIII/IV)* 100
(A)	Shareholding of Promoter and Promoter Group							
1	Indian							
(a)	Individuals/ Hindu Undivided Family	5	864,300	864,300	7.478	7.478	-	-
(b)	Central Government/ State Government(s)	-	-	-	-	-	-	-
(c)	Bodies Corporate	20	5,641,499	5,641,499	48.814	48.814	-	-
(d)	Financial Institutions/ Banks	-	-	-	-	-	-	-
(e)	Any Other (specify) Person acting in concern	-	-	-	-	-	-	-
	Sub-Total (A)(1)	25	6,505,799	6,505,799	56.292	56.292	-	-
2	Foreign							
(a)	Individuals (Non-Resident Individuals/ Foreign Individuals)	-	-	-	-	-	-	-
(b)	Bodies Corporate	-	-	-	-	-	-	-
(c)	Institutions	-	-	-	-	-	-	-
(dd)	Qualified Foreign Investors	-	-	-	-	-	-	-
	Any Other (specify)	-	-	-	-	-	-	-
	Sub-Total (A)(2)	-	-	-	-	-	-	-
	Total Shareholding of Promoter and Promoter Group (A)= (A)(1)+(A)(2)	25	6,505,799	6,505,799	56.292	56.292	-	-
(B)	Public shareholding							
1	Institutions							
(a)	Mutual Funds/ UTI	1	850	-	0.007	0.007	-	-
(b)	Financial Institutions/ Banks	3	368	48	0.003	0.003	-	-
(c)	Central Government/ State Government(s)	-	-	-	-	-	-	-
(d)	Insurance Companies	1	397,210	397,210	3.437	3.437	-	-
(e)	FIs	-	-	-	-	-	-	-
(f)	Qualified Foreign Investors	-	-	-	-	-	-	-
(g)	Foreign Venture Capital	-	-	-	-	-	-	-
(h)	Any Other (specify)	-	-	-	-	-	-	-
	Sub-Total (B)(1)	5	398,428	397,258	3.447	3.447	-	-
2	Non-institutions							
(a)	Bodies Corporate	260	727,265	687,320	6.293	6.293	-	-
(b)	Individuals							
	i. Individual shareholders holding nominal share capital up to Rs. 1 lakh.	6,619	2,191,724	2,081,912	18.964	18.964	-	-
	ii. Individual shareholders holding nominal share capital in excess of Rs. 1 lakh.	33	1,509,982	1,468,141	13.065	13.065	-	-
(c)	Any Other (Specify) 1.Directors	-	-	-	-	-	-	-
	2. Relatives	1	1,000	-	0.009	0.009	-	-
	3. Clearing Member	31	11,867	11,867	0.103	0.103	-	-
	4. Trust	-	-	-	-	-	-	-
	5. Office Bearers	-	-	-	-	-	-	-
	6. NRIs	50	20,728	20,726	0.179	0.179	-	-
	7. NRN	12	4,650	4,650	0.040	0.040	-	-
	8. Foreign National	2	810	-	0.007	0.007	-	-
	9. Foreign Company	-	-	-	-	-	-	-
	10. HUF	241	184,986	184,986	1.601	1.601	-	-
	Sub-Total (B)(2)	7,249	4,653,012	4,459,602	40.261	40.261	-	-
	Total Public Shareholding (B)= (B)(1)+(B)(2)	7,254	5,051,440	4,856,860	43.708	43.708	-	-
	TOTAL (A)+(B)	7,279	11,557,239	11,362,659	100.000	100.000	0.00	0.00
(C)	Shares held by Custodians and against which Depository Receipts have been issued							
	1 Promoter & Promoter Group							
	2 Public							
	GRAND TOTAL (A)+(B)+(C)	7,279	11,557,239	11,362,659	100.000	100.000	0.00	0.00



(I)(b) **Statement showing holding of securities (including shares, warrants, convertible securities) of persons belonging to the category "Promoter and Promoter Group"**

Sr. No.	Name of the shareholder	Details of Shares held		Encumbered shares (*)			Details of warrants		Details of convertible securities		Total shares (including underlying shares assuming full conversion of warrants and convertible securities) as a % of diluted share capital
		Number of shares held	As a % of grand total (A)+(B)+(C)	No.	As a percentage	% of grand total (A)+(B)+(C) of sub-clause	Number of warrants held	As a % total number of warrants of the same	Number of convertible securities held	As a % total number of convertible securities of the same class	
(I)	(II)	(III)	(IV)	(V)	(VI)=(V)/(III)*100	(VII)	(VIII)	(IX)	(X)	(XI)	(XII)
1	SIL INVESTMENTS LIMITED	1547016	13.3857	0	0	0	0	0	0	0	13.3857
	NEW INDIA RETAILING AND INVESTMENT LTD	969021	8.3845	0	0	0	0	0	0	0	8.3845
3	NANDINI NOPANY	811090	7.0180	0	0	0	0	0	0	0	7.0180
4	HARGAON INVESTMENT & TRADING CO. LTD.	657966	5.6931	0	0	0	0	0	0	0	5.6931
5	YASHOVARDHAN INVESTMENT & TRADING CO. LTD.	658289	5.6959	0	0	0	0	0	0	0	5.6959
6	RTM INVESTMENT AND TRADING CO. LTD.	412430	3.5686	0	0	0	0	0	0	0	3.5686
7	SCM INVESTMENT & TRADING CO. LTD.	349971	3.0282	0	0	0	0	0	0	0	3.0282
8	CHAMPARAN MARKETING CO. LTD.	260841	2.2569	0	0	0	0	0	0	0	2.2569
9	OSM INVESTMENT & TRADING CO. LTD.	234891	2.0324	0	0	0	0	0	0	0	2.0324
10	NILGIRI PLANTATIONS LIMITED	138000	1.1941	0	0	0	0	0	0	0	1.1941
11	SIDH ENTERPRISES LTD.	104514	0.9043	0	0	0	0	0	0	0	0.9043
12	NARKATIAGANJ FARMS LIMITED	86410	0.7477	0	0	0	0	0	0	0	0.7477
13	RAJPUR FARMS LIMITED	66776	0.5778	0	0	0	0	0	0	0	0.5778
14	CHANDRA SHEKHAR NOPANY	39600	0.3426	0	0	0	0	0	0	0	0.3426
15	SHREE VIHAR PROPERTIES LTD	31535	0.2729	0	0	0	0	0	0	0	0.2729
16	LA MONDE TRADING & INVESTMENTS PRIVATE LTD	25180	0.2179	0	0	0	0	0	0	0	0.2179
17	THE OUDH SUGAR MILLS LIMITED	18562	0.1606	0	0	0	0	0	0	0	0.1606
18	CHANDRA SHEKHAR NOPANY TRUSTEE OF URVI NOPA	13610	0.1178	0	0	0	0	0	0	0	0.1178
19	UTTAM COMMERCIAL LTD.	2227	0.0193	0	0	0	0	0	0	0	0.0193
20	SONALI COMMERCIAL LTD.	1650	0.0143	0	0	0	0	0	0	0	0.0143
21	PAVAPURI TRADING AND INVESTMENT COMPANY LTD.	1155	0.0100	0	0	0	0	0	0	0	0.0100
22	RONSON TRADERS LIMITED	75003	0.6490	0	0	0	0	0	0	0	0.6490
23	DEEPSHIKHA TRADING CO. PRIVATE LIMITED	62	0.0005	0	0	0	0	0	0	0	0.0005
TOTAL		6505799	56.2920	0	0.00	0.000	0	0.000	0	0.000	56.2920

(*) The term "encumbrance" has the same meaning as assigned to it in regulation 28(3) of the SAST Regulations, 2011




(1)(c)(i) Statement showing holding of securities (including shares, warrants, convertible securities) of persons belonging to the category "Public" and holding more than 1% of the total number of shares

Sr. No.	Name of the shareholder	Number of shares held	Shares as a percentage of total number of shares (i.e., Grand Total (A)+(B)+(C) indicated in Statement at para (1)(a) above)	Details of warrants		Details of convertible		Total shares (including underlying shares assuming full conversion of warrants and convertible securities) as a % of diluted share capital
				Number of warrants held	As a % total number of warrants of the same class	Number of convertible securities held	% w.r.t total number of convertible securities of the same class	
1	NAVJEEWAN MEDICAL INSTITUTE	718317	6.215	0	0	0	0	6.2153
2	LIFE INSURANCE CORPORATION OF INDIA	397210	3.437	0	0	0	0	3.4369
	TOTAL	1115527	9.652	0	0.000	0	0.000	9.6522

(1)(c)(ii) Statement showing holding of securities (including shares, warrants, convertible securities) of persons (together with PAC) belonging to the category "Public" and holding more than 5% of the total number of shares of the company

Sr. No.	Name(s) of the shareholder(s) and the Persons Acting in Concert (PAC) with them	Number of shares	Shares as a percentage of total number of shares (i.e., Grand Total (A)+(B)+(C) indicated in Statement at para (1)(a) above)	Details of warrants		Details of convertible		Total shares (including underlying shares assuming full conversion of warrants and convertible securities) as a % of diluted share capital
				Number of warrants	As a % total number of warrants of the same class	Number of convertible securities held	% w.r.t total number of convertible securities of the same class	
1	NAVJEEWAN MEDICAL INSTITUTE	718317	6.2153	0	0	0	0	6.2153
	TOTAL	718317	6.2153	0	0	0	0	6.2153



(I)(d) Statement showing details of locked-in shares

Sr. No.	Name of the shareholder	Number of locked-in shares	Locked-in shares as a percentage of total number of shares (i.e., Grand Total (A)+(B)+(C) indicated in Statement at para (I)(a) above)
1	N.A.		
TOTAL		0	0.00

(II)(a) Statement showing details of Depository Receipts (DRs)

Sr. No.	Type of outstanding DR (ADRs, GDRs, SDRs, etc.)	Number of outstanding DRs	Number of shares underlying outstanding DRs	Shares underlying outstanding DRs as a percentage of total number of shares (i.e., Grand Total (A)+(B)+(C) indicated in Statement at para (I)(a) above)
1	N.A.			
TOTAL		0	0	

(II)(b) Statement showing holding of Depository Receipts (DRs), where underlying shares held by "promoter/promoter group" are in excess of 1% of the total number of shares

Sr. No.	Name of the DR Holder	Type of outstanding DR (ADRs, GDRs, SDRs, etc.)	Number of shares underlying outstanding DRs	Shares underlying outstanding DRs as a percentage of total number of shares (i.e., Grand Total (A)+(B)+(C) indicated in Statement at para (I)(a) above)
1	N.A.			
TOTAL			0	

(III) (a) Statement showing the voting pattern of shareholders, if more than one class of shares/securities is issued by the issuer.

Category code	Category of shareholder	Number of Voting Rights held in each class of securities	Total Voting Rights (III+IV+V)	Total Voting Rights i.e.
(I)	(II)	(III)	(VI)	(VI)
	N A	-		

