


Introductory sub-table (I)(a)

Name of the Company: THE OUDH SUGAR MILLS LIMITED		BSE- 507260, NSE- OUDHSUG; Equity Shares			
Scrip Code, Name of the scrip, class of security:					
Quarter ended: 30.06.2014					
	Partly paid-up shares:-	No. of partly paid-up shares	As a % of total no. of partly paid-up shares	As a % of total no. of shares of the company	
Held by Promoter / Promoter Group	0	0	0.0000	0.0000	
Held by public	0	0	0.0000	0.0000	
Total	0	0	0.0000	0.0000	
	Outstanding convertible securities:-	No. of outstanding securities	As a % of total No. of outstanding convertible securities	As a % of total no. of shares of the company, assuming full conversion of the convertible securities	
Held by Promoter / Promoter Group	0	0	0.0000	0.0000	
Held by public	0	0	0.0000	0.0000	
Total	0	0	0.0000	0.0000	
	Warrants:-	No. of warrants	As a % of total no. of warrants	As a % of total no. of shares of the company, assuming full conversion of warrants	
Held by Promoter / Promoter Group	0	0	0.0000	0.0000	
Held by public	0	0	0.0000	0.0000	
Total	0	0	0.0000	0.0000	
Total paid-up capital of the company assuming full conversion of warrants and convertible securities					
25917285					



Statement Showing Shareholding Pattern

Category Code	Category of shareholder	Table (I)(a)		Total shareholding as a			Shares pledged or otherwise encumbered	As a percentage (IX) = (VIII)/(IV)*100
		Number of shareholders	Total number of shares	Number of shares held in dematerialised form	percentage of total number of			
					As a percentage of (A+B) (VI)	As a percentage of (A+B+C) (VII)		
(I)	(II)	(III)	(IV)	(V)	(VI)	(VII)	(VIII)	(IX)
(A)	Promoter and Promoter Group							
1	Indian							
(a)	Individuals/Hindu Undivided Family	2	84605	84605	0.33	0.33	0	0.00
(b)	Central Government/State Government(s)	0	0	0	0.00	0.00	0	0.00
(c)	Bodies Corporate	14	15900472	15900472	61.35	61.35	6479294	40.75
(d)	Financial Institutions / Banks	0	0	0	0.00	0.00	0	0.00
(e)	Any Other (specify)	0	0	0	0.00	0.00	0	0.00
	Sub Total (A)(1)	16	15985077	15985077	61.68	61.68	6479294	40.53
2	Foreign							
(a)	Individuals (Non-Resident Individuals/Foreign Individuals)	0	0	0	0.00	0.00	0	0.00
(b)	Bodies Corporate	0	0	0	0.00	0.00	0	0.00
(c)	Institutions	0	0	0	0.00	0.00	0	0.00
(d)	Qualified Foreign Investors	0	0	0	0.00	0.00	0	0.00
(e)	Any Other (specify)	0	0	0	0.00	0.00	0	0.00
	Sub Total (A)(2)	0	0	0	0.00	0.00	0	0.00
	Total Shareholding of Promoter and Promoter Group (A)=(A)(1)+(A)(2)	16	15985077	15985077	61.68	61.68	6479294	40.53
(B)	Public shareholding							
1	Institutions							
(a)	Mutual Funds/UIT	3	3350	0	0.01	0.01	0	0.00
(b)	Financial Institutions / Banks	5	453975	453345	1.75	1.75	0	0.00
(c)	Central Government/State Government(s)	0	0	0	0.00	0.00	0	0.00
(d)	Venture Capital Funds	0	0	0	0.00	0.00	0	0.00
(e)	Insurance Companies	5	1323543	1323533	5.11	5.11	0	0.00
(f)	Foreign Institutional Investors	0	0	0	0.00	0.00	0	0.00
(g)	Foreign Venture Capital Investors	0	0	0	0.00	0.00	0	0.00
(h)	Qualified Foreign Investors	0	0	0	0.00	0.00	0	0.00
(I)	Any Other (specify)	0	0	0	0.00	0.00	0	0.00
	Sub Total (B) (1)	13	1780868	1776878	6.87	6.87	0	0.00



Statement Showing Shareholding Pattern

Category code	Category of shareholder	Table (I)(a)		percentage of total number of shares		Shares pledged or otherwise encumbered	As a percentage (IX) = (VIII)/(IV)*100	
		Number of shareholders	Total number of shares	Number of shares held in dematerialised form	As a percentage of (A+B)			As a percentage of (A+B+C)
(I)	Non-institutions	(III)	(IV)	(V)	(VI)	(VII)	(VIII)	(IX)
2	Bodies Corporate	353	1429283	1426432	5.51	5.51	0	0.00
(b) (i)	Individuals - shareholders holding nominal share capital up to Rs 1 Lakh	12379	4837552	4619611	18.67	18.67	0	0.00
(ii)	Individual shareholders holding nominal share capital in excess of Rs. 1 Lakh	64	1692635	1692635	6.53	6.53	0	0.00
(c)	Qualified Foreign Investors	0	0	0	0.00	0.00	0	0.00
(d)	Any Other							
i	Non Resident Indians (Repat)	57	88616	88616	0.34	0.34	0	0.00
ii	Non Resident Indians (Non Repat)	22	16622	16622	0.06	0.06	0	0.00
iii	Foreign Companies	0	0	0	0.00	0.00	0	0.00
iv	Clearing Member	89	85613	85613	0.33	0.33	0	0.00
v	FOREIGN NATIONALS	9	1019	0	0.00	0.00	0	0.00
vi	Directors / Relatives	0	0	0	0.00	0.00	0	0.00
vii	Trusts	0	0	0	0.00	0.00	0	0.00
	Sub Total (B)(2)	12973	8151340	7929529	31.45	31.45	0	0.00
	Total Public Shareholding Public Group							
	(B)=(B)(1)+(B)(2)	12986	9932208	9706407	38.32	38.32	0	0.00
	Total (A)+(B)	13002	25917285	25691484	100.00	100.00	6479294	25.00
(C)	Shares held by custodians and against which Depository Receipts have been issued							
i	Promoter and Promoter group	0	0	0	0.00	0.00	0	0.00
ii	Public	0	0	0	0.00	0.00	0	0.00
	Sub Total (C)	0	0	0	0.00	0.00	0	0.00
	GRAND TOTAL (A)+(B)+(C)	13002	25917285	25691484	100.00	100.00	6479294	25.00



(1)(b) Statement showing holding of securities (including shares, warrants, convertible securities) of persons belonging to the category "Promoter and Promoter Group"

Sr. No.	Name of the shareholder	Details of Shares held			Encumbered shares			Details of warrants			Details of convertible securities		Total shares (including underlying shares assuming full conversion of warrants and convertible securities) as a % of diluted share capital
		Number of shares held	As a % of grand total (A)+(B)+(C)	No.	As a percentage (VI)=(V)/(II)*100	As a % of grand total (A)+(B)+(C) of sub-clause (I)(a)	Number of warrants held	As a % total number of warrants of the same class	Number of convertible securities held	As a % total number of convertible securities of the same class			
(I)	(II)	(III)	(IV)	(V)	(VI)	(VII)	(VIII)	(IX)	(X)	(XI)	(XII)		
1	UTTAR PRADESH TRADING CO. LTD	3326901	12.84	0	0.00	0.00	0	0.00	0	0.00	12.84		
2	SCM INVESTMENT & TRADING CO. LTD.	2797296	10.79	0	0.00	0.00	0	0.00	0	0.00	10.79		
3	NEW INDIA RETAILING AND INVESTMENT LTD	2778044	10.72	2778044	100.00	10.72	0	0.00	0	0.00	10.72		
4	RTM INVESTMENT AND TRADING CO. LTD.	2346169	9.05	2346169	100.00	9.05	0	0.00	0	0.00	9.05		
5	GMB INVESTMENTS PRIVATE LIMITED	988670	3.81	0	0.00	0.00	0	0.00	0	0.00	3.81		
6	SIDH ENTERPRISES LTD.	795039	3.07	0	0.00	0.00	0	0.00	0	0.00	3.07		
7	SONALI COMMERCIAL LTD.	668000	2.58	600000	89.82	2.32	0	0.00	0	0.00	2.58		
8	YASHOVARDHAN INVESTMENT & TRADING CO. LTD.	518935	2.00	0	0.00	0.00	0	0.00	0	0.00	2.00		
9	DEEPSHIKHA TRADING CO. PRIVATE LIMITED	460919	1.78	460081	99.82	1.78	0	0.00	0	0.00	1.78		
10	RONSON TRADERS LIMITED	849267	3.28	295000	34.74	1.14	0	0.00	0	0.00	3.28		
11	UTTAM COMMERCIAL LTD.	305000	1.18	0	0.00	0.00	0	0.00	0	0.00	1.18		
12	CHANDRA SHEKHAR NOPANY	73804	0.28	0	0.00	0.00	0	0.00	0	0.00	0.28		
13	RAIPUR FARMS LIMITED	39705	0.15	0	0.00	0.00	0	0.00	0	0.00	0.15		
14	NARKATTAGANJ FARMS LIMITED	25292	0.10	0	0.00	0.00	0	0.00	0	0.00	0.10		
15	NANDINI NOPANY	10801	0.04	0	0.00	0.00	0	0.00	0	0.00	0.04		
16	THE OUDH TRADING CO. (P) LTD.	1235	0.00	0	0.00	0.00	0	0.00	0	0.00	0.00		
	TOTAL	15985077	61.68	6479294	40.53	25.00	0	0.00	0	0.00	61.68		



(I)(c)(i) Statement showing holding of securities (including shares, warrants, convertible securities) of persons belonging to the category "Public" and holding more than 1% of the total number of shares


Sr. No.	Name of the shareholder	Number of shares held	Shares as a percentage of total number of shares i.e., Grand Total (A)+(B)+(C) indicated in Statement at para (I)(a) above)	Details of warrants		Details of convertible securities		Total shares (including underlying shares assuming full conversion of warrants and convertible securities) as a % of diluted share capital
				Number of warrants held	As a % total number of warrants of the same class	Number of convertible securities held	% w.r.t total number of convertible securities of the same class	
1	LIFE INSURANCE CORPORATION OF INDIA	823243	3.18	0	0.00	0	0.00	3.18
2	PUNJAB NATIONAL BANK	453295	1.75	0	0.00	0	0.00	1.75
3	MANU GOPALDAS CHHABRIA	304538	1.18	0	0.00	0	0.00	1.18
	TOTAL	1581076	6.10	0	0.00	0	0.00	6.10

(I)(c)(ii) Statement showing holding of securities (including shares, warrants, convertible securities) of persons (together with PAC) belonging to the category "Public" and holding more than 5% of the total number of shares of the company

Sr. No.	Name(s) of the shareholder(s) and the Persons Acting in Concert (PAC) with them	Number of shares	Shares as a percentage of total number of shares i.e., Grand Total (A)+(B)+(C) indicated in Statement at para (I)(a) above)	Details of warrants		Details of convertible securities		Total shares (including underlying shares assuming full conversion of warrants and convertible securities) as a % of diluted share capital
				Number of warrants	As a % total number of warrants of the same class	Number of convertible securities held	% w.r.t total number of convertible securities of the same class	
1		0	0.0000	0	0.0000	0	0.0000	0
	TOTAL	0	0.0000	0	0.0000	0	0.0000	0

(I)(d) Statement showing details of locked-in shares

Sr. No.	Name of the shareholder	Number of Locked in Shares	Locked-in shares as a percentage of total number of shares i.e., Grand Total (A)+(B)+(C) indicated in Statement at para (I)(a) above)
1	NIL	NIL	NIL
	TOTAL	NIL	NIL



(II)(a) Statement showing details of Depository Receipts (DRs)

Sr. No.	Type of outstanding DR (ADRs, GDRs, SDRs, etc.)	Number of outstanding DRs	Number of shares underlying outstanding DRs	Shares underlying outstanding DRs as a percentage of total number of shares [i.e., Grand Total (A)+(B)+(C) indicated in Statement at para (I)(a) above]
1	NIL	NIL	NIL	NIL
	TOTAL	NIL	NIL	NIL

(II) (b) Statement showing holding of Depository Receipts (DRs), where underlying shares held by "Promoter/Promoter Group" are in excess of 1% of the total number of shares

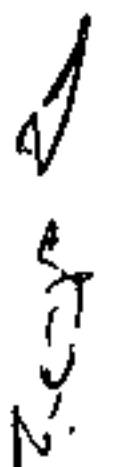
Sr. No.	Name of the DR Holder	Type of outstanding DR (ADRs, GDRs, SDRs, etc.)	Number of shares underlying outstanding DRs	Shares underlying outstanding DRs as a percentage of total number of shares [i.e., Grand Total (A)+(B)+(C) indicated in Statement at para (I)(a) above]
1	NIL	NIL	NIL	NIL
	TOTAL	NIL	NIL	NIL

(III)(a) Statement showing the voting pattern of shareholders, if more than one class of shares/securities is issued by the issuer.

Category code	Category of shareholder	Number of Voting Rights held in each class of securities	Total Voting Rights (III+IV+V)	Total Voting Rights i.e. (VI)
(I)	(II)	(III)	(VI)	(VI)

Not Applicable since only one class of share/security has voting power in the company

For The Oudh Sugar Mills Limited


 Dilip Patodia
 President (Finance) & CFO
