



Introductory sub-table (I)(a)			
Name of the Company: UPPER GANGGES SUGAR & INDUSTRIES LIMITED			
Script Code, Name of the scrip, class of security: 530505 (BSE), UPERGANGES (NSE) Equity Shares, 10031097(CSE)			
Quarter ended: 30-06-2014			
Partly paid-up shares:-	No. of partly paid-up shares	As a % of total no. of partly paid-up shares	As a % of total no. of shares of the company
Held by promoter/promoter	NIL	NIL	NIL
Held by public	NIL	NIL	NIL
Total	NIL	NIL	NIL
Outstanding convertible securities:-	No. of outstanding securities	As a % of total no. of outstanding convertible securities	As a % of total no. of shares of the company, assuming full conversion of the convertible securities
Held by promoter/promoter	NIL	NIL	NIL
Held by public	NIL	NIL	NIL
Total	NIL	NIL	NIL
Warrants:-	No. of warrants	As a % of total no. of warrants	As a % of total no. of shares of the company, assuming full conversion of warrants
Held by promoter/promoter	NIL	NIL	NIL
Held by public	NIL	NIL	NIL
Total	NIL	NIL	NIL
Total paid-up capital of the company, assuming full conversion of warrants and convertible securities	11557239		100




Statement Showing Shareholding Pattern
Table (I)(a)

Category code (I)	Category of shareholder (II)	Number of shareholders (III)	Total number of shares (IV)	Number of shares held in dematerialized form (V)	Total shareholding as a percentage of total number of shares		Number of shares	Shares pledged or otherwise encumbered (IX) = (VIII/V)*100
					As a percentage of (A+B)	As a percentage of (A+B+C) (VIII)		
(A)	Shareholding of Promoter and Promoter Group							
1	Indian							
(a)	Individuals / Hindu Undivided Family	5	8,64,300	8,64,300	7.48	7.48	-	-
(b)	Central Government/ State	-	-	-	-	-	-	-
(c)	Bodies Corporate	20	56,50,004	56,50,004	48.89	48.89	-	-
(d)	Financial Institutions/ Banks						-	-
(e)	Any Other (specify) Person acting in concern	-	-	-	-	-	-	-
	Sub-Total (A)(I)	25	65,14,304	65,14,304	56.37	56.37	-	-
2	Foreign							
(a)	Individuals (Non-Resident Individuals/ Foreign Individuals)	-	-	-	-	-	-	-
(b)	Bodies Corporate						-	-
(c)	Institutions	-	-	-	-	-	-	-
(dd)	Qualified Foreign Investors	-	-	-	-	-	-	-
(e)	Any Other (specify)	-	-	-	-	-	-	-
	Sub-Total (A)(2)	-	-	-	-	-	-	-
	Total Shareholding of Promoter and Promoter Group (A) = (A)(I)+(A)(2)	25	65,14,304	65,14,304	56.37	56.37	-	-
(B)	Public shareholding							
1	Institutions	-	-	-	-	-	-	-
(a)	Mutual Funds/ UTI	1	850	-	0.01	0.01	-	-
(b)	Financial Institutions/ Banks	3	368	48	0.00	0.00	-	-
(c)	Central Government/ State	-	-	-	-	-	-	-
(d)	Insurance Companies	1	3,97,210	3,97,210	3.44	3.44	-	-
(e)	FIs	-	-	-	-	-	-	-
(f)	Qualified Foreign Investors	-	-	-	-	-	-	-
(g)	Foreign Venture Capital	-	-	-	-	-	-	-
(h)	Any Other (specify)	-	-	-	-	-	-	-
	Sub-Total (B)(I)	5	3,98,428	3,97,258	3.45	3.45	-	-



Statement Showing Shareholding Pattern
Table (I)(a)


Category code (I)	Category of shareholder (II)	Number of shareholders (III)	Total number of shares (IV)	Number of shares held in dematerialized form (V)	Total shareholding as a percentage of total number of shares		Number of Shares	As a percentage (IX) = (VIII/IV)* 100
					As a percentage of (A+B)	As a percentage of (A+B+C) (VII)		
2	Non-institutions							
(a)	Bodies Corporate	249	6,82,104	6,42,759	5.90	5.90	-	-
(b)	Individuals							
	i. Individual shareholders holding nominal share capital up to Rs. 1 lakh.	6,258	21,53,684	20,46,184	18.63	18.63	-	-
	ii. Individual shareholders holding nominal share capital in excess of Rs. 1	36	14,81,861	14,40,020	12.82	12.82	-	-
(c)	Any Other (Specify) 1. Directors	1	750	750	0.01	0.01	-	-
	2. Relatives	1	1,000	-	0.01	0.01	-	-
	3. Clearing Member	35	63,676	63,676	0.55	0.55	-	-
	4. Trust	-	-	-	-	-	-	-
	5. Office Bearers	-	-	-	-	-	-	-
	6. NRIs	50	89,680	89,678	0.78	0.78	-	-
	7. NRN	12	4,250	4,250	0.04	0.04	-	-
	8. Foreign National	2	810	-	0.01	0.01	-	-
	9. Foreign Company							
	10. HUF	216	1,66,692	1,66,692	1.44	1.44	-	-
	Sub-Total (B)(2)	6,860	46,44,507	44,54,009	40.19	40.19	-	-
	Total Public Shareholding (B)= (B)(1)+(B)(2)	6,865	50,42,935	48,51,267	43.63	43.63	-	-
	TOTAL (A)+(B)	6,890	115,57,239	113,65,571	100.00	100.00	0.00	0.00
(C)	Shares held by Custodians and against which Depository Receipts have been issued							
	1 Promoter & Promoter Group				-	-	-	-
	2 Public				-	-	-	-
	GRAND TOTAL (A)+(B)+(C)	6,890	115,57,239	113,65,571	100.00	100.00	0.00	0.00



(1)(b) Statement showing holding of securities (including shares, warrants, convertible securities) of persons belonging to the category "Promoter and Promoter Group"

Sr. No.	Name of the shareholder	Details of Shares held			Encumbered shares (*)			Details of warrants			Details of convertible			Total shares (including underlying shares assuming full conversion of warrants and convertible securities) as a % of diluted share capital
		Number of shares held	As a % of grand total (A)+(B)+(C)	No.	As a percentage (VI)=(V)/VII *100	% of grand total (A)+(B)+(C) of sub-clause (I)(a)	Number of warrants held	As a % total number of warrants of the same class	Number of convertible securities held	As a % total number of convertible securities of the same class	(XII)			
(I)	(II)	(III)	(IV)	(V)	(VI)=(V)/VII *100	(VII)	(VIII)	(IX)	(X)	(XI)	(XII)	(XIII)		
1	SIL INVESTMENTS LIMITED	1547016	13.39	0	0	0	0	0	0	0	0	13.39		
2	NEW INDIA RETAILING AND INVESTMENT LTD	969021	8.38	0	0	0	0	0	0	0	0	8.38		
3	NANDINI NOPANY	811090	7.02	0	0	0	0	0	0	0	0	7.02		
4	HARGAON INVESTMENT & TRADING CO. LTD.	657966	5.69	0	0	0	0	0	0	0	0	5.69		
5	YASHOVARDHAN INVESTMENT & TRADING CO. LTD.	658289	5.70	0	0	0	0	0	0	0	0	5.70		
6	RTM INVESTMENT AND TRADING CO. LTD.	412430	3.57	0	0	0	0	0	0	0	0	3.57		
7	SCM INVESTMENT & TRADING CO. LTD.	349971	3.03	0	0	0	0	0	0	0	0	3.03		
8	CHAMPARAN MARKETING CO. LTD.	260841	2.26	0	0	0	0	0	0	0	0	2.26		
9	OSM INVESTMENT & TRADING CO. LTD.	234891	2.03	0	0	0	0	0	0	0	0	2.03		
10	NILGIRI PLANTATIONS LIMITED	138000	1.19	0	0	0	0	0	0	0	0	1.19		
11	SIDH ENTERPRISES LTD.	104514	0.90	0	0	0	0	0	0	0	0	0.90		
12	NARKATIAGANJ FARMS LIMITED	86410	0.75	0	0	0	0	0	0	0	0	0.75		
13	RAIPUR FARMS LIMITED	66776	0.58	0	0	0	0	0	0	0	0	0.58		
14	CHANDRA SHEKHAR NOPANY	39600	0.34	0	0	0	0	0	0	0	0	0.34		
15	SHREE VIHAR PROPERTIES LTD	31535	0.27	0	0	0	0	0	0	0	0	0.27		
16	LA MONDE TRADING & INVESTMENTS PRIVATE LTD	25180	0.22	0	0	0	0	0	0	0	0	0.22		
17	THE OUDH SUGAR MILLS LIMITED	18562	0.16	0	0	0	0	0	0	0	0	0.16		
18	URVI NOPANY	13610	0.12	0	0	0	0	0	0	0	0	0.12		
19	UTTAM COMMERCIAL LTD.	2227	0.02	0	0	0	0	0	0	0	0	0.02		
20	SONALI COMMERCIAL LTD.	1650	0.01	0	0	0	0	0	0	0	0	0.01		
21	PAVAPURI TRADING AND INVESTMENT COMPANY LTD.	1155	0.01	0	0	0	0	0	0	0	0	0.01		
22	RONSON TRADERS LIMITED	83508	0.72	0	0	0	0	0	0	0	0	0.72		
23	DEEPSHIKHA TRADING CO. PRIVATE LIMITED	62	0.00	0	0	0	0	0	0	0	0	0.00		
TOTAL		6514304	56.37	0	0.00	0.000	0	0.000	0	0.000	0	56.37		

(*) The term "encumbrance" has the same meaning as assigned to it in regulation 28(3) of the SAST Regulations, 2011



(I)(c)(i) Statement showing holding of securities (including shares, warrants, convertible securities) of persons belonging to the category "Public" and holding more than 1% of the total number of shares

Sr. No.	Name of the shareholder	Number of shares held	Shares as a percentage of total number of shares (i.e., Grand Total (A)+(B)+(C) indicated in Statement at para (I)(a) above)	Details of warrants			Details of convertible		Total shares (including underlying shares assuming full conversion of warrants and convertible securities) as a % of diluted share capital
				Number of warrants held	As a % total number of warrants of the same class	Number of convertible securities held	% w.r.t total number of convertible securities of the same class		
1	NAVJEEWAN MEDICAL INSTITUTE	718317	6.22	0	0	0	0	0	6.22
2	LIFE INSURANCE CORPORATION OF INDIA	397210	3.44	0	0	0	0	0	3.44
3	EARTHSTONE HOLDING (TWO) PVT. LTD.	141561	1.22	0	0	0	0	0	1.22
	TOTAL	1257088	10.88	0	0.00	0	0.000	0.000	10.88

(I)(c)(ii) Statement showing holding of securities (including shares, warrants, convertible securities) of persons (together with PAC) belonging to the category "Public" and holding more than 5% of the total number of shares of the company

Sr. No.	Name(s) of the shareholder(s) and the Persons Acting in Concert (PAC) with them	Number of shares	Shares as a percentage of total number of shares (i.e., Grand Total (A)+(B)+(C) indicated in Statement at para (I)(a) above)	Details of warrants		Details of convertible		Total shares (including underlying shares assuming full conversion of warrants and convertible securities) as a % of diluted share capital
				Number of warrants	As a % total number of warrants of the same class	Number of convertible securities held	% w.r.t total number of convertible securities of the same class	
1	NAVJEEWAN MEDICAL INSTITUTE	718317	6.22	0	0	0	0	6.22
	TOTAL	718317	6.22	0	0	0	0	6.22



(I)(d) Statement showing details of locked-in shares

Sr. No.	Name of the shareholder	Number of locked-in shares	Locked-in shares as a percentage of total number of shares [i.e., Grand Total (A)+(B)+(C) indicated in Statement at para (I)(a) above]
1	N.A.		
TOTAL		0	0.00

(II)(a) Statement showing details of Depository Receipts (DRs)

Sr. No.	Type of outstanding DR (ADRs, GDRs, SDRs, etc.)	Number of outstanding DRs	Number of shares underlying outstanding DRs	Shares underlying outstanding DRs as a percentage of total number of shares [i.e., Grand Total (A)+(B)+(C) indicated in Statement at para (I)(a) above]
1	N.A.			
TOTAL		0	0	

(II)(b) Statement showing holding of Depository Receipts (DRs), where underlying shares held by "promoter/promoter group" are in excess of 1% of the total number of shares

Sr. No.	Name of the DR Holder	Type of outstanding DR (ADRs, GDRs, SDRs, etc.)	Number of shares underlying outstanding DRs	Shares underlying outstanding DRs as a percentage of total number of shares [i.e., Grand Total (A)+(B)+(C) indicated in Statement at para (I)(a) above]
1	N.A.			
TOTAL			0	

(III) (a) Statement showing the voting pattern of shareholders, if more than one class of shares/securities is issued by the issuer.

Category code	Category of shareholder	Number of Voting Rights held in each class of securities	Total Voting Rights (III+IV+V)	Total Voting Rights i.e.
(I)	(II)	(III)	(VI)	(VI)
	N.A.	-		