




Introductory sub-table (I)(a)			
Name of the Company: UPPER GANGES SUGAR & INDUSTRIES LIMITED			
Scrip Code, Name of the scrip, class of security: 530505 (Bse), UPERGANGES (Nse) Equity Shares			
Quarter ended: 31-03-2015			
Partly paid-up shares:-	No. of partly paid-up shares	As a % of total no. of partly paid-up shares	As a % of total no. of shares of the company
Held by promoter/promoter group	NIL	NIL	NIL
Held by public	NIL	NIL	NIL
Total -	NIL	NIL	NIL
Outstanding convertible securities:-	No. of outstanding securities	As a % of total no. of outstanding convertible securities	As a % of total no. of shares of the company, assuming full conversion of the convertible securities
Held by promoter/promoter group	NIL	NIL	NIL
Held by public	NIL	NIL	NIL
Total -	NIL	NIL	NIL
Warrants :-	No. of warrants	As a % of total no. of warrants	As a % of total no. of shares of the company, assuming full conversion of warrants
Held by promoter/promoter group	NIL	NIL	NIL
Held by public	NIL	NIL	NIL
Total -	NIL	NIL	NIL
Total paid-up capital of the company, assuming full conversion of warrants and convertible securities	11557239		100



Statement Showing Shareholding Pattern

Category code (I)	Category of shareholder(II)	Table (I)(a)		Total shareholding as a percentage of total number of shares		Shares pledged or otherwise encumbered		
		Number of shareholders (III)	Total number of shares (IV)	Number of shares held in dematerialized form (V)	As a percentage of (A+B)	As a percentage of (A+B+C) (VII)	Number of shares	As a percentage (IX) = (VIII/IV)* 100
(A)	Shareholding of Promoter and Promoter Group							
1	Indian							
(a)	Individuals/ Hindu Undivided Family	5	864,300	864,300	7.478	7.478	-	
(b)	Central Government/ State Government(s)	-	-	-	-	-	-	
(c)	Bodies Corporate	20	5,650,004	5,650,004	48.887	48.887	-	
(d)	Financial Institutions/ Banks	-	-	-	-	-	-	
(e)	Any Other (specify) Person acting in concern	-	-	-	-	-	-	
	Sub-Total (A)(1)	25	6,514,304	6,514,304	56.366	56.366	-	
2	Foreign							
(a)	Individuals (Non-Resident Individuals/ Foreign Individuals)	-	-	-	-	-	-	
(b)	Bodies Corporate	-	-	-	-	-	-	
(c)	Institutions	-	-	-	-	-	-	
(d)	Qualified Foreign Investors	-	-	-	-	-	-	
(e)	Any Other (specify)	-	-	-	-	-	-	
	Sub-Total (A)(2)	-	-	-	-	-	-	
	Total Shareholding of Promoter and Promoter Group (A)= (A)(1)+(A)(2)	25	6,514,304	6,514,304	56.366	56.366	-	
(B)	Public shareholding							
1	Institutions							
(a)	Mutual Funds/ UTI	1	850	-	0.007	0.007	-	
(b)	Financial Institutions/ Banks	3	368	48	0.003	0.003	-	
(c)	Central Government/ State Government(s)	-	-	-	-	-	-	
(d)	Insurance Companies	1	397,210	397,210	3.437	3.437	-	
(e)	FII's	-	-	-	-	-	-	
(f)	Qualified Foreign Investors	-	-	-	-	-	-	
(g)	Foreign Venture Capital	-	-	-	-	-	-	
(h)	Any Other (specify)	-	-	-	-	-	-	
	Sub-Total (B)(1)	5	398,428	397,258	3.447	3.447	-	
2	Non-institutions							
(a)	Bodies Corporate	218	626,505	587,161	5.421	5.421	-	
(b)	Individuals							
	i. Individual shareholders holding nominal share capital up to Rs. 1 lakh.	5,940	2,111,422	2,007,243	18.269	18.269	-	
	ii. Individual shareholders holding nominal share capital in excess of Rs. 1 lakh.	41	1,623,943	1,582,102	14.051	14.051	-	
(c)	Any Other (Specify) 1.Directors	1	750	750	0.006	0.006	-	
	2. Relatives	1	1,000	-	0.009	0.009	-	
	3. Clearing Member	29	31,619	31,619	0.274	0.274	-	
	4. Trust	-	-	-	-	-	-	
	5. Office Bearers	-	-	-	-	-	-	
	6. NRIs	43	89,689	89,687	0.776	0.776	-	
	7. NRN	9	1,638	1,638	0.014	0.014	-	
	8. Foreign National	2	810	-	0.007	0.007	-	
	9. Foreign Company	-	-	-	-	-	-	
	10. HUF	200	157,131	157,131	1.360	1.360	-	
	Sub-Total (B)(2)	6,484	4,644,507	4,457,331	40.187	40.187	-	
	Total Public Shareholding (B)= (B)(1)+(B)(2)	6,489	5,042,935	4,854,589	43.634	43.634	NA	
	TOTAL (A)+(B)	6,514	11,557,239	11,368,893	100.000	100.000	0.00	
(C)	Shares held by Custodians and against which Depository Receipts have been issued							
	1 Promoter & Promoter Group							
	2 Public							
	GRAND TOTAL (A)+(B)+(C)	6,514	11,557,239	11,368,893	100.000	100.000	0.00	



(1)(b) Statement showing holding of securities (including shares, warrants, convertible securities) of persons belonging to the category "Promoter and Promoter Group"

Sr. No.	Name of the shareholder	Details of Shares held		Encumbered shares (*)			Details of warrants		Details of convertible securities		Total shares (including underlying shares assuming full conversion of warrants and convertible securities) as a % of diluted share capital
		Number of shares held	As a % of grand total (A)+(B)+(C)	No.	As a percentage	% of grand total (A)+(B)+(C) of sub-clause (I)(a)	Number of warrants held	As a % total number of warrants of the same class	Number of convertible securities held	As a % total number of convertible securities of the same class	
(i)	(ii)	(iii)	(iv)	(v)	(vi)=(v)/(iii)*100	(vii)	(viii)	(ix)	(x)	(xi)	(xii)
1	SIL INVESTMENTS LIMITED PAN -AABC52899H	1547016	13.386								
2	NEW INDIA RETAILING AND INVESTMENT LTD	969021	8.385								
3	NANDINI NOPANY PAN- ABMIPN7831R	811090	7.018								
4	HARGADN INVESTMENT & TRADING CO. LTD.	657966	5.693								
5	YASHOYARDHAN INVESTMENT &TRADING CO. LTD.	658289	5.696								
6	RTM INVESTMENT AND TRADING CO. LTD.	412430	3.569								
7	SCM INVESTMENT & TRADING CO. LTD.	349971	3.028								
8	CHAMPARAN MARKETING CO. LTD. PAN - ABCC1958M	260841	2.257								
9	OSM INVESTMENT & TRADING CO. LTD.	234891	2.032								
10	NILGIRIPLANTATIONS LIMITED PAN- AAACN1968M	138000	1.194								
11	SIDH ENTERPRISES LTD. PIN- AAECS1577M	104514	0.904								
12	NARKATIAGANJ FARMS LIMITED PAN-AABCN8163H	86410	0.748								
13	RONSON TRADERS LIMITED PAN- AABCR3999R	83508	0.723								
14	RAJPUR FARMS LIMITED PAN- AACCR5726K	66776	0.578								
15	CHANDRA SHEKHAR NOPANY PAN- ABJPN5385K	39600	0.343								
16	SHREE VIHAR PROPERTIES LTD. PAN-AAECS1578E	31535	0.273								
17	LA MONDE TRADING & INVESTMENTS PRIVATE LTD	25180	0.218								
18	THE OUDH SUGAR MILLS LIMITED PAN-AABCJ0813G	18562	0.161								
19	URVI NOPANY PAN-AJUPN1989J	13610	0.118								
20	UTTAM COMMERCIAL LTD. PAN-AAACU3603N	2227	0.019								
21	SONALICOMMERCIAL LTD. PAN-AAECS1576L	1650	0.014								
22	PAVAPURI TRADING AND INVESTMENT COMPANY LTD.	1155	0.010								
23	DEEPSHIKHA TRADING CO. PRIVATE LIMITED	62	0.001								
TOTAL		6514304	56.366	0	0.00	0.000					

(*) The term "encumbrance" has the same meaning as assigned to it in regulation 28(3) of the SAST Regulations, 2011




(E) Statement showing holding of securities (including shares, warrants, convertible securities) of persons belonging to the category "Public" and holding more than 1% of the total number of shares

S r. p.	Name of the shareholder	Number of shares held	Shares as a percentage of total number of shares (i.e., Grand Total (A)+(B)+(C) indicated in Statement at para (I)(a) above}	Details of warrants		Details of convertible		Total shares (including underlying shares assuming full conversion of warrants and convertible securities) as a % of diluted share capital
				Number of warrants held	As a % total number of warrants of the same class	Number of convertible securities held	% w.r.t total number of convertible securities of the same class	
1	NAVJEEWAN MEDICAL INSTITUTE	718317	6.215					
2	LIFE INSURANCE CORPORATION OF INDIA	397210	3.437					
3	EARTHSTONE HOLDING (TWO) PVT. LTD.	141561	1.225					
	TOTAL	1257088	10.877					



(1)(c)(ii) Statement showing holding of securities (including shares, warrants, convertible securities) of persons (together with PAC) belonging to the category "Public" and holding more than 5% of the total number of shares of the company

Sr. No.	Name(s) of the shareholder(s) and the Persons Acting in Concert (PAC) with them	Number of shares	Shares as a percentage of total number of shares (i.e., Grand Total (A)+(B)+(C) indicated in Statement at para (1)(a) above}	Details of warrants		Details of convertible		Total shares (including underlying shares assuming full conversion of warrants and convertible securities) as a % of diluted share capital
				Number of warrants	As a % total number of warrants of the same class	Number of convertible securities held	% w.r.t total number of convertible securities of the same class	
1	NA VJEWAN MEDICAL INSTITUTE	718317	6.22					
	TOTAL	718317	6.22	0		0		0



(D)(a) Statement showing details of locked-in shares

Sr. No.	Name of the shareholder	Number of locked-in shares	Locked-in shares as a percentage of total number of shares {i.e., Grand Total (A)+(B)+(C) indicated in Statement at para (I)(a) above}
1	N.A.		
TOTAL		0	0.00



(II)(a) Statement showing details of Depository Receipts (DRs)

Sr. No.	Type of outstanding DR (ADRs, GDRs, SDRs, etc.)	Number of outstanding DRs	Number of shares underlying outstanding DRs	Shares underlying outstanding DRs as a percentage of total number of shares (i.e., Grand Total (A)+(B)+(C) indicated in Statement at para (I)(a) above)
1	N.A.			
2				
3				
TOTAL		0	0	



(11)(b) Statement showing holding of Depository Receipts (DRs), where underlying shares held by "promoter/promoter group" are in excess of 1% of the total number of shares

Sr. No.	Name of the DR Holder	Type of outstanding DR (ADRs, GDRs, SDRs, etc.)	Number of shares underlying outstanding DRs	Shares underlying outstanding DRs as a percentage of total number of shares {i.e., Grand Total (A)+(B)+(C) indicated in Statement at para (I)(a) above}
1	N.A.			
TOTAL			0	



(III) (a) Statement showing the voting pattern of shareholders,
if more than one class of shares/securities is issued by the issuer.

Category code	Category of shareholder	Number of Voting Rights held in each class of	Total Voting Rights (III+IV+V)	Total Voting Rights i.e.
(I)	(II)	(III)	(VI)	(VI)
	NA	-		



For Upper Ganges Sugar & Industries Ltd

Neelam
Secretary