



BirlaSugar

K.K. BIRLA GROUP OF SUGAR COMPANIES

OSML/SE/2015-16/25

October 16, 2015

The Secretary
National Stock Exchange of India Ltd.
Exchange Plaza, 5th Floor
Plot No. C/1, G Block
Bandra-Kurla Complex, Bandra (E)
Mumbai 400 051

The Dy. General Manager
Corporate Relationship Department
BSE Ltd.
1st Floor, New Trading Ring,
Rotunda Building
P.J. Towers, Dalal Street, Fort
Mumbai-400 001

Stock Code : OUDHSUG

Stock Code : 507260


Dear Sir,

Sub : Distribution of Shareholding as on 30th September, 2015

Pursuant to Clause 35 of the Listing Agreement, we send herewith the distribution of shareholding as on quarter ended 30th September, 2015 in the prescribed format.

Please acknowledge receipt.

Yours faithfully,
For The Oudh Sugar Mills Limited


Company Secretary

Encl : as above



The Oudh Sugar Mills Limited

Introductory sub-table (I)(a)			
Name of the Company : The Oudh Sugar Mills Limited			
Scrip Code : 507260		Class of Security : EQUITY	
AS ON NSDL DATA : 30/09/2015		CDSL DATA : 30/09/2015	
Partly Paid-up shares	No. of Partly Paid-up shares	As a % of total no. of Partly paid-up shares	As a % of total no. of shares of the Company
Held by promoter/Promoter group	0.00	0.0000	0.0000
Held by public	0.00	0.0000	0.0000
Total	0.00	0.0000	0.0000
Outstanding convertible securities	No. of Outstanding securities	As a % of total No. of Outstanding convertible securities	As a % of total No. of shares of the company, assuming full conversion of the convertible securities
Held by promoter/Promoter group	0	0.0000	0.0000
Held by public	0	0.0000	0.0000
Total	0	0.0000	0.0000
Warrants	No. of Warrants	As a % of total no. of warrants	As a % of total No. of shares of the company, assuming full conversion of Warrants
Held by promoter/Promoter group	0	0.0000	0.0000
Held by public	0	0.0000	0.0000
Total	0	0.0000	0.0000
Total paid-up capital of the company, assuming full conversion of warrants and convertible securities			25917285



The Oudh Sugar Mills Limited
(I)(a) Statement showing shareholding pattern table

Category code	Category of shareholder	Number of shareholders	Total number of shares	Number of shares held in dematerialized form	Total shareholding as a percentage of total number of shares		Shares pledged (or otherwise encumbered)	
					As a percentage of (A+B)	As a percentage of (A+B+C)	Number of shares	As a percentage (IX) = (VIII)/(IV)*100
(I)	(II)	(III)	(IV)	(V)	(VI)	(VII)	(VIII)	(IX)
(A)	Shareholding of Promoter and Promoter Group							
[1]	Indian							
(a)	Individuals / Hindu Undivided Family	2	84605	84605	0.3300	0.3300	0	0.0000
(b)	Central Government / State Government(s)	0	0	0	0.0000	0.0000	0	0.0000
(c)	Bodies Corporate	14	15900472	15900472	61.3500	61.3500	6479294	40.7500
(d)	Financial Institutions / Banks	0	0	0	0.0000	0.0000	0	0.0000
(e)	Any Other (Specify)							
	Sub Total (A)(1)	16	15985077	15985077	61.6800	61.6800	6479294	40.5300
[2]	Foreign							
(a)	Individuals (Non-Resident Individuals / Foreign Individuals)	0	0	0	0.0000	0.0000	0	0.0000
(b)	Bodies Corporate	0	0	0	0.0000	0.0000	0	0.0000
(c)	Institutions	0	0	0	0.0000	0.0000	0	0.0000
(d)	Qualified Foreign Investor	0	0	0	0.0000	0.0000	0	0.0000
(e)	Any Other (Specify)							
	Sub Total (A)(2)	0	0	0	0.0000	0.0000	0	0.0000
	Total Shareholding of Promoter and Promoter Group (A)=[A](1) + [A](2)	16	15985077	15985077	61.6800	61.6800	6479294	40.5300
(B)	Public Shareholding							
[1]	Institutions							
(a)	Mutual Funds / UTI	3	3350	0	0.0100	0.0100	0	0.0000
(b)	Financial Institutions / Banks	4	453925	453295	1.7500	1.7500	0	0.0000
(c)	Central Government / State Government(s)	0	0	0	0.0000	0.0000	0	0.0000
(d)	Venture Capital Funds	0	0	0	0.0000	0.0000	0	0.0000
(e)	Insurance Companies	5	1296807	1296797	5.0000	5.0000	0	0.0000
(f)	Foreign Institutional Investors	0	0	0	0.0000	0.0000	0	0.0000
(g)	Foreign Venture Capital Investors	0	0	0	0.0000	0.0000	0	0.0000
(h)	Qualified Foreign Investor	0	0	0	0.0000	0.0000	0	0.0000
(i)	Any Other (Specify)							
	Sub Total (B)(1)	12	1754082	1750092	6.7700	6.7700	0	0.0000
[2]	Non-institutions							
(a)	Bodies Corporate	273	1644889	1642038	6.3500	6.3500	0	0.0000
(b)	Individuals							
(i)	Individual shareholders holding nominal share capital upto Rs. 1 lakh.	11159	4341512	4139214	16.7500	16.7500	0	0.0000
(ii)	Individual shareholders holding nominal share capital in excess of Rs. 1 lakh	58	1707058	1707058	6.5900	6.5900	0	0.0000
(c)	Qualified Foreign Investor	0	0	0	0.0000	0.0000	0	0.0000
(d)	Any Other (Specify)							
	Clearing Member	39	37479	37479	0.1400	0.1400	0	0.0000
	Non Resident Indians (Repat)	53	77216	77216	0.3000	0.3000	0	0.0000
	Foreign Nationals	9	1019	29	0.0000	0.0000	0	0.0000
	Non Resident Indians (Non Repat)	27	29676	29676	0.1100	0.1100	0	0.0000
	Hindu Undivided Family	374	339277	339277	1.3100	1.3100	0	0.0000
	Sub Total (B)(2)	11992	8178126	7971987	31.5500	31.5500	0	0.0000
	Total Public Shareholding (B)=[B](1)+[B](2)	12004	9932208	9722079	38.3200	38.3200	0	0.0000
	Total (A)+(B)	12020	25917285	25707156	100.0000	100.0000	6479294	25.0000
(C)	Shares held by custodians and against which depository receipts have been issued							
[1]	Promoter and Promoter Group	0	0	0	0.0000	0.0000	0	0.0000
[2]	Public	0	0	0	0.0000	0.0000	0	0.0000
	Sub Total (C) -	0	0	0	0.0000	0.0000	0	0.0000
	Grand Total (A)+(B)+(C)	12020	25917285	25707156	100.0000	100.0000	6479294	25.0000

GENERATED ON :03/10/2015

NSDL : 30/09/2015

CDSL :30/09/2015



The Oudh Sugar Mills Limited

(1)(b) Statement showing holding of securities (including shares, warrants, convertible securities) of persons belonging to the category 'Promoter And Promoter Group'

Sr. No	Name of Shareholder	Details of Shares held		Encumbered shares (*)			PAN	Details of warrants		Details of convertible securities		Total shares (including underlying shares assuming full conversion of warrants and convertible securities) as a % of diluted share capital
		No. of shares held	As a % of Grand total (A)+(B)+ (C)	No.	As a percentage	As a % of Grand total (A)+(B)+(C) of sub-clause(i)(a)		Number of warrants held	As a % total number of warrants of the same class	Number of convertible securities held	As a % total number of convertible securities of the same class	
(I)	(II)	(III)	(IV)	(V)	(VI)=(V)/(III)*100	(VII)	(VIII)	(IX)	(X)	(XI)	(XII)	(XIII)
1	UTTAR PRADESH TRADING CO. LTD	3326901	12.8366	0	0	0	AAACU3602P					12.8366
2	SCM INVESTMENT & TRADING CO. LTD.	2797296	10.7932	0	0	0	AAECS1569D					10.7932
3	NEW INDIA RETAILING AND INVESTMENT LTD	2778044	10.7189	2778044	100	10.7189	AAACH9970F					10.7189
4	RTM INVESTMENT AND TRADING CO. LTD.	2346169	9.0525	2346169	100	9.0525	AABCR3995D					9.0525
5	GMB INVESTMENTS PRIVATE LIMITED	988670	3.8147	0	0	0	AAACG9321K					3.8147
6	RONSON TRADERS LIMITED	849267	3.2768	295000	34.7358	1.1382	AABCR3999R					3.2768
7	SIDH ENTERPRISES LTD.	795039	3.0676	0	0	0	AAECS1577M					3.0676
8	SONALI COMMERCIAL LTD.	668000	2.5774	600000	89.8204	2.3151	AAECS1576L					2.5774
9	YASHOVARDHAN INVESTMENT & TRADING CO. LTD.	518935	2.0023	0	0	0	AAACY1135F					2.0023
10	DEEPSHIKHA TRADING CO. PRIVATE LIMITED	460919	1.7784	460081	99.8182	1.7752	AABCD0344C					1.7784
11	UTTAM COMMERCIAL LTD.	305000	1.1768	0	0	0	AAACU3603N					1.1768
12	CHANDRA SHEKHAR NOPANY	73804	0.2848	0	0	0	ABJPN5385K					0.2848
13	RAJPUR FARMS LIMITED	39705	0.1532	0	0	0	AACCR5726K					0.1532
14	NARKATIAGANI FARMS LIMITED	25292	0.0976	0	0	0	AABCN8163H					0.0976
15	NANDINI NOPANY	10801	0.0417	0	0	0	ABMPN7831R					0.0417
16	THE OUDH TRADING CO. (P) LTD.	1235	0.0048	0	0	0						0.0048
	Total :	15985077	61.6773	6479294	40.5334	24.9999						61.6773

GENERATED ON :03/10/2015

NSDL : 30/09/2015


CDSL :30/09/2015



The Oudh Sugar Mills Limited

(I)(C)(i) Statement showing holding of securities (including shares, warrants, convertible securities) of persons belonging to the category 'Public' and holding more than 1% of the total number of shares

Sr. No	Name of Shareholder	No. of shares held	Shares as a percentage of total number of shares (i.e. Grand total (A)+(B)+(C) Indicated in statement as para (I)(a) above }	PAN	Details of warrants		Details of convertible securities		Total shares (Including underlying shares assuming full conversion of warrants and convertible securities) as a % of diluted share capital
					Number of warrants held	As a % total number of warrants of the same class	Number of convertible securities held	% w.r.t total number of convertible securities of the same class	
1	LIFE INSURANCE CORPORATION OF INDIA	823243	3.1764	AAACL0582H					3.1764
2	PUNJAB NATIONAL BANK	453295	1.749	AAACP0165G					1.749
3	MANU GOPALDAS CHHABRIA	358228	1.3822	AACPC1492Q					1.3822
4	GLOBE CAPITAL MARKET LTD	340503	1.3138	AAACG4267G					1.3138
	TOTAL	1975269	7.6214						7.6214



The Oudh Sugar Mills Limited

(1)(c)(ii) Statement showing holding of securities (Including shares, warrants, convertible securities) of persons (Together with PAC) belonging to the category 'Public' and holding more than 5% of the total number of shares of the company

Sr. No	Name of the shareholder and the persons acting in Concern(PAC) with them	No. of shares held	Shares as a percentage of total number of shares (i.e. Grand total (A)+{(B)+(C) indicated in statement as para (1)(a) above }	PAN	Details of warrants		Details of convertible securities		Total shares (including underlying shares assuming full conversion of warrants and convertible securities) as a % of diluted share capital
					Number of warrants	As a % total number of warrants of the same class	Number of convertible securities held	% w.r.t total number of convertible securities of the same class	
TOTAL									

GENERATED ON :03/10/2015

NSDL : 30/09/2015

CDSL :30/09/2015




The Oudh Sugar Mills Limited
I (d) Statement showing details of locked - in shares

Sr.No	Name of the shareholder	No.of locked-in shares	Locked-in shares as a percentage of total number of shares (i.e. Grand total (A)+(B)+(C) indicated in statement as para (I)(a) above }	Promotor/Promotor Group/Public
	Total			

GENERATED ON :03/10/2015

NSDL : 30/09/2015

CDSL :30/09/2015



The Oudh Sugar Mills Limited
II (a) Statement showing details of depository receipts(DRs)

Sr.No	Type of outstanding DR(ADRs, GDRs, SDRs, etc.)	Number of outstanding DRs	Number of shares underlying outstanding DRs	Shares underlying outstanding DRs as a percentage of total number of shares {i.e. Grand Total (A)+(B)+(C) indicated in Statement as para II(a) above }
	Total			

GENERATED ON :03/10/2015

NSDL : 30/09/2015

CDSL :30/09/2015



The Oudh Sugar Mills Limited

II (b) Statement showing holding of depository receipts (DRs), where underlying shares held by 'Promoter/Promoter group' are in excess of 1% of the total number of shares

Sr.No	Name of the DR holder	Type of outstanding DR(ADRs, GDRs, SDRs, etc.)	Number of shares underlying outstanding DRs	Shares underlying outstanding DRs as a percentage of total number of shares {i.e. Grand Total (A)+(B)+(C) Indicated in Statement as para (I)(a) above }
	Total			

GENERATED ON :03/10/2015

NSDL : 30/09/2015

CDSL :30/09/2015

For The Oudh Sugar Mills Ltd.

Company Secretary

