

UPPER/SE/2015-16/31

January 20, 2016

The Secretary
National Stock Exchange of India Ltd.
Exchange Plaza, 5th Floor
Plot No. C/1, G Block
Bandra- Kurla Complex, Bandra (E)
Mumbai 400 051

The Dy. General Manager
Corporate Relationship
Department
BSE Ltd.
1st Floor, New Trading Ring,
Rotunda Building
P.J. Towers, Dalal Street,
Fort
Mumbai-400 001

The Secretary
The Calcutta Stock
Exchange Ltd.
7, Lyons Range
Kolkata 700 001

Stock Code : UPERGANGES**Stock Code - 10031097****Stock Code : 530505**


Dear Sir,

Sub : Distribution of Shareholding as on 31st December, 2015

Pursuant to Regulation 31 of the Securities & Exchange Board of India (Listing Obligations and Disclosure Requirements) Regulations, we send herewith the distribution of shareholding as on quarter ended 31st December, 2015 in the prescribed format.

Please acknowledge receipt.

Yours faithfully,
For Upper Ganges Sugar & Industries Limited,



Santosh Kumar Poddar
Company Secretary

Encl : as above


**Upper Ganges Sugar & Industries Limited**

Shareholding Pattern under Regulation 31 of SEBI (Listing Obligations and Disclosure Requirements) Regulations, 2015

| | |
|----|---|
| 1 | Name of Listed Entity: Upper Ganges Sugar And Industries Limited |
| 2 | Scrip Code/Name of Scrip/Class of Security: 530505 |
| 3 | Share Holding Pattern Filed under: Reg. 31(1)(a)/Reg. 31(1)(b)/Reg.31(1)(c) |
| a. | If under 31(1)(b) then indicate the report for Quarter ending as on 31st December 2015 |
| b. | If under 31(1)(c) then indicate date of allotment/extinguishment |
| 4 | Declaration: The Listed entity is required to submit the following declaration to the extent of submission of information:- |

| Particulars | Yes* | No* |
|--|------|-----|
| 1 Whether the Listed Entity has issued any partly paid up shares? | | No |
| 2 Whether the Listed Entity has issued any Convertible Securities or Warrants? | | No |
| 3 Whether the Listed Entity has any shares against which depository receipts are issued? | | No |
| 4 Whether the Listed Entity has any shares in locked-in? | | No |
| 5 Whether any shares held by promoters are pledge or otherwise encumbered? | | No |

* If the Listed Entity selects the option 'No' for the questions above, the columns for the partly paid up shares, Outstanding Convertible Securities/Warrants, depository receipts, locked-in shares, No of shares pledged or otherwise encumbered by promoters, as applicable, shall not be displayed at the time of dissemination on the Stock Exchange website. Also wherever there is 'No' declared by Listed Entity in above table the values will be considered as 'Zero' by default on submission of the format of holding of specified securities.




(Handwritten signature)

Upper Ganges Sugar And Industries Limited

Table I - Summary Statement holding of specified securities

| Category | Category of shareholder | Number of shareholders | No. of fully paid up equity shares held | No. of Partly paid-up equity shares held | No. of shares underlying Depository Receipts | Total nos. shares held | Shareholding as a % of total no. of shares (calculated as per SCRR, 1957) | Number of Voting Rights held in each class of securities | | | No. of Shares Underlying Outstanding convertible securities (including securities | Shareholding, as a % assuming full conversion of convertible securities | Number of Locked in shares | | Number of Shares pledged or otherwise | | Number of equity shares held in dematerialised form | |
|----------|-------------------------------|------------------------|---|--|--|------------------------|---|--|-------------|----------|---|---|----------------------------|----------|---------------------------------------|----------|---|--------------------------------|
| | | | | | | | | No of Voting Rights | | | | | Total as a % of (A+B+C) | No. (a) | As a % of total Shares held(b) | No. (a) | | As a % of total Shares held(b) |
| | | | | | | | | Class eg: X | Class eg: y | Total | | | | | | | | |
| (I) | (II) | (III) | (IV) | (V) | (VI) | (VII) = (IV)+(V)+ (VI) | (VIII)As a % of (A+B+C2) | (IX) | | | (X) | (XI)= (VII)+(X) As a % of | (XII) | (XIII) | | (XIV) | | |
| (A) | Promoter & Promoter Group | 25 | 6514304 | 0 | 0 | 6514304 | 56.3656 | 0 | 0 | 0 | 0.0000 | 0 | 0.0000 | 0 | 0.0000 | 0 | 0.0000 | 6514304 |
| (B) | Public | 6319 | 5042935 | 0 | 0 | 5042935 | 43.6344 | 0 | 0 | 0 | 0.0000 | 0 | 0.0000 | 0 | 0.0000 | NA | NA | 4867409 |
| (C) | Non Promoter - Non Public | | | | 0 | | | 0 | 0 | 0 | 0.0000 | 0 | 0.0000 | 0 | 0.0000 | NA | NA | 0 |
| (C1) | Shares Underlying DRs | 0 | 0 | 0 | 0 | 0 | 0.0000 | 0 | 0 | 0 | 0.0000 | 0 | 0.0000 | 0 | 0.0000 | NA | NA | 0 |
| (C2) | Shares Held By Employee Trust | 0 | 0 | 0 | 0 | 0 | 0.0000 | 0 | 0 | 0 | 0.0000 | 0 | 0.0000 | 0 | 0.0000 | NA | NA | 0 |
| | Total | 6344 | 11557239 | 0 | 0 | 11557239 | 100.0000 | 0 | 0 | 0 | 0.0000 | 0 | 0.0000 | 0 | 0.0000 | 0 | 0.0000 | 11381713 |




[Handwritten signature]

Upper Ganges Sugar And Industries Limited

Table II (I)(a)- Statement showing shareholding pattern of the Promoter and Promoter Group

| | Category & Name of the shareholders | PAN | Nos. of shareholders | No. of fully paid up equity shares held | Partly paid-up equity shares held | No. of shares underlying Depository Receipts | Total nos. shares held | Shareholding % calculated as per SCRR, 1957 As a % of (A+B+C2) | Number of Voting Rights held in each class of securities | | | No. of Shares Underlying Outstanding convertible securities (including securities) | Shareholding, as a % assuming full conversion of convertible securities | Number of Locked in shares | | Number of Shares pledged or otherwise encumbered | | Number of equity shares held in dematerialised form | |
|------------|---|------------|----------------------|---|-----------------------------------|--|------------------------|--|--|-------------|-------|--|---|----------------------------|---------|--|---------|---|--------------------------------|
| | | | | | | | | | No of Voting Rights | | | | | Total as a % of (A+B+C) | No. (a) | As a % of total Shares held(b) | No. (a) | | As a % of total Shares held(b) |
| | | | | | | | | | Class eg: X | Class eg: Y | Total | | | | | | | | |
| | (I) | (II) | (III) | (IV) | (V) | (VI) | (VII) = (IV)+(V)+(VI) | (VIII) As a % of (A+B+C2) | (IX) | | | (X) | (XI) = (VII)+(X) As a % of | (XII) | (XIII) | | (XIV) | | |
| 1 | Indian | | | | | | | | | | | | | | | | | | |
| (a) | Individuals / Hindu Undivided Family | | | | | | | | | | | | | | | | | | |
| | Nandini Nopany | ABMPN7831R | 2 | 811090 | 0 | 0 | 811090 | 7.4784 | 0 | 0 | 0 | 0.0000 | 0 | 0.0000 | 0 | 0.0000 | 0 | 0.0000 | 811090 |
| | Chandra Shekhar Nopany | ABJPN5385K | 2 | 39600 | 0 | 0 | 39600 | 0.3426 | 0 | 0 | 0 | 0.0000 | 0 | 0.0000 | 0 | 0.0000 | 0 | 0.0000 | 39600 |
| | Urvi Nopany | AJUPN1989J | 1 | 13610 | 0 | 0 | 13610 | 0.1178 | 0 | 0 | 0 | 0.0000 | 0 | 0.0000 | 0 | 0.0000 | 0 | 0.0000 | 13610 |
| (b) | Central Government / State Government(s) | | 0 | 0 | 0 | 0 | 0 | 0.0000 | 0 | 0 | 0 | 0.0000 | 0 | 0.0000 | 0 | 0.0000 | 0 | 0.0000 | 0 |
| (c) | Financial Institutions / Banks | | 0 | 0 | 0 | 0 | 0 | 0.0000 | 0 | 0 | 0 | 0.0000 | 0 | 0.0000 | 0 | 0.0000 | 0 | 0.0000 | 0 |
| (d) | Any Other (Specify) | | 20 | 5650004 | 0 | 0 | 5650004 | 48.8871 | 0 | 0 | 0 | 0.0000 | 0 | 0.0000 | 0 | 0.0000 | 0 | 0.0000 | 5650004 |
| | Bodies Corporate | | 20 | 5650004 | 0 | 0 | 5650004 | 48.8871 | 0 | 0 | 0 | 0.0000 | 0 | 0.0000 | 0 | 0.0000 | 0 | 0.0000 | 5650004 |
| | Sil Investments Limited | AABC2899H | 1 | 1547016 | 0 | 0 | 1547016 | 13.3857 | 0 | 0 | 0 | 0.0000 | 0 | 0.0000 | 0 | 0.0000 | 0 | 0.0000 | 1547016 |
| | New India Retailing And Investment Ltd | AAACN9970F | 1 | 969021 | 0 | 0 | 969021 | 8.3845 | 0 | 0 | 0 | 0.0000 | 0 | 0.0000 | 0 | 0.0000 | 0 | 0.0000 | 969021 |
| | Yashovardhan Investment & Trading Co. Ltd. | AAACY1135F | 1 | 658289 | 0 | 0 | 658289 | 5.6959 | 0 | 0 | 0 | 0.0000 | 0 | 0.0000 | 0 | 0.0000 | 0 | 0.0000 | 658289 |
| | Hargaon Investment & Tradind Co. Ltd. | AAACH7326R | 1 | 657966 | 0 | 0 | 657966 | 5.6931 | 0 | 0 | 0 | 0.0000 | 0 | 0.0000 | 0 | 0.0000 | 0 | 0.0000 | 657966 |
| | Rtm Investment And Trading Co. Ltd. | AABCR3995D | 1 | 412430 | 0 | 0 | 412430 | 3.5686 | 0 | 0 | 0 | 0.0000 | 0 | 0.0000 | 0 | 0.0000 | 0 | 0.0000 | 412430 |
| | Scm Investment & Trading Co. Ltd. | AAECS1569D | 1 | 349971 | 0 | 0 | 349971 | 3.0282 | 0 | 0 | 0 | 0.0000 | 0 | 0.0000 | 0 | 0.0000 | 0 | 0.0000 | 349971 |
| | Champaran Marketing Co. Ltd. | AABCC1958M | 1 | 260841 | 0 | 0 | 260841 | 2.2569 | 0 | 0 | 0 | 0.0000 | 0 | 0.0000 | 0 | 0.0000 | 0 | 0.0000 | 260841 |
| | Osm Investment & Trading Co. Ltd. | AAACO3312L | 1 | 234891 | 0 | 0 | 234891 | 2.0324 | 0 | 0 | 0 | 0.0000 | 0 | 0.0000 | 0 | 0.0000 | 0 | 0.0000 | 234891 |
| | Nilgiri Plantations Limited | AAACN9968M | 1 | 138000 | 0 | 0 | 138000 | 1.1941 | 0 | 0 | 0 | 0.0000 | 0 | 0.0000 | 0 | 0.0000 | 0 | 0.0000 | 138000 |
| | Sidh Enterprises Ltd. | AAECS1577M | 1 | 104514 | 0 | 0 | 104514 | 0.9043 | 0 | 0 | 0 | 0.0000 | 0 | 0.0000 | 0 | 0.0000 | 0 | 0.0000 | 104514 |
| | Narkatiaganj Farms Limited | AABCN8163H | 1 | 86410 | 0 | 0 | 86410 | 0.7477 | 0 | 0 | 0 | 0.0000 | 0 | 0.0000 | 0 | 0.0000 | 0 | 0.0000 | 86410 |



Handwritten signature


| | | | | | | | | | | | | | | | | | | |
|---|------------|-----------|----------------|----------|----------|----------------|----------------|----------|----------|----------|---------------|----------|---------------|----------|---------------|----------|---------------|----------------|
| Ronson Traders Limited | AABCR3999R | 1 | 83508 | 0 | 0 | 83508 | 0.7226 | 0 | 0 | 0 | 0.0000 | 0 | 0.0000 | 0 | 0.0000 | 0 | 0.0000 | 83508 |
| Rajpur Farms Limited | AACCR5726K | 1 | 66776 | 0 | 0 | 66776 | 0.5778 | 0 | 0 | 0 | 0.0000 | 0 | 0.0000 | 0 | 0.0000 | 0 | 0.0000 | 66776 |
| Shree Vihar Properties Ltd | AAECS1578E | 1 | 31535 | 0 | 0 | 31535 | 0.2729 | 0 | 0 | 0 | 0.0000 | 0 | 0.0000 | 0 | 0.0000 | 0 | 0.0000 | 31535 |
| La Monde Trading & Investments Private Ltd | AAACL6886G | 1 | 25180 | 0 | 0 | 25180 | 0.2179 | 0 | 0 | 0 | 0.0000 | 0 | 0.0000 | 0 | 0.0000 | 0 | 0.0000 | 25180 |
| The Oudh Sugar Mills Limited | AABCT0813G | 1 | 18562 | 0 | 0 | 18562 | 0.1606 | 0 | 0 | 0 | 0.0000 | 0 | 0.0000 | 0 | 0.0000 | 0 | 0.0000 | 18562 |
| Uttam Commercial Ltd. | AAACU3603N | 1 | 2227 | 0 | 0 | 2227 | 0.0193 | 0 | 0 | 0 | 0.0000 | 0 | 0.0000 | 0 | 0.0000 | 0 | 0.0000 | 2227 |
| Sonal Commercial Ltd. | AAECS1576L | 1 | 1650 | 0 | 0 | 1650 | 0.0143 | 0 | 0 | 0 | 0.0000 | 0 | 0.0000 | 0 | 0.0000 | 0 | 0.0000 | 1650 |
| Pavapuri Trading And Investment Company Ltd. | AABCP7400R | 1 | 1155 | 0 | 0 | 1155 | 0.0100 | 0 | 0 | 0 | 0.0000 | 0 | 0.0000 | 0 | 0.0000 | 0 | 0.0000 | 1155 |
| Deepshikha Trading Co. Private Limited | AA8CD0344C | 1 | 62 | 0 | 0 | 62 | 0.0005 | 0 | 0 | 0 | 0.0000 | 0 | 0.0000 | 0 | 0.0000 | 0 | 0.0000 | 62 |
| Sub Total (A)(1) | | 25 | 6514304 | 0 | 0 | 6514304 | 56.3656 | 0 | 0 | 0 | 0.0000 | 0 | 0.0000 | 0 | 0.0000 | 0 | 0.0000 | 6514304 |
| 2 Foreign | | | | | | | | | | | | | | | | | | |
| (a) Individuals (Non-Resident Individuals / Foreign Individuals) | | 0 | 0 | 0 | 0 | 0 | 0.0000 | 0 | 0 | 0 | 0.0000 | 0 | 0.0000 | 0 | 0.0000 | 0 | 0.0000 | 0 |
| (b) Government | | 0 | 0 | 0 | 0 | 0 | 0.0000 | 0 | 0 | 0 | 0.0000 | 0 | 0.0000 | 0 | 0.0000 | 0 | 0.0000 | 0 |
| (c) Institutions | | 0 | 0 | 0 | 0 | 0 | 0.0000 | 0 | 0 | 0 | 0.0000 | 0 | 0.0000 | 0 | 0.0000 | 0 | 0.0000 | 0 |
| (d) Foreign Portfolio Investor | | 0 | 0 | 0 | 0 | 0 | 0.0000 | 0 | 0 | 0 | 0.0000 | 0 | 0.0000 | 0 | 0.0000 | 0 | 0.0000 | 0 |
| (e) Any Other (Specify) | | 0 | 0 | 0 | 0 | 0 | 0.0000 | 0 | 0 | 0 | 0.0000 | 0 | 0.0000 | 0 | 0.0000 | 0 | 0.0000 | 0 |
| Sub Total (A)(2) | | 0 | 0 | 0 | 0 | 0 | 0.0000 | 0 | 0 | 0 | 0.0000 | 0 | 0.0000 | 0 | 0.0000 | 0 | 0.0000 | 0 |
| Total Shareholding Of Promoter And Promoter Group (A)= (A)(1)+(A)(2) | | 25 | 6514304 | 0 | 0 | 6514304 | 56.3656 | 0 | 0 | 0 | 0.0000 | 0 | 0.0000 | 0 | 0.0000 | 0 | 0.0000 | 6514304 |

Details of Shares which remain unclaimed may be given here along with details such as number of shareholders, outstanding shares held in demat/unclaimed suspense account, voting rights which are frozen etc.

Note:

(1) PAN would not be displayed on website of Stock Exchange(s)


(2) The term 'Encumbrance' has the same meaning as assigned under regulation 28(3) of SEBI (Substantial Acquisition of Shares and Takeovers) Regulations, 2011.



Upper Ganges Sugar And Industries Limited

Table III - Statement showing shareholding pattern of the Public shareholder

| | Category & Name of the shareholders | PAN | Nos. of shareholders | No. of fully paid up equity shares held | Partly paid-up equity shares held | No. of shares underlying Depository Receipts | Total nos. shares held | Shareholding % calculated as per SCRR, 1957 As a % of (A+B+C2) | Number of Voting Rights held in each class of securities | | | No. of Shares Underlying Outstanding convertible securities (including Warrants) | Shareholding, as a % assuming full conversion of convertible securities (as a percentage of diluted share) | Number of Locked in shares | | Number of Shares pledged or otherwise encumbered | | Number of equity shares held in dematerialised form | |
|----------|---|------------|----------------------|---|-----------------------------------|--|------------------------|--|--|-------------|----------|--|--|----------------------------|----------|--|-----------|---|--------------------------------|
| | | | | | | | | | No of Voting Rights | | | | | Total as a % of (A+B+C) | No. (a) | As a % of total Shares held(b) | No. (a) | | As a % of total Shares held(b) |
| | | | | | | | | | Class eg: X | Class eg: Y | Total | | | | | | | | |
| | (I) | (II) | (III) | (IV) | (V) | (VI) | (VII) = (IV)+(V)+ (VI) | (VIII) As a % of (A+B+C2) | (IX) | | | (X) | (XI) = (VII)+(X) As a % of | (XII) | | (XIII) | | (XIV) | |
| 1 | Institutions | | | | | | | | | | | | | | | | | | |
| (a) | Mutual Fund | | 1 | 850 | 0 | 0 | 850 | 0.0074 | 0 | 0 | 0 | 0.0000 | 0 | 0.0000 | 0 | 0.0000 | NA | NA | 0 |
| (b) | Venture Capital Funds | | 0 | 0 | 0 | 0 | 0 | 0.0000 | 0 | 0 | 0 | 0.0000 | 0 | 0.0000 | 0 | 0.0000 | NA | NA | 0 |
| (c) | Alternate Investment Funds | | 0 | 0 | 0 | 0 | 0 | 0.0000 | 0 | 0 | 0 | 0.0000 | 0 | 0.0000 | 0 | 0.0000 | NA | NA | 0 |
| (d) | Foreign Venture Capital Investors | | 0 | 0 | 0 | 0 | 0 | 0.0000 | 0 | 0 | 0 | 0.0000 | 0 | 0.0000 | 0 | 0.0000 | NA | NA | 0 |
| (e) | Foreign Portfolio Investor | | 0 | 0 | 0 | 0 | 0 | 0.0000 | 0 | 0 | 0 | 0.0000 | 0 | 0.0000 | 0 | 0.0000 | NA | NA | 0 |
| (f) | Financial Institutions / Banks | | 3 | 368 | 0 | 0 | 368 | 0.0032 | 0 | 0 | 0 | 0.0000 | 0 | 0.0000 | 0 | 0.0000 | NA | NA | 48 |
| (g) | Insurance Companies | | 1 | 397210 | 0 | 0 | 397210 | 3.4369 | 0 | 0 | 0 | 0.0000 | 0 | 0.0000 | 0 | 0.0000 | NA | NA | 397210 |
| | Life Insurance Corporation Of India | AAACL0582H | | 397210 | 0 | 0 | 397210 | 3.4369 | 0 | 0 | 0 | 0.0000 | 0 | 0.0000 | 0 | 0.0000 | NA | NA | 397210 |
| (h) | Provident Funds/ Pension Funds | | 0 | 0 | 0 | 0 | 0 | 0.0000 | 0 | 0 | 0 | 0.0000 | 0 | 0.0000 | 0 | 0.0000 | NA | NA | 0 |
| (i) | Any Other (Specify) | | 0 | 0 | 0 | 0 | 0 | 0.0000 | 0 | 0 | 0 | 0.0000 | 0 | 0.0000 | 0 | 0.0000 | NA | NA | 0 |
| | Sub Total (B)(1) | | 5 | 398428 | 0 | 0 | 398428 | 3.4474 | 0 | 0 | 0 | 0.0000 | 0 | 0.0000 | 0 | 0.0000 | NA | NA | 397258 |
| | Central Government/ State Government(s)/ President of India | | | | | | | | | | | | | | | | | | |
| | Sub Total (B)(2) | | 0 | 0 | 0 | 0 | 0 | 0.0000 | 0 | 0 | 0 | 0.0000 | 0 | 0.0000 | 0 | 0.0000 | NA | NA | 0 |
| 3 | Non-Institutions | | | | | | | | | | | | | | | | | | |
| (a) | Individuals | | | | | | | | | | | | | | | | | | |
| | i. Individual shareholders holding nominal share capital up to Rs. 2 lakhs. | | 5729 | 2317865 | 0 | 0 | 2317865 | 20.0555 | 0 | 0 | 0 | 0.0000 | 0 | 0.0000 | 0 | 0.0000 | NA | NA | 2210125 |
| | ii. Individual shareholders holding nominal share capital in excess of Rs. 2 lakhs. | | 14 | 1252475 | 0 | 0 | 1252475 | 10.8371 | 0 | 0 | 0 | 0.0000 | 0 | 0.0000 | 0 | 0.0000 | NA | NA | 1225475 |
| | Manu Gopaldas Chhabria | AACPC1492Q | | 120123 | 0 | 0 | 120123 | 1.0394 | 0 | 0 | 0 | 0.0000 | 0 | 0.0000 | 0 | 0.0000 | NA | NA | 120123 |



| | | | | | | | | | | | | | | | | | | | |
|-----|---|------------|------|---------|---|---|---------|---------|---|---|---|--------|---|--------|---|--------|----|----|---------|
| | Navjeevan Medical Institute | AAATN2102N | | 718317 | 0 | 0 | 718317 | 6.2153 | 0 | 0 | 0 | 0.0000 | 0 | 0.0000 | 0 | 0.0000 | NA | NA | 718317 |
| (b) | NBFCs registered with RBI | | 0 | 0 | 0 | 0 | 0 | 0.0000 | 0 | 0 | 0 | 0.0000 | 0 | 0.0000 | 0 | 0.0000 | NA | NA | 0 |
| (c) | Employee Trusts | | 0 | 0 | 0 | 0 | 0 | 0.0000 | 0 | 0 | 0 | 0.0000 | 0 | 0.0000 | 0 | 0.0000 | NA | NA | 0 |
| (d) | Overseas Depositories(holding DRs) (balancing figure) | | 0 | 0 | 0 | 0 | 0 | 0.0000 | 0 | 0 | 0 | 0.0000 | 0 | 0.0000 | 0 | 0.0000 | NA | NA | 0 |
| (e) | Any Other (Specify) | | 571 | 1074167 | 0 | 0 | 1074167 | 9.2943 | 0 | 0 | 0 | 0.0000 | 0 | 0.0000 | 0 | 0.0000 | NA | NA | 1034551 |
| | Foreign Nationals | | 4 | 810 | 0 | 0 | 810 | 0.0070 | 0 | 0 | 0 | 0.0000 | 0 | 0.0000 | 0 | 0.0000 | NA | NA | 540 |
| | Hindu Undivided Family | | 244 | 190406 | 0 | 0 | 190406 | 1.6475 | 0 | 0 | 0 | 0.0000 | 0 | 0.0000 | 0 | 0.0000 | NA | NA | 190406 |
| | Non Resident Indians (Non Repat) | | 10 | 2207 | 0 | 0 | 2207 | 0.0191 | 0 | 0 | 0 | 0.0000 | 0 | 0.0000 | 0 | 0.0000 | NA | NA | 2207 |
| | Non Resident Indians (Repat) | | 36 | 90736 | 0 | 0 | 90736 | 0.7851 | 0 | 0 | 0 | 0.0000 | 0 | 0.0000 | 0 | 0.0000 | NA | NA | 90734 |
| | Clearing Member | | 37 | 56190 | 0 | 0 | 56190 | 0.4862 | 0 | 0 | 0 | 0.0000 | 0 | 0.0000 | 0 | 0.0000 | NA | NA | 56190 |
| | Market Maker | | 8 | 3302 | 0 | 0 | 3302 | 0.0286 | 0 | 0 | 0 | 0.0000 | 0 | 0.0000 | 0 | 0.0000 | NA | NA | 3302 |
| | Bodies Corporate | | 232 | 730516 | 0 | 0 | 730516 | 6.3209 | 0 | 0 | 0 | 0.0000 | 0 | 0.0000 | 0 | 0.0000 | NA | NA | 691172 |
| | Earthstone Holding (Two) Limited | AACCE1490K | | 141561 | 0 | 0 | 141561 | 1.2249 | 0 | 0 | 0 | 0.0000 | 0 | 0.0000 | 0 | 0.0000 | NA | NA | 141561 |
| | Sub Total (B)(3) | | 6314 | 4644507 | 0 | 0 | 4644507 | 40.1870 | 0 | 0 | 0 | 0.0000 | 0 | 0.0000 | 0 | 0.0000 | NA | NA | 4470151 |
| | Total Public Shareholding (B)= (B)(1)+(B)(2)+(B)(3) | | 6319 | 5042935 | 0 | 0 | 5042935 | 43.6344 | 0 | 0 | 0 | 0.0000 | 0 | 0.0000 | 0 | 0.0000 | NA | NA | 4867409 |

Details of the shareholders acting as persons in Concert including their Shareholding (No. and %)

Details of Shares which remain unclaimed may be given here along with details such as number of shareholders, outstanding shares held in demat/unclaimed suspense account, voting rights which are frozen etc


| | |
|---------------------|---------------|
| No. of shareholders | No. of Shares |
| 0 | 0 |

Note:

(1) PAN would not be displayed on website of Stock Exchange(s).

(2) The above format needs to be disclosed along with the name of following persons:Institutions/Non Institutions holding more than 1% of total number of share

(3) W.r.t. the information pertaining to Depository Receipts, the same may be disclosed in the respective columns to the extent information available and the balance to be disclosed as held by custodian



[Handwritten signature]

Upper Ganges Sugar And Industries Limited

Table IV - Statement showing shareholding pattern of the Non Promoter- Non Public shareholder


| Category & Name of the shareholders | PAN | Nos. of shareholders | No. of fully paid up equity shares held | Partly paid-up equity shares held | No. of shares underlying Depository Receipts | Total nos. shares held | Shareholding % calculated as per SCRR, 1957 As a % of (A+B+C2) | Number of Voting Rights held in each class of securities | | | No. of Shares Underlying Outstanding convertible securities (including Warrants) | Shareholding, as a % assuming full conversion of convertible securities (as a percentage of diluted share capital) | Number of Locked in shares | | Number of Shares pledged or otherwise encumbered | | Number of equity shares held in dematerialised form | |
|--|------|----------------------|---|-----------------------------------|--|------------------------|--|--|-------------|-------|--|--|----------------------------|---------|--|---------|---|--------------------------------|
| | | | | | | | | No of Voting Rights | | | | | Total as a % of (A+B+C) | No. (a) | As a % of total Shares held(b) | No. (a) | | As a % of total Shares held(b) |
| | | | | | | | | Class eg: X | Class eg: y | Total | | | | | | | | |
| (I) | (II) | (III) | (IV) | (V) | (VI) | (VII) = (IV)+(V)+ (VI) | (VIII) As a % of (A+B+C2) | (IX) | | | (X) | (XI) = (VII)+(X) As a % of | (XII) | | (XIII) | (XIV) | | |
| 1 Custodian/DR Holder | | 0 | 0 | 0 | 0 | 0 | 0.0000 | 0 | 0 | 0 | 0.0000 | 0 | 0.0000 | 0 | 0.0000 | NA | NA | 0 |
| 2 Employee Benefit Trust (under SEBI (Share based Employee Benefit) Regulations, 2014) | | 0 | 0 | 0 | 0 | 0 | 0.0000 | 0 | 0 | 0 | 0.0000 | 0 | 0.0000 | 0 | 0.0000 | NA | NA | 0 |
| Total Non-Promoter- Non Public Shareholding (C)= (C)(1)+(C)(2) | | 0 | 0 | 0 | 0 | 0 | 0.0000 | 0 | 0 | 0 | 0.0000 | 0 | 0.0000 | 0 | 0.0000 | NA | NA | 0 |

Note:

(1) PAN would not be displayed on website of Stock Exchange(s).

(2) The above format needs to disclose name of all holders holding more than 1% of total number of shares

(3) W.r.t. the information pertaining to Depository Receipts, the same may be disclosed in the respective columns to the extent information available



[Handwritten signature]