



# Birla Sugar

K.K. BIRLA GROUP OF SUGAR COMPANIES

OSML/SE/2015-16/34

January 20, 2016

The Secretary  
National Stock Exchange of India Ltd.  
Exchange Plaza, 5th Floor  
Plot No. C/1, G Block  
Bandra-Kurla Complex, Bandra (E)  
Mumbai 400 051

The Dy. General Manager  
Corporate Relationship Department  
BSE Ltd.  
1st Floor, New Trading Ring,  
Rotunda Building  
P.J. Towers, Dalal Street, Fort  
Mumbai-400 001

**Stock Code : OUDHSUG**

**Stock Code : 507260**

Dear Sir,

**Sub : Distribution of Shareholding as on 31<sup>st</sup> December, 2015**

Pursuant to Regulation 31 of the Securities & Exchange Board of India (Listing Obligations and Disclosure Requirements) Regulations, we send herewith the distribution of shareholding as on quarter ended 31<sup>st</sup> December, 2015 in the prescribed format.

Please acknowledge receipt.

Yours faithfully,  
For The Oudh Sugar Mills Limited

  
Anand Sharma  
Company Secretary

Encl : as above



**The Oudh Sugar Mills Limited**

**Shareholding Pattern under Regulation 31 of SEBI (Listing Obligations and Disclosure Requirements) Regulations, 2015**

1	Name of Listed Entity: The Oudh Sugar Mills Limited
2	Scrip Code/Name of Scrip/Class of Security: 507260 / OUDHSUG / EQUITY
3	Share Holding Pattern Filed under: Reg. 31(1)(a)/Reg. 31(1)(b)/Reg.31(1)(c)
a.	If under 31(1)(b) then indicate the report for Quarter ending : December 31, 2015
b.	If under 31(1)(c) then indicate date of allotment/extinguishment
4	Declaration: The Listed entity is required to submit the following declaration to the extent of submission of information:-


Particulars	Yes*	No*
1 Whether the Listed Entity has issued any partly paid up shares?		No
2 Whether the Listed Entity has issued any Convertible Securities or Warrants?		No
3 Whether the Listed Entity has any shares against which depository receipts are issued?		No
4 Whether the Listed Entity has any shares in locked-in?		No
5 Whether any shares held by promoters are pledge or otherwise encumbered?	Yes	

\* If the Listed Entity selects the option 'No' for the questions above, the columns for the partly paid up shares, Outstanding Convertible Securities/Warrants, depository receipts, locked-in shares, No of shares pledged or otherwise encumbered by promoters, as applicable, shall not be displayed at the time of dissemination on the Stock Exchange website. Also wherever there is 'No' declared by Listed Entity in above table the values will be considered as 'Zero' by default on submission of the format of holding of specified securities.

GENERATED ON :19/01/2016

NSDL : 31/12/2015

CDSL :31/12/2015




**The Oudh Sugar Mills Limited**

Table I - Summary Statement holding of specified securities																			
Category	Category of shareholder	Number of shareholders	No. of fully paid up equity shares held	No. of Partly paid-up equity shares held	No. of shares underlying Depository Receipts	Total nos. shares held	Shareholding as a % of total no. of shares (calculated as per SCRR, 1957)	Number of Voting Rights held in each class of securities			No. of Shares Underlying Outstanding convertible securities (including Warrants)	Shareholding as a % assuming full conversion of convertible securities (as a percentage of diluted share capital)	Number of Locked in shares		Number of Shares pledged or otherwise encumbered		Number of equity shares held in dematerialized form		
								No of Voting Rights					Total as a % of (A+B+C)	No. (a)	As a % of total Shares held (b)	No. (a)		As a % of total Shares held (b)	
								Class eg: Equity	Class eg: Y	Total									
(I)	(II)	(III)	(IV)	(V)	(VI)	(VII) = (IV)+(V)+ (VI)	(VIII)As a % of (A+B+C2)	(IX)			(X)	(XI)		(XII)		(XIV)			
(A)	Promoter & Promoter Group	16	15985077	0	0	15985077	61.6773	15985077	0	15985077	61.6773	0	61.6773	0	0.0000	6479294	40.5333	15985077	
(B)	Public	11825	9932208	0	0	9932208	38.3227	9932208	0	9932208	38.3227	0	38.3227	0	0.0000	NA	NA	9724506	
(C)	Non Promoter - Non Public																		
(C1)	Shares Underlying DRs	0	0	0	0	0	0.0000	0	0	0	0.0000	0	0.0000	0	0.0000	NA	NA	0	
(C2)	Shares Held By Employee Trust	0	0	0	0	0	0.0000	0	0	0	0.0000	0	0.0000	0	0.0000	NA	NA	0	
	Total	11841	25917285	0	0	25917285	100.0000	25917285	0	25917285	100.0000	0	100.0000	0	0.0000	6479294	24.9996	25709588	

GENERATED ON :19/01/2016

NSDL : 31/12/2015

CDSL : 31/12/2015



**The Oudh Sugar Mills Limited**

**Table II - Statement showing shareholding pattern of the Promoter and Promoter Group**

Category & Name of the shareholders	PAN	Nos. of shareholders	No. of fully paid up equity shares held	Partly paid-up equity shares held	No. of shares underlying Depository Receipts	Total nos. shares held	Shareholding % calculated as per SCRR, 1957 As a % of (A+B+C2)	Number of Voting Rights held in each class of securities			No. of Shares Underlying Outstanding convertible securities (including Warrants)	Shareholding, as a % assuming full conversion of convertible securities (as a percentage of diluted share capital)	Number of Locked In shares		Number of Shares pledged or otherwise encumbered		Number of equity shares held in dematerialized form	
								No. of Voting Rights					Total as a % of (A+B+C)	No. (a)	As a % of total Shares held (b)	No. (a)		As a % of total Shares held (b)
								Class eq: Equity	Class eq: y	Total								
(I)	(II)	(III)	(IV)	(V)	(VI)	(VII) = [(VI)+(V)+(IV)]	(VIII) As a % of (A+B+C2)	(IX)	(X)	(XI) = (VIII)+(X) As a % of (A+B+C2)	(XII)	(XIII)	(XIV)	(XV)				
<b>1 Indian</b>																		
<b>(a) Individuals / Hindu Undivided Family</b>																		
Chandra Shekhar Nopany	ABIPMS385K	1	73804	0	0	73804	0.2848	73804	0	73804	0.2848	0	0	0	0	0	73804	
Nandini Nopany	ABMPN7831K	1	10801	0	0	10801	0.0417	10801	0	10801	0.0417	0	0	0	0	0	10801	
<b>(b) Central Government / State Government(s)</b>																		
0																		
<b>(c) Financial Institutions / Banks</b>																		
0																		
<b>(d) Any Other (Specify)</b>																		
<b>Bodies Corporate</b>																		
Uttar Pradesh Trading Co. Ltd	AAACU3402P	1	3326901	0	0	3326901	12.8366	3326901	0	3326901	12.8366	0	0	0	0	0	3326901	
Sole Investment & Trading Co. Ltd.	AAECS1569D	1	2797296	0	0	2797296	10.7932	2797296	0	2797296	10.7932	0	0	0	0	0	2797296	
New India Retailing And Investment Ltd	AAACNS970F	1	2778044	0	0	2778044	10.7189	2778044	0	2778044	10.7189	0	0	0	0	0	2778044	
Rm Investment And Trading Co. Ltd.	AAACRS995D	1	2346169	0	0	2346169	9.0525	2346169	0	2346169	9.0525	0	0	0	0	0	2346169	
Gmb Investments Private Limited	AAACG9321K	1	988670	0	0	988670	3.8147	988670	0	988670	3.8147	0	0	0	0	0	988670	
Rozson Traders Limited	AAACRS999R	1	849267	0	0	849267	3.2768	849267	0	849267	3.2768	0	0	0	0	0	849267	
Sikh Enterprises Ltd.	AAECS1577M	1	795039	0	0	795039	3.0676	795039	0	795039	3.0676	0	0	0	0	0	795039	
Sonali Commercial Ltd.	AAECS1576L	1	668000	0	0	668000	2.5774	668000	0	668000	2.5774	0	0	0	0	0	668000	
Yashvardhan Investment & Trading Co. Ltd.	AAACY1135F	1	518935	0	0	518935	2.0023	518935	0	518935	2.0023	0	0	0	0	0	518935	
Deepshikha Trading Co. Private Limited	AAACD0344C	1	460919	0	0	460919	1.7784	460919	0	460919	1.7784	0	0	0	0	0	460919	
Urham Commercial Ltd.	AAACU3600N	1	305000	0	0	305000	1.1768	305000	0	305000	1.1768	0	0	0	0	0	305000	
Rajpur Farms Limited	AAACRS726K	1	39705	0	0	39705	0.1532	39705	0	39705	0.1532	0	0	0	0	0	39705	
Narhatiganj Farms Limited	AAACN8163H	1	25292	0	0	25292	0.0976	25292	0	25292	0.0976	0	0	0	0	0	25292	
The Oudh Trading Co. (P) Ltd.	AAABCT 0812H	1	1235	0	0	1235	0.0048	1235	0	1235	0.0048	0	0	0	0	0	1235	
<b>Sub Total (A)(1)</b>		<b>28</b>	<b>15985077</b>	<b>0</b>	<b>0</b>	<b>15985077</b>	<b>61.6773</b>	<b>15985077</b>	<b>0</b>	<b>15985077</b>	<b>61.6773</b>	<b>0</b>	<b>0</b>	<b>0</b>	<b>0</b>	<b>0</b>	<b>15985077</b>	
<b>2 Foreign</b>																		
<b>(a) Individuals (Non-Resident Individuals / Foreign Individuals)</b>																		
0																		
<b>(b) Government</b>																		
0																		
<b>(c) Institutions</b>																		
0																		
<b>(d) Foreign Portfolio Investor</b>																		
0																		
<b>(e) Any Other (Specify)</b>																		
0																		
<b>Sub Total (A)(2)</b>																		
0																		
<b>Total Shareholding Of Promoter And Promoter Group (A) = (A)(1)+(A)(2)</b>		<b>16</b>	<b>15985077</b>	<b>0</b>	<b>0</b>	<b>15985077</b>	<b>61.6773</b>	<b>15985077</b>	<b>0</b>	<b>15985077</b>	<b>61.6773</b>	<b>0</b>	<b>0</b>	<b>0</b>	<b>0</b>	<b>0</b>	<b>15985077</b>	

Details of Shares which remain unclaimed may be given here along with details such as number of shareholders, outstanding shares held in demat/unclaimed suspense account, voting rights which are frozen etc.

Note:  
 [1] PAN would not be displayed on website of Stock Exchange(s)  
 [2] The term "Encumbrance" has the same meaning as assigned under regulation 28(3) of SEBI (Substantial Acquisition of Shares and Takeovers) Regulations, 2011.



**The Oudh Sugar Mills Limited**

**Table III - Statement showing shareholding pattern of the Public shareholder**


Category & Name of the shareholders	PAN	No. of shareholders	No. of fully paid up equity shares held	Partly paid-up equity shares held	No. of shares underlying Depository Receipts	Total nos. shares held	Shareholding % calculated as per SCRR, 1957 As a % of (A+B+C2)	Number of Voting Rights held in each class of securities			No. of Shares Underlying Outstanding convertible securities (including securities)	Shareholding % assuming full conversion of convertible securities	Number of Locked In shares		Number of Shares pledged or otherwise encumbered		Number of equity shares held in dematerialized form	
								No. of Voting Rights					No. (a)	As a % of total Shares held (b)	No. (a)	As a % of total Shares held (b)		
								Class eg: Equity	Class eg: Y	Total								
(I)	(II)	(III)	(IV)	(V)	(VI)	(VII) = (IV)+(V)+(VI)	(VIII) As a % of (A+B+C2)	(IX)			(X)	(XI) = (VII)+(X) As a % of	(XII)	(XIII)		(XIV)		
<b>1. Institutions</b>																		
(a) Mutual Fund		3	3350	0	0	3350	0.0129	3350	0	3350	0.0129	0	0.0000	NA	NA	0	0	
(b) Venture Capital Funds		0	0	0	0	0	0.0000	0	0	0	0.0000	0	0.0000	NA	NA	0	0	
(c) Alternate Investment Funds		0	0	0	0	0	0.0000	0	0	0	0.0000	0	0.0000	NA	NA	0	0	
(d) Foreign Venture Capital Investors		0	0	0	0	0	0.0000	0	0	0	0.0000	0	0.0000	NA	NA	0	0	
(e) Foreign Portfolio Investor		0	0	0	0	0	0.0000	0	0	0	0.0000	0	0.0000	NA	NA	0	0	
(f) Financial Institutions / Banks		4	453295	0	0	453295	1.7514	453295	0	453295	1.7514	0	0.0000	NA	NA	453295	0	
(g) Punjab National Bank	AAACPD165G		453295	0	0	453295	1.7490	453295	0	453295	1.7490	0	0.0000	NA	NA	453295	0	
(h) Insurance Companies		4	1072770	0	0	1072770	4.1392	1072770	0	1072770	4.1392	0	0.0000	NA	NA	1072760	0	
(i) Life Insurance Corporation Of India	AAACL05B2H		823243	0	0	823243	3.1764	823243	0	823243	3.1764	0	0.0000	NA	NA	823243	0	
(j) Provident Funds/ Pension Funds		0	0	0	0	0	0.0000	0	0	0	0.0000	0	0.0000	NA	NA	0	0	
(k) Any Other (Specify)		0	0	0	0	0	0.0000	0	0	0	0.0000	0	0.0000	NA	NA	0	0	
<b>Sub Total (B)(1)</b>		<b>11</b>	<b>1530045</b>	<b>0</b>	<b>0</b>	<b>1530045</b>	<b>5.9036</b>	<b>1530045</b>	<b>0</b>	<b>1530045</b>	<b>5.9036</b>	<b>0</b>	<b>0.0000</b>	<b>NA</b>	<b>NA</b>	<b>1526055</b>	<b>0</b>	
<b>2. Central Government/ State Government(s)/ President of India</b>																		
(a) Sub Total (B)(2)		<b>0</b>	<b>0</b>	<b>0</b>	<b>0</b>	<b>0</b>	<b>0.0000</b>	<b>0</b>	<b>0</b>	<b>0</b>	<b>0.0000</b>	<b>0</b>	<b>0.0000</b>	<b>NA</b>	<b>NA</b>	<b>0</b>	<b>0</b>	
<b>3. Non-institutions</b>																		
(a) Individuals																		
(i) Individual shareholders holding nominal share capital up to Rs. 2 lakhs.		10937	4738267	0	0	4738267	18.2823	4738267	0	4738267	18.2823	0	0.0000	NA	NA	4536306	0	
(ii) Individual shareholders holding nominal share capital in excess of Rs. 2 lakhs.		23	1291441	0	0	1291441	4.9829	1291441	0	1291441	4.9829	0	0.0000	NA	NA	1291441	0	
(b) Menu Gopaldas Chhabra	AAACPC1492Q		399819	0	0	399819	1.5427	399819	0	399819	1.5427	0	0.0000	NA	NA	399819	0	
(c) NBFCs registered with RBI		0	0	0	0	0	0.0000	0	0	0	0.0000	0	0.0000	NA	NA	0	0	
(d) Employee Trusts		0	0	0	0	0	0.0000	0	0	0	0.0000	0	0.0000	NA	NA	0	0	
(e) Overseas Depositories (holding DRs) (balancing figure)		0	0	0	0	0	0.0000	0	0	0	0.0000	0	0.0000	NA	NA	0	0	
(f) Any Other (Specify)		854	2372455	0	0	2372455	9.1539	2372455	0	2372455	9.1539	0	0.0000	NA	NA	2368614	0	
(g) Trusts		1	200	0	0	200	0.0008	200	0	200	0.0008	0	0.0000	NA	NA	200	0	
(h) Foreign Nationals		9	1019	0	0	1019	0.0039	1019	0	1019	0.0039	0	0.0000	NA	NA	29	0	
(i) Hindu Undivided Family		370	306271	0	0	306271	1.1817	306271	0	306271	1.1817	0	0.0000	NA	NA	306271	0	
(j) Non Resident Indians (Non Repat)		30	28541	0	0	28541	0.1101	28541	0	28541	0.1101	0	0.0000	NA	NA	28541	0	
(k) Non Resident Indians (Repatriating Member)		56	74812	0	0	74812	0.2887	74812	0	74812	0.2887	0	0.0000	NA	NA	155069	0	
(l) Resident Members		31	155069	0	0	155069	0.5983	155069	0	155069	0.5983	0	0.0000	NA	NA	155069	0	
(m) Bodies Corporate		297	1806543	0	0	1806543	6.9704	1806543	0	1806543	6.9704	0	0.0000	NA	NA	1803692	0	
(n) Sub Total (B)(3)		<b>11814</b>	<b>8402163</b>	<b>0</b>	<b>0</b>	<b>8402163</b>	<b>32.4191</b>	<b>8402163</b>	<b>0</b>	<b>8402163</b>	<b>32.4191</b>	<b>0</b>	<b>0.0000</b>	<b>NA</b>	<b>NA</b>	<b>8196451</b>	<b>0</b>	
<b>Total Public Shareholding (B) = (B)(1)+(B)(2)+(B)(3)</b>		<b>11815</b>	<b>9932208</b>	<b>0</b>	<b>0</b>	<b>9932208</b>	<b>38.3227</b>	<b>9932208</b>	<b>0</b>	<b>9932208</b>	<b>38.3227</b>	<b>0</b>	<b>0.0000</b>	<b>NA</b>	<b>NA</b>	<b>9724506</b>	<b>0</b>	

Details of the shareholders acting as persons in Concert including their Shareholding (No. and %):  
 Details of Shares which remain unclaimed may be given here along with details such as number of shareholders, outstanding shares held in demat/unclaimed suspense account, voting rights which are frozen etc.

No. of shareholders	No. of Shares
0	0

**Note:**

- (1) PAN would not be displayed on website of Stock Exchange(s).
- (2) The above format needs to be disclosed along with the name of following persons/institutions/Non institutions holding more than 1% of total number of shares
- (3) W.r.t. the information pertaining to Depository Receipts, the same may be disclosed in the respective columns to the extent information available and the balance to be disclosed as held by custodian.



**The Oudh Sugar Mills Limited**

**Table IV - Statement showing shareholding pattern of the Non Promoter- Non Public shareholder**

	Category & Name of the shareholders	PAN	Nos. of shareholders	No. of fully paid up equity shares held	Partly paid-up equity shares held	No. of shares underlying Depository Receipts	Total nos. shares held	Shareholding % calculated as per SCRR, 1957 As a % of (A+B+C2)	Number of Voting Rights held in each class of securities			No. of Shares Underlying Outstanding convertible securities (including Warrants)	Shareholding, as a % assuming full conversion of convertible securities (as a percentage of diluted share)	Number of Locked in shares		Number of Shares pledged or otherwise encumbered		Number of equity shares held in dematerialised form	
									No of Voting Rights					Total as a % of (A+B+C)	No. (a)	As a % of total Shares held(b)	No. (a)		As a % of total Shares held(b)
									Class eg: X	Class eg: y	Total								
	(I)	(II)	(III)	(IV)	(V)	(VI)	(VII) = (IV)+(V)+(VI)	(VIII) As a % of (A+B+C2)	(IX)			(X)	(XI) = (VII)+(X) As a % of	(XII)	(XIII)		(XIV)		
1	Custodian/DR Holder		0	0	0	0	0	0.0000	0	0	0	0.0000	0	0.0000	0	0.0000	NA	NA	0
2	Employee Benefit Trust (under SEBI (Share based Employee Benefit) Regulations, 2014)		0	0	0	0	0	0.0000	0	0	0	0.0000	0	0.0000	0	0.0000	NA	NA	0
	<b>Total Non-Promoter- Non Public Shareholding (C) = (C)(1)+(C)(2)</b>		<b>0</b>	<b>0</b>	<b>0</b>	<b>0</b>	<b>0</b>	<b>0.0000</b>	<b>0</b>	<b>0</b>	<b>0</b>	<b>0.0000</b>	<b>0</b>	<b>0.0000</b>	<b>0</b>	<b>0.0000</b>	<b>NA</b>	<b>NA</b>	<b>0</b>

**Notes:**

- (1) PAN would not be displayed on website of Stock Exchange(s).
- (2) The above format needs to disclose name of all holders holding more than 1% of total number of shares
- (3) W.r.t. the information pertaining to Depository receipts, the same may be disclosed in the respective columns to the extent information available

GENERATED ON :19/01/2016      NSDL : 31/12/2015      CDSL :31/12/2015

