

Shareholding Pattern under Regulation 31 of SEBI (Listing Obligations and Disclosure Requirements) Regulations, 2015

1	Name of Listed Entity: Upper Ganges Sugar And Industries Limited	
2	Scrip Code/Name of Scrip/Class of Security: 530505 (BSE) / EQUITY	
3	Share Holding Pattern Filed under: Reg. 31(1)(a)/Reg. 31(1)(b)/Reg.31(1)(c)	
	a.	If under 31(1)(b) then indicate the report for Quarter ending 30th June 2016
	b.	If under 31(1)(c) then indicate date of allotment/extinguishment
4	Declaration: The Listed entity is required to submit the following declaration to the extent of submission of information:-	

	Particulars	Yes*	No*
1	Whether the Listed Entity has issued any partly paid up shares?		No
2	Whether the Listed Entity has issued any Convertible Securities or Warrants?		No
3	Whether the Listed Entity has any shares against which depository receipts are issued?		No
4	Whether the Listed Entity has any shares in locked-in?		No
5	Whether any shares held by promoters are pledge or otherwise encumbered?		No


* If the Listed Entity selects the option 'No' for the questions above, the columns for the partly paid up shares, Outstanding Convertible Securities/Warrants, depository receipts, locked-in shares, No of shares pledged or otherwise encumbered by promoters, as applicable, shall not be displayed at the time of dissemination on the Stock Exchange website. Also wherever there is 'No' declared by Listed Entity in above table the values will be considered as 'Zero' by default on submission of the format of holding of specified securities.



Upper Ganges Sugar And Industries Limited

Table I - Summary Statement holding of specified securities


Category	Category of shareholder	Number of shareholders	No. of fully paid up equity shares held	No. of Partly paid-up equity shares held	No. of shares underlying Depository Receipts	Total nos. shares held	Shareholding as a % of total no. of shares (calculated as per SCRR, 1957)	Number of Voting Rights held in each class of securities			No. of Shares Underlying Outstanding convertible securities (including Warrants)	Shareholding, as a % assuming full conversion of convertible securities [as a percentage of diluted share capital)	Number of Locked in shares		Number of Shares pledged or otherwise encumbered		Number of equity shares held in dematerialised form	
								No of Voting Rights		Total as a % of (A+B+C)			No. (a)	As a % of total Shares held(b)	No. (a)	As a % of total Shares held(b)		
								Class eg: X	Class eg: Y									Total
(I)	(II)	(III)	(IV)	(V)	(VI)	(VII) = (IV)+(V)+ (VI)	(VIII)As a % of (A+B+CZ)	(IX)			(X)	(XI)= (VII)+(X) As a % of (A+B+CZ)	(XII)		(XIII)		(XIV)	
(A)	Promoter & Promoter Group	25	6514304	0	0	6514304	56.3656	6514304	0	6514304	56.3656	0	56.3656	0	0.0000	0	0.0000	6514304
(B)	Public	7077	5042935	0	0	5042935	43.6344	5042935	0	5042935	43.6344	0	43.6344	0	0.0000	NA	NA	4884237
(C)	Non Promoter - Non Public					0	0.0000	0	0	0	0.0000	0	0.0000	0	0.0000	NA	NA	
(C1)	Shares Underlying DRs	0	0	0	0	0	0.0000	0	0	0	0.0000	0	0.0000	0	0.0000	NA	NA	0
(C2)	Shares Held By Employee Trust	0	0	0	0	0	0.0000	0	0	0	0.0000	0	0.0000	0	0.0000	NA	NA	0
	Total	7102	11557239	0	0	11557239	100.0000	11557239	0	11557239	100.0000	0	100.0000	0	0.0000	0	0.0000	11398541



Upper Ganges Sugar And Industries Limited

Table II - Statement showing shareholding pattern of the Promoter and Promoter Group

Category & Name of the shareholders	PAN	Nos. of shareholders	No. of fully paid up equity shares held	Partly paid-up equity shares held	No. of shares underlying Depository Receipts	Total nos. shares held	Shareholding % calculated as per SCRR, 1957 As a % of (A+B+C2)	Number of Voting Rights held in each class of securities			No. of Shares Underlying Outstanding convertible securities (including Warrants)	Shareholding, as a % assuming full conversion of convertible securities (as a percentage of diluted share capital)	Number of Locked in shares		Number of Shares pledged or otherwise encumbered		Number of equity shares held in dematerialised form	
								No of Voting Rights		Total as a % of (A+B+C)			No. (a)	As a % of total Shares held(b)	No. (a)	As a % of total Shares held(b)		
								Class eg: X	Class eg: y									Total
(I)	(II)	(III)	(IV)	(V)	(VI)	(VII) = (IV)+(V)+ (VI)	(VIII) As a % of (A+B+C2)	(IX)			(X)	(XI)= (VII)+(X) As a % of (A+B+C2)	(XII)		(XIII)	(XIV)		
1 Indian																		
(a) Individuals / Hindu Undivided Family		5	864300	0	0	864300	7.4784	864300	0	864300	7.4784	0	7.4784	0	0.0000	0	0.0000	864300
Nandini Nopany	ABMPN7831R	2	811090	0	0	811090	7.0180	811090	0	811090	7.0180	0	7.0180	0	0.0000	0	0.0000	811090
Chandra Shekhar Nopany	ABJPN5385K	2	39600	0	0	39600	0.3426	39600	0	39600	0.3426	0	0.3426	0	0.0000	0	0.0000	39600
Urvi Nopany	AJUPN1989J	1	13610	0	0	13610	0.1178	13610	0	13610	0.1178	0	0.1178	0	0.0000	0	0.0000	13610
Central Government / State Government(s)		0	0	0	0	0	0.0000	0	0	0	0.0000	0	0.0000	0	0.0000	0	0.0000	0
(c) Financial Institutions / Banks		0	0	0	0	0	0.0000	0	0	0	0.0000	0	0.0000	0	0.0000	0	0.0000	0
(d) Any Other (Specify)		20	5650004	0	0	5650004	48.8871	5650004	0	5650004	48.8871	0	48.8871	0	0.0000	0	0.0000	5650004
Bodies Corporate		20	5650004	0	0	5650004	48.8871	5650004	0	5650004	48.8871	0	48.8871	0	0.0000	0	0.0000	5650004
Sil Investments Limited	AA8CS2899H	1	1547016	0	0	1547016	13.3857	1547016	0	1547016	13.3857	0	13.3857	0	0.0000	0	0.0000	1547016
New India Retailing And Investment Ltd	AAACN9970F	1	969021	0	0	969021	8.3845	969021	0	969021	8.3845	0	8.3845	0	0.0000	0	0.0000	969021
Yashovardhan Investment & Trading Co. Ltd.	AAACY1135F	1	658289	0	0	658289	5.6959	658289	0	658289	5.6959	0	5.6959	0	0.0000	0	0.0000	658289
Hargaon Investment & Tradind Co. Ltd.	AAACH7326R	1	657966	0	0	657966	5.6931	657966	0	657966	5.6931	0	5.6931	0	0.0000	0	0.0000	657966
Rtm Investment And Trading Co. Ltd.	AA8CR3995D	1	412430	0	0	412430	3.5686	412430	0	412430	3.5686	0	3.5686	0	0.0000	0	0.0000	412430
Scm Investment & Trading Co. Ltd.	AAECS1569D	1	349971	0	0	349971	3.0282	349971	0	349971	3.0282	0	3.0282	0	0.0000	0	0.0000	349971
Champaran Marketing Co. Ltd.	AABCC1958M	1	260841	0	0	260841	2.2569	260841	0	260841	2.2569	0	2.2569	0	0.0000	0	0.0000	260841
Osm Investment & Trading Co. Ltd.	AAACO3312L	1	234891	0	0	234891	2.0324	234891	0	234891	2.0324	0	2.0324	0	0.0000	0	0.0000	234891
Nilgiri Plantations Limited	AAACN9968M	1	138000	0	0	138000	1.1941	138000	0	138000	1.1941	0	1.1941	0	0.0000	0	0.0000	138000
Sidh Enterprises Ltd.	AAECS1577M	1	104514	0	0	104514	0.9043	104514	0	104514	0.9043	0	0.9043	0	0.0000	0	0.0000	104514
Narkatiaganj Farms Limited	AABCN8163H	1	86410	0	0	86410	0.7477	86410	0	86410	0.7477	0	0.7477	0	0.0000	0	0.0000	86410
Ronson Traders Limited	AA8CR3999R	1	83508	0	0	83508	0.7226	83508	0	83508	0.7226	0	0.7226	0	0.0000	0	0.0000	83508
Rajpur Farms Limited	AACCR5726K	1	66776	0	0	66776	0.5778	66776	0	66776	0.5778	0	0.5778	0	0.0000	0	0.0000	66776
Shree Vihar Properties Ltd	AAECS1578E	1	31535	0	0	31535	0.2729	31535	0	31535	0.2729	0	0.2729	0	0.0000	0	0.0000	31535
La Monde Trading & Investments Private Ltd	AAACL6886G	1	25180	0	0	25180	0.2179	25180	0	25180	0.2179	0	0.2179	0	0.0000	0	0.0000	25180




The Oudh Sugar Mills Limited	AABCT0813G	1	18562	0	0	18562	0.1606	18562	0	18562	0.1606	0	0.1606	0	0.0000	0	0.0000	18562
Uttam Commercial Ltd.	AAACU3603N	1	2227	0	0	2227	0.0193	2227	0	2227	0.0193	0	0.0193	0	0.0000	0	0.0000	2227
Sonali Commercial Ltd.	AAECS1576L	1	1650	0	0	1650	0.0143	1650	0	1650	0.0143	0	0.0143	0	0.0000	0	0.0000	1650
Pavapuri Trading And Investment Company Ltd.	AABCP7400R	1	1155	0	0	1155	0.0100	1155	0	1155	0.0100	0	0.0100	0	0.0000	0	0.0000	1155
Deepshikha Trading Co. Private Limited	AABCD0344C	1	62	0	0	62	0.0005	62	0	62	0.0005	0	0.0005	0	0.0000	0	0.0000	62
Sub Total (A)[1]		25	6514304	0	0	6514304	56.3656	6514304	0	6514304	56.3656	0	56.3656	0	0.0000	0	0.0000	6514304
2 Foreign																		
(a) Individuals (Non-Resident Individuals / Foreign Individuals)		0	0	0	0	0	0.0000	0	0	0	0.0000	0	0.0000	0	0.0000	0	0.0000	0
(b) Government		0	0	0	0	0	0.0000	0	0	0	0.0000	0	0.0000	0	0.0000	0	0.0000	0
(c) Institutions		0	0	0	0	0	0.0000	0	0	0	0.0000	0	0.0000	0	0.0000	0	0.0000	0
(d) Foreign Portfolio Investor		0	0	0	0	0	0.0000	0	0	0	0.0000	0	0.0000	0	0.0000	0	0.0000	0
(e) Any Other (Specify)		0	0	0	0	0	0.0000	0	0	0	0.0000	0	0.0000	0	0.0000	0	0.0000	0
Sub Total (A)[2]		0	0	0	0	0	0.0000	0	0	0	0.0000	0	0.0000	0	0.0000	0	0.0000	0
Total Shareholding Of Promoter And Promoter Group (A)= (A)[1]+(A)[2]		25	6514304	0	0	6514304	56.3656	6514304	0	6514304	56.3656	0	56.3656	0	0.0000	0	0.0000	6514304

reholders, outstanding shares held in demat/unclaimed suspense account, voting rights which are frozen etc

Note:

ed on website of Stock Exchange(s)


on 28(3) of SEBI (Substantial Acquisition of Shares and Takeovers) Regulations, 2011



Upper Ganges Sugar And Industries Limited

Table III - Statement showing shareholding pattern of the Public shareholder

	Category & Name of the shareholders	PAN	Nos. of shareholders	No. of fully paid up equity shares held	Partly paid-up equity shares held	No. of shares underlying Depository Receipts	Total nos. shares held	Shareholding % calculated as per SCRR, 1957 As a % of (A+B+C2)	Number of Voting Rights held in each class of securities			No. of Shares Underlying Outstanding convertible securities (including Warrants)	Shareholding, as a % assuming full conversion of convertible securities (as a percentage of diluted share capital)	Number of Locked in shares		Number of Shares pledged or otherwise encumbered		Number of equity shares held in dematerialised form		
									No of Voting Rights		Total as a % of (A+B+C)			No. (a)	As a % of total Shares held(b)	No. (a)	As a % of total Shares held(b)			
									Class eg: X	Class eg: Y									Total	
	(I)	(II)	(III)	(IV)	(V)	(VI)	(VII) = (IV)+(V)+ (VI)	(VIII) As a % of (A+B+C2)	(IX)			(X)	(XI)= (VII)+(X) As a % of (A+B+C2)	(XII)		(XIII)		(XIV)		
1	Institutions																			
(a)	Mutual Fund		1	850	0	0	850	0.0074	850	0	0	850	0.0074	0	0.0074	0	0.0000	NA	NA	0
(b)	Venture Capital Funds		0	0	0	0	0	0.0000	0	0	0	0	0.0000	0	0.0000	0	0.0000	NA	NA	0
(c)	Alternate Investment Funds		0	0	0	0	0	0.0000	0	0	0	0	0.0000	0	0.0000	0	0.0000	NA	NA	0
(d)	Foreign Venture Capital Investors		0	0	0	0	0	0.0000	0	0	0	0	0.0000	0	0.0000	0	0.0000	NA	NA	0
(e)	Foreign Portfolio Investor		0	0	0	0	0	0.0000	0	0	0	0	0.0000	0	0.0000	0	0.0000	NA	NA	0
(f)	Financial Institutions / Banks		2	320	0	0	320	0.0028	320	0	0	320	0.0028	0	0.0028	0	0.0000	NA	NA	0
(g)	Insurance Companies		1	397210	0	0	397210	3.4369	397210	0	0	397210	3.4369	0	3.4369	0	0.0000	NA	NA	397210
	Life Insurance Corporation Of India	AAAC10582H		397210	0	0	397210	3.4369	397210	0	0	397210	3.4369	0	3.4369	0	0.0000	NA	NA	397210
(h)	Provident Funds/ Pension Funds		0	0	0	0	0	0.0000	0	0	0	0	0.0000	0	0.0000	0	0.0000	NA	NA	0
(i)	Any Other (Specify)		0	0	0	0	0	0.0000	0	0	0	0	0.0000	0	0.0000	0	0.0000	NA	NA	0
	Sub Total (B)(1)		4	398380	0	0	398380	3.4470	398380	0	0	398380	3.4470	0	3.4470	0	0.0000	NA	NA	397210
2	Central Government/ State Government(s)/ President of India																			
	Sub Total (B)(2)		0	0	0	0	0	0.0000	0	0	0	0	0.0000	0	0.0000	0	0.0000	NA	NA	0
3	Non-Institutions																			
(a)	Individuals				0	0												NA	NA	
	i. Individual shareholders holding nominal share capital up to Rs. 2 lakhs.		6173	1953627	0	0	1953627	16.9039	1953627	0	0	1953627	16.9039	0	16.9039	0	0.0000	NA	NA	1846715
	ii. Individual shareholders holding nominal share capital in excess of Rs. 2 lakhs.		11	727063	0	0	727063	6.2910	727063	0	0	727063	6.2910	0	6.2910	0	0.0000	NA	NA	700063
	Manu Gopalidas Chhabria	AACPC1492Q		116740	0	0	116740	1.0101	116740	0	0	116740	1.0101	0	1.0101	0	0.0000	NA	NA	116740
	Renu	ACSPRG623E		250000	0	0	250000	2.1631	250000	0	0	250000	2.1631	0	2.1631	0	0.0000	NA	NA	250000
(b)	NBFCs registered with RBI		0	0	0	0	0	0.0000	0	0	0	0	0.0000	0	0.0000	0	0.0000	NA	NA	0
(c)	Employee Trusts		0	0	0	0	0	0.0000	0	0	0	0	0.0000	0	0.0000	0	0.0000	NA	NA	0
(d)	Overseas Depositories(holding DRs) (balancing figure)		0	0	0	0	0	0.0000	0	0	0	0	0.0000	0	0.0000	0	0.0000	NA	NA	0



(e) Any Other (Specify)		889	1963865	0	0	1963865	16.9925	1963865	0	1963865	16.9925	0	16.9925	0	0.0000	NA	NA	1940249
Trusts		2	723317	0	0	723317	6.2586	723317	0	723317	6.2586	0	6.2586	0	0.0000	NA	NA	723317
Navejewan Medical Institute	AAATN2102N		718317	0	0	718317	6.2153	718317	0	718317	6.2153	0	6.2153	0	0.0000	NA	NA	718317
Foreign Nationals		4	810	0	0	810	0.0070	810	0	810	0.0070	0	0.0070	0	0.0000	NA	NA	540
Hindu Undivided Family		193	111465	0	0	111465	0.9645	111465	0	111465	0.9645	0	0.9645	0	0.0000	NA	NA	111465
Non Resident Indians (Non Repat)		17	6486	0	0	6486	0.0561	6486	0	6486	0.0561	0	0.0561	0	0.0000	NA	NA	6486
Non Resident Indians (Repat)		57	95853	0	0	95853	0.8294	95853	0	95853	0.8294	0	0.8294	0	0.0000	NA	NA	95851
Clearing Member		326	260362	0	0	260362	2.2528	260362	0	260362	2.2528	0	2.2528	0	0.0000	NA	NA	260362
Market Maker		14	7915	0	0	7915	0.0685	7915	0	7915	0.0685	0	0.0685	0	0.0000	NA	NA	7915
Bodies Corporate		276	757657	0	0	757657	6.5557	757657	0	757657	6.5557	0	6.5557	0	0.0000	NA	NA	734313
Shri Parasram Holdings Pvt. Ltd.	AAACS4487J		159310	0	0	159310	1.3784	159310	0	159310	1.3784	0	1.3784	0	0.0000	NA	NA	159310
Earthstone Holding (Two) Limited	AACCE1490K		141561	0	0	141561	1.2249	141561	0	141561	1.2249	0	1.2249	0	0.0000	NA	NA	141561
Sub Total (B){3}		7073	4644555	0	0	4644555	40.1874	4644555	0	4644555	40.1874	0	40.1874	0	0.0000	NA	NA	4487027
Total Public Shareholding (B)= (B){1}+(B){2}+(B){3}		7077	5042935	0	0	5042935	43.6344	5042935	0	5042935	43.6344	0	43.6344	0	0.0000	NA	NA	4884237

in Concert including their Shareholding (No. and %):
 reholders, outstanding shares held in demat/unclaimed suspense account, voting rights which are frozen etc


No. of shareholders	No. of Shares
0	0

Note:

ed on website of Stock Exchange(s).

persons:Institutions/Non Institutions holding more than 1% of total number of share

pective columns to the extent information available and the balance to be disclosed as held by custodiar



Upper Ganges Sugar And Industries Limited

Table IV - Statement showing shareholding pattern of the Non Promoter- Non Public shareholder

	Category & Name of the shareholders	PAN	Nos. of shareholders	No. of fully paid up equity shares held	Partly paid-up equity shares held	No. of shares underlying Depository Receipts	Total nos. shares held	Shareholding % calculated as per SCRR, 1957 As a % of (A+B+C2)	Number of Voting Rights held in each class of securities			No. of Shares Underlying Outstanding convertible securities (including securities)	Shareholding, as a % assuming full conversion of convertible securities	Number of Locked in shares		Number of Shares pledged or otherwise encumbered		Number of equity shares held in dematerialised form	
									No of Voting Rights		Total as a % of (A+B+C)			No. (a)	As a % of total Shares held(b)	No. (a)	As a % of total Shares held(b)		
									Class eg: X	Class eg: y									Total
	(I)	(II)	(III)	(IV)	(V)	(VI)	(VII) = (IV)+(V)+ (VI)	(VIII) As a % of (A+B+C2)	(IX)			(X)	(XI) = (VII)+(X) As a % of	(XII)		(XIII)		(XIV)	
1	Custodian/DR Holder		0	0	0	0	0	0.0000	0	0	0	0.0000	0	0.0000	0	0.0000	NA	NA	0
2	Employee Benefit Trust (under SEBI (Share based Employee Benefit) Regulations, 2014)		0	0	0	0	0	0.0000	0	0	0	0.0000	0	0.0000	0	0.0000	NA	NA	0
	Total Non-Promoter- Non Public Shareholding (C)= (C1)+(C2)		0	0	0	0	0	0.0000	0	0	0	0.0000	0	0.0000	0	0.0000	NA	NA	0

Note:

(i) as disclosed on website of Stock Exchange(s).

(ii) holders holding more than 1% of total number of share:

may be disclosed in the respective columns to the extent information available






Table IIA - Unclaimed Details

Details of Shares which remain unclaimed may be given here along with details such as number of shareholders, outstanding shares held in demat/unclaimed suspense account, voting rights which are frozen etc.

No. of shareholders	No of Shares held



For Upper Ganges Sugar & Industries Ltd.

Company Secretary