

Shareholding Pattern under Regulation 31 of SEBI (Listing Obligations and Disclosure Requirements) Regulations, 2015

1	Name of Listed Entity: The Oudh Sugar Mills Limited
2	Scrip Code/Name of Scrip/Class of Security: 507260 / OUDHSUG / EQUITY
3	Share Holding Pattern Filed under: Reg. 31(1)(a)/Reg. 31(1)(b)/Reg.31(1)(c)
a.	If under 31(1)(b) then indicate the report for Quarter ending : June 30, 2016
b.	If under 31(1)(c) then indicate date of allotment/extinguishment
4	Declaration: The Listed entity is required to submit the following declaration to the extent of submission of information:-



Particulars	Promoter & Promoter Group	Public	Non Promoter Non Public
	Yes/No	Yes/No	Yes/No
1 Whether the Listed Entity has issued any partly paid up shares?	No	Yes	No
2 Whether the Listed Entity has issued any Convertible Securities or Warrants?	No	No	No
3 Whether the Listed Entity has any shares against which depository receipts are issued?	No	No	No
4 Whether the Listed Entity has any shares in locked-in?	No	No	No
5 Whether any shares held by promoters are pledge or otherwise encumbered?	Yes	NA	NA
6 Whether the Listed Entity has issued any Differential Voting Rights?			

* If the Listed Entity selects the option 'No' for the questions above, the columns for the partly paid up shares, Outstanding Convertible Securities/Warrants, depository receipts, locked-in shares, No of shares pledged or otherwise encumbered by promoters, as applicable, shall not be displayed at the time of dissemination on the Stock Exchange website. Also wherever there is 'No' declared by Listed Entity in above table the values will be considered as 'Zero' by default on submission of the format of holding of specified securities.

GENERATED ON :02/07/2016

NSDL : 30/06/2016

CDSL :30/06/2016



The Oudh Sugar Mills Limited

Table I - Summary Statement holding of specified securities

Category	Category of shareholder	Number of shareholders	No. of fully paid up equity shares held	No. of Partly paid-up equity shares held	No. of shares underlying Depository Receipts	Total nos. shares held	Shareholding as a % of total no. of shares (calculated as per SCRR, 1957)	Number of Voting Rights held in each class of securities			No. of Shares Underlying Outstanding convertible securities (including Warrants)	Shareholding, as a % assuming full conversion of convertible securities (as a percentage of diluted share)	Number of Locked in shares		Number of Shares pledged or otherwise encumbered		Number of equity shares held in dematerialised form	
								No of Voting Rights					Total as a % of (A+B+C)	No. (a)	As a % of total Shares held(b)	No. (a)		As a % of total Shares held(b)
								Class eg: X	Class eg: Y	Total								
(I)	(II)	(III)	(IV)	(V)	(VI)	(VII) = (IV)+(V)+(VI)	(VIII) As a % of (A+B+C2)	(IX)			(X)	(XI) = (VIII)+(X) As a % of (A+B+C2)	(XII)		(XIII)		(XIV)	
(A)	Promoter & Promoter Group	16	15985077	0	0	15985077	61.6773	15985077	0	15985077	61.6773	0	61.6773	0	0.0000	6479294	40.5333	15985077
(B)	Public	12267	9932208	0	0	9932208	38.3227	9932208	0	9932208	38.3227	0	38.3227	0	0.0000	NA	NA	9726814
(C)	Non Promoter - Non Public				0				0			0		0.0000	NA	NA		
(C1)	Shares Underlying DRs	0	0	0	0	0	0.0000	0	0	0	0.0000	0	0.0000	0	0.0000	NA	NA	0
(C2)	Shares Held By Employee Trust	0	0	0	0	0	0.0000	0	0	0	0.0000	0	0.0000	0	0.0000	NA	NA	0
	Total	12283	25917285	0	0	25917285	100.0000	25917285	0	25917285	100.0000	0	100.0000	0	0.0000	6479294	24.9998	25711891

GENERATED ON :02/07/2016

NSDL : 30/06/2016

CDSL : 30/06/2016




Table II - Statement showing shareholding pattern of the Promoter and Promoter Group


	Category & Name of the shareholders	PAN	Nos. of shareholders	No. of fully paid up equity shares held	Partly paid-up equity shares held	No. of shares underlying Depository Receipts	Total nos. shares held	Shareholding % calculated as per SCRR, 1957 As a % of (A+B+C2)	Number of Voting Rights held in each class of securities			No. of Shares Underlying Outstanding convertible securities (including)	Shareholding, as a % assuming full conversion of convertible securities	Number of Locked In shares		Number of Shares pledged or otherwise encumbered		Number of equity shares held in dematerialised form	
									No of Voting Rights					Total as a % of (A+B+C)	No. (a)	As a % of total Shares held(b)	No. (a)		As a % of total Shares held(b)
									Class eg: X	Class eg: Y	Total								
	(I)	(II)	(III)	(IV)	(V)	(VI)	(VII) = (IV)+(V)+(VI)	(VIII) As a % of (A+B+C2)	(IX)			(X)	(XI) = (VII)+(X) As a % of	(XII)	(XIII)	(XIV)			
1	Indian																		
(a)	Individuals / Hindu Undivided Family		2	84605	0	0	84605	0.3264	84605	0	84605	0.3264	0	0.3264	0	0.0000	0	0.0000	84605
	(i) Chandra Shekhar Nopany	ABJPN5385K	1	73804	0	0	73804	0.2848	73804	0	73804	0.2848	0	0.2848	0	0.0000	0	0.0000	73804
	(ii) Nandini Nopany	ABMPN7831R	1	10801	0	0	10801	0.0417	10801	0	10801	0.0417	0	0.0417	0	0.0000	0	0.0000	10801
	Central Government / State Government(s)		0	0	0	0	0	0.0000	0	0	0	0.0000	0	0.0000	0	0.0000	0	0.0000	0
(b)	Financial Institutions / Banks		0	0	0	0	0	0.0000	0	0	0	0.0000	0	0.0000	0	0.0000	0	0.0000	0
(c)	Any Other (Specify)		14	15900472	0	0	15900472	61.3508	15900472	0	15900472	61.3508	0	61.3508	0	0.0000	6479294	40.7493	15900472
(d)	Bodies Corporate		14	15900472	0	0	15900472	61.3508	15900472	0	15900472	61.3508	0	61.3508	0	0.0000	6479294	40.7493	15900472
	(i) Uttar Pradesh Trading Co. Ltd	AAACU3602P	1	3326901	0	0	3326901	12.8366	3326901	0	3326901	12.8366	0	12.8366	0	0.0000	0	0.0000	3326901
	(ii) Som Investment & Trading Co. Ltd.	AAEC51569D	1	2797296	0	0	2797296	10.7932	2797296	0	2797296	10.7932	0	10.7932	0	0.0000	0	0.0000	2797296
	(iii) New India Retailing And Investment Ltd	AAACN9970F	1	2778044	0	0	2778044	10.7189	2778044	0	2778044	10.7189	0	10.7189	0	0.0000	2778044	100.0000	2778044
	(iv) Rtm Investment And Trading Co. Ltd.	AABCR3995D	1	2346169	0	0	2346169	9.0525	2346169	0	2346169	9.0525	0	9.0525	0	0.0000	2346169	100.0000	2346169
	(v) Gmb Investments Private Limited	AAACG9321K	1	988670	0	0	988670	3.8147	988670	0	988670	3.8147	0	3.8147	0	0.0000	0	0.0000	988670
	(vi) Ronson Traders Limited	AABCR3999R	1	849267	0	0	849267	3.2768	849267	0	849267	3.2768	0	3.2768	0	0.0000	295000	34.7358	849267
	(vii) Sidh Enterprises Ltd.	AAEC51577M	1	795039	0	0	795039	3.0676	795039	0	795039	3.0676	0	3.0676	0	0.0000	0	0.0000	795039
	(viii) Sonali Commercial Ltd.	AAEC51576L	1	668000	0	0	668000	2.5774	668000	0	668000	2.5774	0	2.5774	0	0.0000	600000	89.8204	668000
	(ix) Yashovardhan Investment & Trading Co. Ltd.	AAACY1135F	1	518935	0	0	518935	2.0023	518935	0	518935	2.0023	0	2.0023	0	0.0000	0	0.0000	518935
	(x) Deepshikha Trading Co. Private Limited	AABCD0344C	1	460919	0	0	460919	1.7784	460919	0	460919	1.7784	0	1.7784	0	0.0000	460081	99.8182	460919
	(xi) Uttam Commercial Ltd.	AAACU3603N	1	305000	0	0	305000	1.1768	305000	0	305000	1.1768	0	1.1768	0	0.0000	0	0.0000	305000
	(xii) Rajpur Farms Limited	AAACR5726K	1	39705	0	0	39705	0.1532	39705	0	39705	0.1532	0	0.1532	0	0.0000	0	0.0000	39705
	(xiii) Narkatigani Farms Limited	AABCN8163H	1	25292	0	0	25292	0.0976	25292	0	25292	0.0976	0	0.0976	0	0.0000	0	0.0000	25292
	(xiv) The Outh Trading Co. (P) Ltd.			1235	0	0	1235	0.0048	1235	0	1235	0.0048	0	0.0048	0	0.0000	0	0.0000	1235
	Sub Total (A)(1)		16	15985077	0	0	15985077	61.6773	15985077	0	15985077	61.6773	0	61.6773	0	0.0000	6479294	40.5334	15985077
2	Foreign																		
(a)	Individuals (Non-Resident Individuals / Foreign Individuals)		0	0	0	0	0	0.0000	0	0	0	0.0000	0	0.0000	0	0.0000	0	0.0000	0
(b)	Government		0	0	0	0	0	0.0000	0	0	0	0.0000	0	0.0000	0	0.0000	0	0.0000	0
(c)	Institutions		0	0	0	0	0	0.0000	0	0	0	0.0000	0	0.0000	0	0.0000	0	0.0000	0
(d)	Foreign Portfolio Investor		0	0	0	0	0	0.0000	0	0	0	0.0000	0	0.0000	0	0.0000	0	0.0000	0
(e)	Any Other (Specify)		0	0	0	0	0	0.0000	0	0	0	0.0000	0	0.0000	0	0.0000	0	0.0000	0
	Sub Total (A)(2)		0	0	0	0	0	0.0000	0	0	0	0.0000	0	0.0000	0	0.0000	0	0.0000	0
	Total Shareholding Of Promoter And Promoter Group (A)= (A)(1)+(A)(2)		16	15985077	0	0	15985077	61.6773	15985077	0	15985077	61.6773	0	61.6773	0	0.0000	6479294	40.5334	15985077

Details of Shares which remain unclaimed may be given here along with details such as number of shareholders, outstanding shares held in demat/unclaimed suspense account, voting rights which are frozen etc.

Note:

(1) PAN would not be displayed on website of Stock Exchange(s)


(2) The term 'Encumbrance' has the same meaning as assigned under regulation 28(3) of SEBI (Substantial Acquisition of Shares and Takeovers) Regulations, 2011.



The Oudh Sugar Mills Limited

Table III - Statement showing shareholding pattern of the Public shareholder

	Category & Name of the shareholders	PAN	Nos. of shareholders	No. of fully paid up equity shares held	Partly paid-up equity shares held	No. of shares underlying Depository Receipts	Total nos. shares held	Shareholding % calculated as per SCRR, 1957 As a % of (A+B+C2)	Number of Voting Rights held in each class of securities			No. of Shares Underlying Outstanding convertible securities (including	Shareholding, as a % assuming full conversion of convertible securities	Number of Locked in shares		Number of Shares pledged or otherwise encumbered		Number of equity shares held in dematerialised form	
									No of Voting Rights					Total as a % of (A+B+C)	No. (a)	As a % of total Shares held(b)	No. (a)		As a % of total Shares held(b)
									Class eg: X	Class eg: y	Total								
	(I)	(II)	(III)	(IV)	(V)	(VI)	(VII) = (IV)+(V)+(VI)	(VIII) As a % of (A+B+C2)	(IX)			(X)	(XI) = (VII)+(X) As a % of (A+B+C2)	(XII)		(XIII)		(XIV)	
1	Institutions																		
(a)	Mutual Fund		3	3350	0	0	3350	0.0129	3350	0	3350	0.0129	0	0.0129	0	0.0000	NA	NA	0
(b)	Venture Capital Funds		0	0	0	0	0	0.0000	0	0	0	0.0000	0	0.0000	0	0.0000	NA	NA	0
(c)	Alternate Investment Funds		0	0	0	0	0	0.0000	0	0	0	0.0000	0	0.0000	0	0.0000	NA	NA	0
(d)	Foreign Venture Capital Investors		0	0	0	0	0	0.0000	0	0	0	0.0000	0	0.0000	0	0.0000	NA	NA	0
(e)	Foreign Portfolio Investor		1	19807	0	0	19807	0.0764	19807	0	19807	0.0764	0	0.0764	0	0.0000	NA	NA	19807
(f)	Financial Institutions / Banks		5	203376	0	0	203376	0.7847	203376	0	203376	0.7847	0	0.7847	0	0.0000	NA	NA	202746
(g)	Insurance Companies		4	1072770	0	0	1072770	4.1392	1072770	0	1072770	4.1392	0	4.1392	0	0.0000	NA	NA	1072760
	(i) Life Insurance Corporation Of India	AAACL0582H		823243	0	0	823243	3.1764	823243	0	823243	3.1764	0	3.1764	0	0.0000	NA	NA	823243
(h)	Provident Funds/ Pension Funds		0	0	0	0	0	0.0000	0	0	0	0.0000	0	0.0000	0	0.0000	NA	NA	0
(i)	Any Other (Specify)		0	0	0	0	0	0.0000	0	0	0	0.0000	0	0.0000	0	0.0000	NA	NA	0
	Sub Total (B)(1)		13	1299303	0	0	1299303	5.0133	1299303	0	1299303	5.0133	0	5.0133	0	0.0000	NA	NA	1295313
	Central Government/ State Government(s)/ President of India																		
2	Sub Total (B)(2)		0	0	0	0	0	0.0000	0	0	0	0.0000	0	0.0000	0	0.0000	NA	NA	0



3 Non-Institutions																			
(a)	Individuals			0	0									0	NA	NA			
	I. Individual shareholders holding nominal share capital up to Rs. 2 lakhs.		11147	4396180	0	0	4396180	16.9623	4396180	0	4396180	16.9623	0	16.9623	0	0.0000	NA	NA	4198277
	II. Individual shareholders holding nominal share capital in excess of Rs. 2 lakhs.		21	1372766	0	0	1372766	5.2967	1372766	0	1372766	5.2967	0	5.2967	0	0.0000	NA	NA	1372766
	(i) Manu Gopaldas Chhabria	AACPC1492Q		482993	0	0	482993	1.8636	482993	0	482993	1.8636	0	1.8636	0	0.0000	NA	NA	482993
(b)	NBFCs registered with RBI		0	0	0	0	0	0.0000	0	0	0	0.0000	0	0.0000	0	0.0000	NA	NA	0
(c)	Employee Trusts		0	0	0	0	0	0.0000	0	0	0	0.0000	0	0.0000	0	0.0000	NA	NA	0
(d)	Overseas Depositories (holding DRs) (balancing figure)		0	0	0	0	0	0.0000	0	0	0	0.0000	0	0.0000	0	0.0000	NA	NA	0
(e)	Any Other (Specify)		1086	2863959	0	0	2863959	11.0504	2863959	0	2863959	11.0504	0	11.0504	0	0.0000	NA	NA	2860458
(f)	Trusts		1	5000	0	0	5000	0.0193	5000	0	5000	0.0193	0	0.0193	0	0.0000	NA	NA	5000
(II)	Foreign Nationals		11	1019	0	0	1019	0.0039	1019	0	1019	0.0039	0	0.0039	0	0.0000	NA	NA	389
(III)	Hindu Undivided Family		334	292835	0	0	292835	1.1299	292835	0	292835	1.1299	0	1.1299	0	0.0000	NA	NA	292835
(IV)	Non Resident Indians (Non Repat)		34	32189	0	0	32189	0.1242	32189	0	32189	0.1242	0	0.1242	0	0.0000	NA	NA	32189
(V)	Non Resident Indians (Repat)		74	191996	0	0	191996	0.7408	191996	0	191996	0.7408	0	0.7408	0	0.0000	NA	NA	191996
(VI)	Clearing Member		291	348902	0	0	348902	1.3462	348902	0	348902	1.3462	0	1.3462	0	0.0000	NA	NA	348902
(VII)	Bodies Corporate		341	1992018	0	0	1992018	7.6861	1992018	0	1992018	7.6861	0	7.6861	0	0.0000	NA	NA	1989167
	Sub Total (B)(3)		12254	8632905	0	0	8632905	33.3094	8632905	0	8632905	33.3094	0	33.3094	0	0.0000	NA	NA	8431501
	Total Public Shareholding (B) = (B)(1)+(B)(2)+(B)(3)		12267	9932208	0	0	9932208	38.3227	9932208	0	9932208	38.3227	0	38.3227	0	0.0000	NA	NA	9726814

Details of the shareholders acting as persons in Concert including their Shareholding (No. and %):

Details of Shares which remain unclaimed may be given here along with details such as number of shareholders, outstanding shares held in demat/unclaimed suspense account, voting rights which are frozen etc.

Note:

(1) PAN would not be displayed on website of Stock Exchange(s).


(2) The above format needs to be disclosed along with the name of following persons: Institutions/Non Institutions holding more than 1% of total number of shares

(3) W.r.t. the information pertaining to Depository Receipts, the same may be disclosed in the respective columns to the extent information available and the balance to be disclosed as held by custodian.

GENERATED ON :02/07/2016

NSDL : 30/06/2016

CDSL : 30/06/2016



The Oudh Sugar Mills Limited

Table IV - Statement showing shareholding pattern of the Non Promoter- Non Public shareholder

	Category & Name of the shareholders	PAN	Nos. of shareholders	No. of fully paid up equity shares held	Partly paid-up equity shares held	No. of shares underlying Depository Receipts	Total nos. shares held	Shareholding % calculated as per SCRR, 1957 As a % of (A+B+C2)	Number of Voting Rights held in each class of securities			No. of Shares Underlying Outstanding convertible securities (including Warrants)	Shareholding, as a % assuming full conversion of convertible securities (as a percentage)	Number of Locked in shares		Number of Shares pledged or otherwise encumbered		Number of equity shares held in dematerialised form	
									No of Voting Rights					Total as a % of (A+B+C)	No. (a)	As a % of total Shares held(b)	No. (a)		As a % of total Shares held(b)
									Class eg: X	Class eg: y	Total								
	(I)	(II)	(III)	(IV)	(V)	(VI)	(VII) = (IV)+(V)+(VI)	(VIII) As a % of (A+B+C2)	(IX)			(X)	(XI) = (VII)+(X) As a % of	(XII)		(XIII)	(XIV)		
1	Custodian/DR Holder		0	0	0	0	0	0.0000	0	0	0	0.0000	0	0.0000	0	0.0000	NA	NA	0
2	Employee Benefit Trust (under SEBI (Share based Employee Benefit) Regulations, 2014)		0	0	0	0	0	0.0000	0	0	0	0.0000	0	0.0000	0	0.0000	NA	NA	0
	Total Non-Promoter- Non Public Shareholding (C)= (C)(1)+(C)(2)		0	0	0	0	0	0.0000	0	0	0	0.0000	0	0.0000	0	0.0000	NA	NA	0

Note:

(1) PAN would not be displayed on website of Stock Exchange(s).

(2) The above format needs to disclose name of all holders holding more than 1% of total number of shares

(3) W.r.t. the information pertaining to Depository Receipts, the same may be disclosed in the respective columns to the extent information available

GENERATED ON :02/07/2016

NSDL : 30/06/2016

CDSL : 30/06/2016




Table IIA - Unclaimed Details

Details of Shares which remain unclaimed may be given here along with details such as number of shareholders, outstanding shares held in demat/unclaimed suspense account, voting rights which are frozen etc.

No. of shareholders	No of Shares held

For The Oudh Sugar Mills Ltd.

Company Secretary

