

GANGES SECURITIES LIMITED

CIN – L74120UP2015PLC069869

REGD. OFFICE - P.O. HARGAON, DIST SITAPUR (U.P.), PIN – 261 121

Phone No. (05862) 256220-221; Fax No.: (05862) 256 225

E-mail – gangessecurities@birlasugar.org; Website-www.birla-sugar.com

9/-

October 21, 2019

The Secretary
National Stock Exchange of India
Ltd.
Exchange Plaza, 5th Floor
Plot No. C/1, G Block
Bandra- Kurla Complex,
Bandra (E)
Mumbai 400 051

The Dy. General Manager
Corporate Relationship Department
BSE Ltd.
1st Floor, New Trading Ring,
Rotunda Building
P.J. Towers, Dalal Street, Fort,
Mumbai-400 001

The Secretary
The Calcutta Stock Exchange
Ltd.
7, Lyons Range
Kolkata 700 001

Symbol : GANGESSECU

Stock Code : 540647

Stock Code : 17434

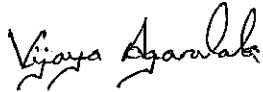
Dear Sir,

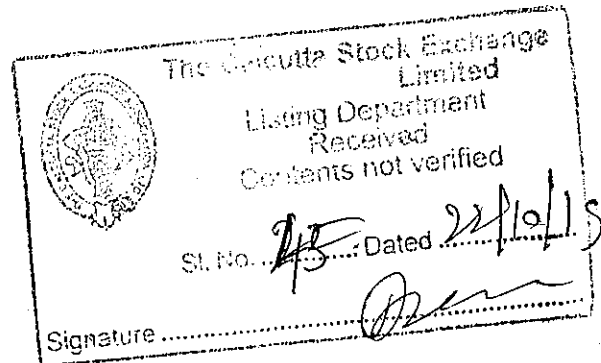
Sub : Distribution of Shareholding as on September 30, 2019

Pursuant to Regulation 31 of the Securities & Exchange Board of India (Listing Obligations and Disclosure Requirements) Regulations, 2015, we send herewith the distribution of shareholding for the quarter ended September 30, 2019 in the prescribed format.

Please acknowledge receipt.

Yours faithfully,
For Ganges Securities Limited


Vijaya Agarwala
Company Secretary
ACS-38658



Encl.: as above

Shareholding Pattern under Regulation 31 of SEBI (Listing Obligations and Disclosure Requirements) Regulations, 2015

1.	Name of Listed Entity: Ganges Securities Limited
2.	Scrip Code/Name of Scrip/Class of Security: 540647
3.	Share Holding Pattern Filed under: Reg. 31(1)(a)/Reg. 31(1)(b)/Reg.31(1)(c)
	a. If under 31(1)(b) then indicate the report for Quarter ending
	b. If under 31(1)(c) then indicate date of allotment/extinguishment
4.	Declaration: The Listed entity is required to submit the following declaration to the extent of submission of information:-

	Particulars	Yes*	No*
1	Whether the Listed Entity has issued any partly paid up shares?		No
2	Whether the Listed Entity has issued any Convertible Securities or Warrants?		No
3	Whether the Listed Entity has any shares against which depository receipts are issued?		No
4	Whether the Listed Entity has any shares in locked-in?		No
5	Whether any shares held by promoters are pledge or otherwise encumbered?		No

* If the Listed Entity selects the option 'No' for the questions above, the columns for the partly paid up shares, Outstanding Convertible Securities/Warrants, depository receipts, locked-in shares, No of shares pledged or otherwise encumbered by promoters, as applicable, shall not be displayed at the time of dissemination on the Stock Exchange website. Also wherever there is 'No' declared by Listed Entity in above table the values will be considered as 'Zero' by default on submission of the format of holding of specified securities.

GENERATED ON :21/10/2019

NSDL : 30/09/2019

CDSL :30/09/2019



Ganges Securities Limited

Table I - Summary Statement holding of specified securities

Category	Category of shareholder	Nos. of shareholders	No. of fully paid up equity shares held	No. of Partly paid-up equity shares held	No. of shares underlying Depository Receipts	Total nos. shares held	Shareholding as a % of total no. of shares (calculated as per SCRR, 1957)	Number of Voting Rights held in each class of securities		No. of Shares Underlying Outstanding convertible securities (including Warrants)	Shareholding, as a % assuming full conversion of convertible securities (as a percentage of diluted share capital)	Number of Locked in shares		Number of Shares pledged or otherwise encumbered		Number of equity shares held in dematerialised form
								No of Voting Rights	Total as a			No. (a)	As a % of	No. (a)	As a % of	
(I)	(II)	(III)	(IV)	(V)	(VI)	(VII) =	(VIII) As a %	(IX)	(X)	(XI) = (VII)+(X)	(XII)	(XIII)	(XIV)	(XV)		
(A)	Promoter & Promoter Group	25	6016970	0	0	6016970	60.1475	6016970	0	6016970	60.1475	0	0.0000	0	0.0000	6016970
(B)	Public	5576	3986717	0	0	3986717	39.8525	3986717	0	3986717	39.8525	0	0.0000	NA	NA	3874875
(C)	Non Promoter - Non Public												0.0000	NA	NA	0
(C1)	Shares Underlying DRs	0	0	0	0	0	0.0000	0	0	0.0000	0	0.0000	NA	NA	0	
(C2)	Shares Held By Employee Trust	0	0	0	0	0	0.0000	0	0	0.0000	0	0.0000	NA	NA	0	
	Total	5601	10003687	0	0	10003687	100.0000	10003687	0	10003687	100.0000	0	0.0000	0	0.0000	9891845

GENERATED ON :21/10/2019 NSDL :30/09/2019 CDCL :30/09/2019



Ganges Securities Limited

Table II - Statement showing shareholding pattern of the Promoter and Promoter Group


Category & Name of the shareholders	PAN	Nos. of shareholders	No. of fully paid up equity shares held	Partly paid-up equity shares held	No. of shares underlying Depository Receipts	Total nos. shares held	Shareholding % calculated as per SCRR, 1957 As a % of (A+B+C2)	Number of Voting Rights held in each class of securities			No. of Shares Underlying Outstanding convertible securities (including Warrants)	Shareholding, as a % assuming full conversion of convertible securities (as a percentage of diluted share capital)	Number of Locked in shares		Number of Shares pledged or otherwise encumbered		Number of equity shares held in dematerialised form	
								Class eg: X	Class eg: Y	Total			Total as a % of (A+B+C)	No. (a)	As a % of total Shares held (b)	No. (a)		As a % of total Shares held (b)
1	Indian																	
(a)	Individuals / Hindu Undivided Family																	
	Nandini Nopany	ABMPN7831R	1	701730	0	0	701730	7.0147	701730	0	0	0.0000	0	0.0000	0	0.0000	0	701730
	Chandra Shekhar Nopany	ABIPN5385K	1	34261	0	0	34261	0.3425	34261	0	0	0.0000	0	0.0000	0	0.0000	0	34261
	Urvi Nopany	AJUPN1989J	1	11775	0	0	11775	0.1177	11775	0	0	0.0000	0	0.0000	0	0.0000	0	11775
(b)	Central Government / State Government(s)		0	0	0	0	0	0.0000	0	0	0	0.0000	0	0.0000	0	0.0000	0	0
(c)	Financial Institutions / Banks		0	0	0	0	0	0.0000	0	0	0	0.0000	0	0.0000	0	0.0000	0	0
(d)	Any Other (Specify)		22	5269204	0	0	5269204	52.6726	5269204	0	0	52.6726	0	0.0000	0	0.0000	0	5269204
	Promoter Trust		2	14	0	0	14	0.0001	14	0	0	0.0001	0	0.0000	0	0.0000	0	14
	Chandra Shekhar Nopany	AAJUS8386D	1	11	0	0	11	0.0001	11	0	0	0.0001	0	0.0000	0	0.0000	0	11
	Chandra Shekhar Nopany	AAJUS8392K	1	3	0	0	3	0.0000	3	0	0	0.0000	0	0.0000	0	0.0000	0	3
	Bodies Corporate		20	5269190	0	0	5269190	52.6725	5269190	0	0	52.6725	0	0.0000	0	0.0000	0	5269190
	Sil Investments Limited	AAACS2895H	1	1338430	0	0	1338430	13.3794	1338430	0	0	13.3794	0	0.0000	0	0.0000	0	1338430
	New India Retailing And Investment Ltd	AAACN9970F	1	838367	0	0	838367	8.3806	838367	0	0	8.3806	0	0.0000	0	0.0000	0	838367
	Yashovardhan Investment & Trading Co. Ltd.	AAACY1135F	1	589759	0	0	589759	5.8954	589759	0	0	5.8954	0	0.0000	0	0.0000	0	589759
	Hargan Investment & Trading Co. Ltd.	AAACH7326R	1	569252	0	0	569252	5.6904	569252	0	0	5.6904	0	0.0000	0	0.0000	0	569252
	Rtm Investment And Trading Co. Ltd.	AAACR3995D	1	356822	0	0	356822	3.5669	356822	0	0	3.5669	0	0.0000	0	0.0000	0	356822
	Ronson Traders Limited	AAACR3999R	1	327995	0	0	327995	3.2787	327995	0	0	3.2787	0	0.0000	0	0.0000	0	327995
	Scm Investments & Trading Co. Ltd.	AAECS1569D	1	302784	0	0	302784	3.0267	302784	0	0	3.0267	0	0.0000	0	0.0000	0	302784
	Champaran Marketing Co. Ltd.	AAACC1958M	1	225672	0	0	225672	2.2559	225672	0	0	2.2559	0	0.0000	0	0.0000	0	225672
	Osm Investment & Trading Co. Ltd.	AAACO3312L	1	203221	0	0	203221	2.0315	203221	0	0	2.0315	0	0.0000	0	0.0000	0	203221
	Nigiri Plantations Limited	AAACN9968M	1	119394	0	0	119394	1.1935	119394	0	0	1.1935	0	0.0000	0	0.0000	0	119394
	Sidh Enterprises Ltd.	AAECS1577M	1	90423	0	0	90423	0.9039	90423	0	0	0.9039	0	0.0000	0	0.0000	0	90423
	Narkataganj Farms Limited	AAACN8163H	1	74760	0	0	74760	0.7473	74760	0	0	0.7473	0	0.0000	0	0.0000	0	74760
	Sonali Commercial Ltd.	AAECS1576L	1	66428	0	0	66428	0.6640	66428	0	0	0.6640	0	0.0000	0	0.0000	0	66428
	Rajpur Farms Limited	AAACR5726K	1	57773	0	0	57773	0.5775	57773	0	0	0.5775	0	0.0000	0	0.0000	0	57773
	Deepshikha Trading Co. Private Limited	AAACD0344C	1	40054	0	0	40054	0.4004	40054	0	0	0.4004	0	0.0000	0	0.0000	0	40054
	Shree Vihar Properties Ltd	AAECS1578E	1	27284	0	0	27284	0.2727	27284	0	0	0.2727	0	0.0000	0	0.0000	0	27284
	La Monde Trading & Investments Private Ltd	AAACL6886G	1	21785	0	0	21785	0.2178	21785	0	0	0.2178	0	0.0000	0	0.0000	0	21785
	Palash Securities Limited	AAICP0502H	1	16060	0	0	16060	0.1605	16060	0	0	0.1605	0	0.0000	0	0.0000	0	16060
	Utam Commercial Ltd.	AAACU13603N	1	1927	0	0	1927	0.0193	1927	0	0	0.0193	0	0.0000	0	0.0000	0	1927
	Pavapuri Trading And Investment Company Ltd.	AAACP7400R	1	1000	0	0	1000	0.0100	1000	0	0	0.0100	0	0.0000	0	0.0000	0	1000
	Sub Total (A)[1]		25	6016970	0	0	6016970	60.1475	6016970	0	0	60.1475	0	0.0000	0	0.0000	0	6016970
2	Foreign																	
(a)	Individuals (Non-Resident Individuals / Foreign Individuals)		0	0	0	0	0	0.0000	0	0	0	0.0000	0	0.0000	0	0.0000	0	0
(b)	Government		0	0	0	0	0	0.0000	0	0	0	0.0000	0	0.0000	0	0.0000	0	0
(c)	Institutions		0	0	0	0	0	0.0000	0	0	0	0.0000	0	0.0000	0	0.0000	0	0
(d)	Foreign Portfolio Investor		0	0	0	0	0	0.0000	0	0	0	0.0000	0	0.0000	0	0.0000	0	0
(e)	Any Other (Specify)		0	0	0	0	0	0.0000	0	0	0	0.0000	0	0.0000	0	0.0000	0	0
	Sub Total (A)[2]		0	0	0	0	0	0.0000	0	0	0	0.0000	0	0.0000	0	0.0000	0	0
	Total Shareholding Of Promoter And Promoter Group (A)= (A)[1]+(A)[2]		25	6016970	0	0	6016970	60.1475	6016970	0	0	60.1475	0	0.0000	0	0.0000	0	6016970

Details of Shares which remain unclaimed may be given hear along with details such as number of shareholders, outstanding shares held in demat/unclaimed suspense account, voting rights which are frozen etc.

Note :

(1) PAN would not be displayed on website of Stock Exchange(s)

(2) The term 'Encumbrance' has the same meaning as assigned under regulation 28(3) of SEBI (Substantial Acquisition of Shares and Takeovers) Regulations, 2011.



Ganges Securities Limited

Table III - Statement showing shareholding pattern of the Public shareholder

	Category & Name of the shareholders (I)	PAN (II)	Nos. of shareholders (III)	No. of fully paid up equity shares held (IV)	Partly paid-up equity shares held (V)	No. of shares underlying Depository Receipts (VI)	Total nos. shares held (VII) = (IV)+(V)+(VI)	Shareholding % calculated as per SCRR, 1957 As a % of (A+B+C) (VIII) As a % of	Number of Voting Rights held In each class of securities			No. of Shares Underlying Outstanding convertible securities (including Warrants) (X)	Shareholding, as a % assuming full conversion of convertible securities (as a percentage of diluted share capital) (XI) =	Number of Locked In shares (XII)		Number of Shares pledged or otherwise encumbered (XIII)		Number of equity shares held in dematerialised form (XIV)	
									Class eq: X	No of Voting Rights				Total as a % of (A+B+C)	No. (a)	As a % of total Shares held (b)	No. (a)		As a % of total Shares held (b)
										Class eq: y	Total								
1	Institutions																		
(a)	Mutual Fund		1	736	0	0	736	0.0074	736	0	736	0.0074	0	0.0000	NA	NA	0		
(b)	Venture Capital Funds		0	0	0	0	0	0.0000	0	0	0	0.0000	0	0.0000	NA	NA	0		
(c)	Alternate Investment Funds		0	0	0	0	0	0.0000	0	0	0	0.0000	0	0.0000	NA	NA	0		
(d)	Foreign Venture Capital Investors		0	0	0	0	0	0.0000	0	0	0	0.0000	0	0.0000	NA	NA	0		
(e)	Foreign Portfolio Investor		0	0	0	0	0	0.0000	0	0	0	0.0000	0	0.0000	NA	NA	0		
(f)	Financial Institutions / Banks		2	278	0	0	278	0.0028	278	0	278	0.0028	0	0.0000	NA	NA	343654		
(g)	Insurance Companies		1	343654	0	0	343654	3.4353	343654	0	343654	3.4353	0	0.0000	NA	NA	343654		
	Life Insurance Corporation Of India	AAACLO582H	1	343654	0	0	343654	3.4353	343654	0	343654	3.4353	0	0.0000	NA	NA	343654		
(h)	Provident Funds/ Pension Funds		0	0	0	0	0	0.0000	0	0	0	0.0000	0	0.0000	NA	NA	0		
(i)	Any Other (Specify)		0	0	0	0	0	0.0000	0	0	0	0.0000	0	0.0000	NA	NA	0		
	Sub Total (B)(1)		4	344668	0	0	344668	3.4454	344668	0	344668	3.4454	0	0.0000	NA	NA	343654		
2	Central Government/ State Government(s)/ President of India																		
	Sub Total (B)(2)		0	0	0	0	0	0.0000	0	0	0	0.0000	0	0.0000	NA	NA	0		
3	Non-Institutions																		
(a)	Individuals			0	0														
	I. Individual shareholders holding nominal share capital up to Rs. 2 lakhs.		5146	1413579	0	0	1413579	14.1306	1413579	0	1413579	14.1306	0	0.0000	NA	NA	1346192		
	II. Individual shareholders holding nominal share capital in excess of Rs. 2 lakhs.		18	957611	0	0	957611	9.5726	957611	0	957611	9.5726	0	0.0000	NA	NA	934251		
	G Shankar	AAPP573D4A		125201	0	0	125201	1.2515	125201	0	125201	1.2515	0	0.0000	NA	NA	125201		
	Manu Gopaldas Chhabria	AACPC1492Q		178017	0	0	178017	1.7795	178017	0	178017	1.7795	0	0.0000	NA	NA	178017		
(b)	NBFCs registered with RBI		0	0	0	0	0	0.0000	0	0	0	0.0000	0	0.0000	NA	NA	0		
	Trust Employee		1	200	0	0	200	0.0020	200	0	200	0.0020	0	0.0000	NA	NA	200		
(d)	Overseas Depositories(holding DRs) (balancing figure)		0	0	0	0	0	0.0000	0	0	0	0.0000	0	0.0000	NA	NA	0		
(e)	Any Other (Specify)		407	1270659	0	0	1270659	12.7019	1270659	0	1270659	12.7019	0	0.0000	NA	NA	1250578		
	Trusts		2	621632	0	0	621632	6.2140	621632	0	621632	6.2140	0	0.0000	NA	NA	621632		
	Navejewan Medical Institute	AAATN2102N	1	621466	0	0	621466	6.2124	621466	0	621466	6.2124	0	0.0000	NA	NA	621466		
	Foreign Nationals		2	234	0	0	234	0.0023	234	0	234	0.0023	0	0.0000	NA	NA	0		
	Hindu Undivided Family		166	210289	0	0	210289	2.1021	210289	0	210289	2.1021	0	0.0000	NA	NA	210289		
	Non Resident Indians (Non Repat)		26	16544	0	0	16544	0.1654	16544	0	16544	0.1654	0	0.0000	NA	NA	16544		
	Non Resident Indians (Repat)		56	11521	0	0	11521	0.1152	11521	0	11521	0.1152	0	0.0000	NA	NA	11518		
	Clearing Member		13	20774	0	0	20774	0.2077	20774	0	20774	0.2077	0	0.0000	NA	NA	20774		
	Market Maker		1	438	0	0	438	0.0044	438	0	438	0.0044	0	0.0000	NA	NA	438		
	Bodies Corporate		141	389227	0	0	389227	3.8908	389227	0	389227	3.8908	0	0.0000	NA	NA	369383		
	Earthstone Holding (Two) Private Limited	AACCE1490K	1	122475	0	0	122475	1.2243	122475	0	122475	1.2243	0	0.0000	NA	NA	122475		
	Sub Total (B)(3)		5572	3642049	0	0	3642049	36.4071	3642049	0	3642049	36.4071	0	0.0000	NA	NA	3531221		
	Total Public Shareholding (B)= (B)(1)+(B)(2)+(B)(3)		5576	3986717	0	0	3986717	39.8525	3986717	0	3986717	39.8525	0	0.0000	NA	NA	3874875		

Details of the shareholders acting as persons in Concert including their Shareholding (No. and %):

No. of shareholders	No. of Shares



Ganges Securities Limited

Table IV - Statement showing shareholding pattern of the Non Promoter- Non Public shareholder

Category & Name of the shareholders	PAN	Nos. of shareholders	No. of fully paid up equity shares held	Partly paid-up equity shares held	No. of shares underlying Depository Receipts	Total nos. shares held	Shareholding % As a % of (A+B+C2)	Number of Voting Rights held in each class of securities			No. of Shares Underlying Outstanding convertible securities (including Warrants)	Shareholding, as a % assuming full conversion of convertible securities (as a percentage of diluted share capital)	Number of Locked in shares		Number of Shares pledged or otherwise encumbered		Number of equity shares held in dematerialised form	
								No of Voting Rights					Total as a % of (A+B+C)	No. (a)	As a % of total Shares held (b)	No. (a)		As a % of total Shares held (b)
								Class eg: X	Class eg: Y	Total								
(I)	(II)	(III)	(IV)	(V)	(VI)	(VII) =	(VIII) As a % of	(IX)	(X)	(XI) = (VII)+(X)	(XII)	(XIII)	(XIV)	(XV)				
1 Custodian/DR Holder		0	0	0	0	0	0.0000	0	0	0	0.0000	0	0.0000	0	0.0000	NA	NA	0
2 Employee Benefit Trust (under SEBI (Share based Employee Benefit) Regulations, 2014)		0	0	0	0	0	0.0000	0	0	0	0.0000	0	0.0000	0	0.0000	NA	NA	0
Total Non-Promoter- Non Public Shareholding (C)= (C1)+(C2)		0	0	0	0	0	0.0000	0	0	0	0.0000	0	0.0000	0	0.0000	NA	NA	0

Note :

- (1) PAN would not be displayed on website of Stock Exchange(s).
- (2) The above format needs to disclose name of all holders holding more than 1% of total number of shares
- (3) W.r.t. the information pertaining to Depository Receipts, the same may be disclosed in the respective columns to the extent information available and the balance to be disclosed as held by custodian.

GENERATED ON :21/10/2019 NSDL : 30/09/2019 CDSL :30/09/2019

