

HARGAON INVESTMENT & TRADING CO LTD
9/1, R N Mukherjee Road, (5th Floor), Kolkata 700 001
Ph : (033) 2243 0497/98, 2248 7068 ; Fax (033) 2248 6369
email : hargaoninvestment@birlasugar.com ; CIN: U67120WB1986PLC041679

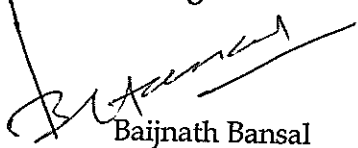
NOTICE

Notice is hereby given that the 33rd Annual General Meeting of Hargaon Investment & Trading Co Ltd will be held on Monday, 21st September, 2020 at 11.30 am at 9/1, R N Mukherjee Road, (5th Floor), Kolkata 700 001 to transact the following business:

AS ORDINARY BUSINESS:

1. To receive, consider and adopt the Audited Financial Statements for the year ended March 31, 2020 and the Reports of the Directors' and Auditor's thereon.
2. To declare dividend on the Equity Shares of the Company.
3. To appoint a Director in place of Mr. Ashok Kumar Daga (DIN: '03621528) who retires by rotation and being eligible, offers himself for re-appointment.

By order of the Board of Directors
For Hargaon Investment & Trading Co Ltd


Baijnath Bansal
Director
DIN:02780861

Place: Kolkata
Date: 24th June, 2020

Notes:

1. **A MEMBER ENTITLED TO ATTEND AND VOTE AT THE ANNUAL GENERAL MEETING (AGM) IS ENTITLED TO APPOINT A PROXY/ PROXIES TO ATTEND AND VOTE INSTEAD OF HIMSELF / HERSELF AND SUCH A PROXY/ PROXIES NEED NOT BE A MEMBER OF THE COMPANY.**

A person can act as proxy on behalf of members not exceeding fifty (50) and holding in the aggregate not more than ten percent (10%) of the total share capital of the Company carrying voting rights. A member holding more than ten percent (10%) of the total share capital of the Company carrying voting rights may appoint a single person as a proxy and such person shall not act as a proxy for any other person or shareholder.

2. The instrument of Proxy in order to be effective, should be deposited at the Registered Office of the Company, duly completed and signed, not less than 48 hours before the commencement of

3. Corporate members intending to send their authorised representatives to attend the Meeting are requested to send a certified copy of the Board Resolution to the Company authorising their representative to attend and vote on their behalf at the Meeting.
4. Particulars in respect of the directors seeking appointment/re-appointment at the AGM, forms part of the Notice
5. Members are requested to bring their attendance slip along with their copy of the Annual Report to the Meeting.

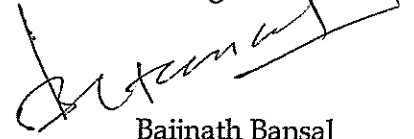
ANNEXURE TO NOTICE:

Particulars of Directors seeking appointment/re-appointment at the Annual General Meeting

Name	Ashok Kumar Daga	
Date of birth	04.10.1966	
Brief profile covering experience	<i>He holds a degree of B.Com Honors. He has vast experience in marketing and finance functions.</i>	
Date of appointment	21.02.2014	
Inter-se relationship	None	
Shareholding	Nil	
Other Directorships	Name of Company(ies)	Committee Memberships, if any with position
	<i>Sonali Commercial Ltd</i>	<ul style="list-style-type: none"> • Audit Committee, Member • Nomination Remuneration Committee, Member • Risk Management Committee- member • Asset Liability Management Committee-Member
	<i>Sidh Enterprises Ltd</i>	<ul style="list-style-type: none"> • Audit Committee, Member • Nomination Remuneration Committee, Member • Risk Management Committee- member • Asset Liability Management Committee-Member
	<i>Pavapuri Trading & Investment Co. Ltd.</i>	<ul style="list-style-type: none"> • Audit Committee, Member • Nomination Remuneration Committee, Member • Risk Management Committee- member • Asset Liability Management Committee-Member
	<i>Champaran Marketing Co Ltd</i>	<ul style="list-style-type: none"> • Audit Committee, Member • Nomination Remuneration Committee, Member • Risk Management Committee- member • Asset Liability Management Committee-Member
	<i>Shobhana Traders Ltd</i>	
	<i>Columnnea Ltd</i>	
	<i>Hargaon Investment & Trading</i>	• Audit Committee, Member

	<i>Co Ltd</i>	<ul style="list-style-type: none"> • Nomination Remuneration Committee, Member • Risk Management Committee- member • Asset Liability Management Committee- Member
	<i>RTM Properties Limited</i>	• Audit Committee, Member

By order of the Board of Directors
For Hargaon Investment & Trading Co Ltd



Baijnath Bansal
Director
DIN: 02780861

Place: Kolkata
Date: 24th June, 2020

HARGAON INVESTMENT & TRADING CO LTD

DIRECTORS' REPORT

To
The Shareholders,

Your Directors have pleasure in presenting their 33rd Annual Report on the performance of your Company along with the Audited Accounts of the Company for the year ended 31st March, 2020.

1. Financial Results

(Rs. In Lakhs)	
Particulars	
Profit Before Tax	256.82
Add: Balance as per last financial year	1884.40
Total	2141.22
Less:	
Tax Expense	28.84
Reserve Fund	45.60
Balance carried to Balance Sheet	2066.78

2. Dividend

Your Board has recommended a dividend of Rs. 6/- on Equity Shares for the financial year 2019-20 to the Members of your Company. The proposal is subject to the approval of the Members at the ensuing Annual General Meeting (AGM) of your Company scheduled to be held on 21st September, 2020.

3. Capital

During the year under review, there has been no change in the capital base of the Company which comprised of 30,45,727 fully paid Equity Shares of Rs. 10/- each.

4. State of Company's Affairs and Future Outlook

The performance of the Company depends upon a host of factors. Although the Company is continuously trying to overcome various market risks and other external factors involved in its progress, the performance of the Company has improved thereby resulting in improving the profit during the year.

5. Material Changes Affecting the Financial Position of the Company

No material changes and commitments affecting the financial position of the Company occurred between the end of the financial year to which this financial statement relate on the date of this report.

However, as per Direction 15 read with 3(vi) of the Master Direction - Non Banking Financial Company - Systematically Important Non Deposit taking Company and Deposit taking Company (Reserve Bank) Directions, 2016, NBFCs that are part of a Corporate Group or are floated by a common set of promoters shall not be viewed on standalone basis, the combined asset size of such Company along with other group Companies if exceeds Rs. 500 crore and the Company alongwith other Companies in the group shall qualify as a non-deposit taking Systemically Important Non-Banking

Financial Company ("NBFC-ND-SI"). Accordingly, the Directions applicable to such NBFC ND SI becomes applicable to the company .

6. Details of significant & material orders passed by the regulators or courts or tribunals

No significant & material order has been passed by regulator or court or tribunal against the Company.

7. Particulars of Loan, Guarantee and Investments under Section 186

As your Company is a Non- Banking Financial Company engaged in the business of financing of Companies / investment / acquisition of shares and securities, the provisions of Section 186 of the Companies Act, 2013 read with Rule 11 of the Company (meeting o Board and its powers) Rules 2014 as amended is not applicable to the Company.

8. Related Parties Transactions

There was no arrangement or contracts made with related parties as defined under Section 188 of the Companies Act, 2013 during the year under review.

9. Directors

In accordance with the provisions of the Companies Act, 2013, Mr. Ashok Kumar Daga retires from the Board by rotation and is eligible for re-appointment.

Other information on the Director retiring by rotation is provided in the Notice convening the Annual General Meeting.

10. Board Meetings

A calendar of Meetings is prepared and circulated in advance to the Directors. During the year under review 11 (Eleven) Board Meetings were convened. The intervening gap between the Meetings was within the period prescribed under the Companies Act, 2013. The details of the Board Meetings held during the F.Y. 2019-20 along with attendance of Directors is as follows:

Name of the Director	Whether attended the meetings held on										
	29.04.19	02.05.19	09.05.19	18.06.19	08.08.19	28.08.19	08.11.19	12.12.19	06.02.20	29.2.20	6.3.20
Mr. Ashok Kumar Daga	Yes	Yes	Yes	Yes	Yes	Yes	Yes	Yes	Yes	Yes	Yes
Mr. Bajinath Bansal	Yes	Yes	Yes	Yes	Yes	Yes	Yes	Yes	Yes	Yes	Yes
Mr. Mahesh Chandra Jhavar	Yes	Yes	Yes	Yes	Yes	Yes	Yes	Yes	Yes	Yes	Yes
Mr. Chhedi Lal Agarwal	No	No	Yes	Yes	No	No	Yes	No	No	Yes	No

11. Audit Committee

The Audit Committee was constituted by the Board at its meeting held on 28th September, 2018 pursuant to the provision of paragraph 68 of Master- Non Banking Financial Company - Systematically Important Non-Deposit taking Company and Deposit taking Company (Reserve Bank) Directions, 2016 . The Audit Committee comprises of Mr Ashok Kumar Daga, Mr Mahesh Chandra Jhawar and Mr Bajinath Bansal. The role and terms of reference of the Committee are in conformity with the provisions of Section 177 of the Companies Act, 2013 and rules made thereunder. The details of the Board Meetings held during the F.Y. 2019-20 along with attendance of Directors is as follows:

Name of the Director	Whether attended the meetings held on					
	02.05.19	09.05.19	08.08.19	08.11.19	06.02.20	06.03.20
Mr. Ashok Kumar Daga	Yes	Yes	Yes	Yes	Yes	Yes
Mr. Bajinath Bansal	Yes	Yes	Yes	Yes	Yes	Yes
Mr. Mahesh Chandra Jhawar	Yes	Yes	Yes	Yes	Yes	Yes

12. Nomination And Remuneration Committee

The Nomination and Remuneration Committee was constituted by the Board at its meeting held on 28th September, 2018 pursuant to the provision of paragraph 68 of Master- Non Banking Financial Company - Systematically Important Non-Deposit taking Company and Deposit taking Company (Reserve Bank) Directions, 2016 . The Nomination and Remuneration Committee comprises of Mr Ashok Kumar Daga, Mr Mahesh Chandra Jhawar and Mr Bajinath Bansal. The role and terms of reference of the Committee are in conformity with the provisions of Section 178 of the Companies Act, 2013 and rules made thereunder.

13. Asset Liability Management Committee

The Asset Liability Management Committee was constituted by the Board at its meeting held on 28th September, 2018 pursuant to the provision of paragraph 68 of Master- Non Banking Financial Company - Systematically Important Non-Deposit taking Company and Deposit taking Company (Reserve Bank) Directions, 2016 . The Asset Liability Management Committee comprises of Mr Ashok Kumar Daga, Mr Mahesh Chandra Jhawar and Mr Bajinath Bansal. The role and terms of reference of the Committee are in conformity with the requirements laid down in Master Direction - Non Banking Financial Company - Systematically Important Non Deposit taking Company and Deposit taking Company (Reserve Bank) Directions, 2016. During the year under review, one meeting was held on 9th May, 2019 which was attended by all the members of the Committee.

14. Risk Management Committee

The Risk Management Committee was constituted by the Board at its meeting held on 28th September, 2018 pursuant to the provision of paragraph 68 of Master- Non Banking Financial Company - Systematically Important Non-Deposit taking Company and Deposit taking Company (Reserve Bank) Directions, 2016 . The Risk Management Committee comprises of Mr Ashok Kumar Daga, Mr Mahesh Chandra Jhawar and Mr Bajinath Bansal. The role of the Committee is to manage the integrated risk. During the year under review, one meeting was held on 9th May, 2019 which was attended by all the members of the Committee.

15. Directors' Responsibility Statement

To the best of our knowledge and belief and according to the information and explanations obtained, your Directors make the following statements in terms of Section 134(3)(c) of the Companies Act, 2013 :

- a) that in the preparation of the annual accounts for the financial year ended 31st March, ~~2019 the applicable accounting standards had been followed along with proper~~ explanations relating to material departures; if any;
- b) that the Directors had selected such accounting policies and applied them consistently and made judgments and estimates that are reasonable and prudent so as to give a true and fair view of the state of affairs of the Company at the end of the financial year and of the profit of the Company for that period;
- c) that the Directors had taken proper and sufficient care for the maintenance of adequate accounting records in accordance with the provisions of this Act for safeguarding the assets of the Company and for preventing and detecting fraud and other irregularities;
- d) that the Directors had prepared the annual accounts on a going concern basis.
- e) that the Directors had laid out internal financial controls to be followed by the Company and that such internal financial controls are adequate and are operating effectively.
- f) that the Directors had devised proper systems to ensure compliance with the provisions of all applicable laws and that such systems are adequate and are operating effectively.

16. Statutory Auditors, Audit Qualifications And Board's Explanations

STATUTORY AUDITORS

M/s. B. L Rathi & Co., Chartered Accountants, Kolkata having Firm Registration No. 318113E was appointed as the Statutory Auditors of the Company for a period of five consecutive years from the conclusion of 30th Annual General Meeting of the Company till the conclusion of the 35th Annual General Meeting of the Company. They have confirmed that they are not disqualified from continuing as Auditors of the Company.

The Notes on financial statement referred to in the Auditors' Report are self-explanatory and do not call for any further comments. The Auditors' Report does not contain any qualification, reservation or adverse remark.

SECRETARIAL AUDITOR

Your Company is a material unlisted subsidiary of Palash Securities Limited (Listed Company) as per the definition prescribed under SEBI (Listing Obligations and Disclosure Requirements) Regulations, 2015. Accordingly, pursuant to the Regulation 24A of SEBI (Listing Obligations and Disclosure Requirements) Regulations, 2015 notified on 9th May, 2018, the Board appointed Messrs MR & Associates, Practising Company Secretaries to conduct the Secretarial Audit of the Company for the financial year 2019-20. The Secretarial Audit Report is annexed herewith as Annexure "B" and which is self explanatory and does not call for any further comments.

There has been no qualification, reservation, observation, disclaimer or adverse remark in the Secretarial Audit Report.

17. Public Deposits

The Company has not accepted any deposits from the public and as such there are no outstanding fixed deposits in terms of Companies (Acceptance of Deposit Rules) 2014.

18. Particulars of Employees

There was no employee in the Company who was in receipt of remuneration as required to be disclosed under section 197 read with Rule, 5 of the Companies (Appointment and Remuneration of Managerial Personnel) Rules, 2014.

19. Energy Conservation, Technology Absorption and Foreign Exchange Earning & Outgo

The provisions of Section 134(3)(m) of the Companies Act, 2013 do not apply to our Company. There was no foreign exchange inflow or outflow during the year under review.

20. Investors' Education and Protection Fund

The provisions pertaining to Investor Education and Protection Fund (Uploading of Information regarding unpaid and unclaimed amounts lying with Companies) Rules, 2012, are not applicable to your Company.

21. Disclosures under Sexual Harassment of Women at Workplace (Prevention, Prohibition & Redressal) Act 2013

No complaints were received under the Act, during the year under review.

22. Corporate Social Responsibility (CSR) Policy

The provisions of Section 135 of the Companies Act, 2013 relating to Corporate Social Responsibility is not applicable to the Company.

23. Internal Financial Control and Risk Management

The Company has in place adequate internal financial controls with reference to financial statements. During the year, such controls were tested and no reportable material weakness in the design or operation was observed. Your Company recognizes the importance of risk management, and has invested in people, process and technologies to effectively mitigate the same.

24. Details of Subsidiary, Joint Venture or Associates

The Company has one Subsidiary i.e Hargaon Properties Limited.

Pursuant to the provisions of Section 129(3) of the Companies Act, 2013 read with Rule 5 of the Companies (Accounts) Rules, 2014, the details containing salient features of the financial statement of subsidiary companies in Form AOC-1 forms part of this Report and marked as Annexure "A"

25. Extract of Annual Return

The details forming part of the extract of the Annual Return in form MGT 9 is annexed herewith as Annexure "C"


26. Acknowledgement

Your Directors wish to place on record their appreciation for the services rendered to the Company by its employees. Your Directors also wish to express their sincere thanks to and the Bankers and other stakeholders for their continued support.

For and on behalf of the Board of Directors

A.K. Daga

Ashok Kumar Daga
Director
DIN - 03621528



Bajnath Bansal
Director
DIN - 02780861

Kolkata
Dated: 24th June, 2020

Form AOC-1

(Pursuant to first proviso to sub-section (3) of Section 129 read with Rule 5 of Companies
(Accounts) Rules, 2014)

**Statement containing salient features of the financial statement of subsidiaries/associate
companies/joint ventures**

Part "A": Subsidiaries

(Rs. In Lakhs)

Name of the subsidiary	Hargaon Properties Limited
Financial Year ending on	31-03-2020
The date since when subsidiary was acquired	18-11-2003
Reporting currency	Indian Rupee
Exchange rate as on the last date of the relevant Financial year in the case of foreign subsidiaries	-
Share capital	49.99
Reserves & surplus	(2.21)
Total assets	47.89
Total Liabilities	47.89
Investments	-
Turnover	-
Profit/(Loss) before taxation	(0.84)
Provision for taxation	-
Profit/(Loss) after taxation	(0.85)
Proposed Dividend	NIL
Extent of shareholding (In percentage)	56%

Part "B": Associates and Joint Ventures

Statement pursuant to Section 129 (3) of the Companies Act, 2013 related to Associate Companies and Joint Ventures


The Company has no Associates/Joint Ventures

For and on behalf of the Board of Directors

Kolkata
Dated: 24th June, 2020

Ashok Kumar Daga
Director
DIN - 03621528

Baijnath Bansal
Director
DIN - 02780861



ARUN KUMAR MAITRA & CO.

Practicing Company Secretary

6/1, Merlin Park,

Kolkata-700019

UIN-. S201 5WB348900

Ph. No.- 8420597634

E-mail:akmaitra83@gmail.com

Form No. MR - 3

SECRETARIAL AUDIT REPORT
FOR THE FINANCIAL YEAR ENDED 31ST MARCH, 2020
[Pursuant to Regulation 24A of SEBI (LODR) Regulations, 2015]


To,
The Members,
HARGAON INVESTMENT & TRADING CO LTD.
9/1 R N Mukherjee Road,
Kolkata- 700001

I have conducted the secretarial audit of the compliance of applicable statutory provisions and the adherence to good corporate practices by **HARGAON INVESTMENT & TRADING COLTD.** (CIN:U67120WB1986PLC041679) (hereinafter called the company). Secretarial Audit was conducted in a manner that provided me a reasonable basis for evaluating the corporate conducts/statutory compliances and expressing my opinion thereon.

Based on my verification of the Company's books, papers, minute books, forms and returns filed and other records maintained by the Company (as specified in Annexure- A1, hereinafter referred to as "Books and Papers") and also the information provided by the Company, its officers, agents and authorized representatives during the conduct of secretarial audit, I hereby report that in my opinion, the Company has, during the audit period covering the financial year ended on March 31, 2020, complied with the statutory provisions listed hereunder and also that the Company has proper board-processes and compliance-mechanism in place to the extent, in the manner and subject to the reporting made hereinafter:

I have examined the Books and Papers maintained by the Company for the Audit Period according to the provisions of:

1. The Companies Act, 2013 ("the Act") and the rules made thereunder;
2. The Securities Contracts (Regulation) Act, 1956 ("SCRA") and the rules made thereunder;
3. The Depositories Act, 1996 and the regulations and bye-laws framed thereunder;
4. Foreign Exchange Management Act, 1999 and the rules and regulations made thereunder to the extent of Overseas Direct Investment and External Commercial Borrowings;



ARUN KUMAR MAITRA & CO.

Practicing Company Secretary

6/1, Merlin Park,

Kolkata-700019


UIN-. S201 5WB348900

Ph. No.- 8420597634

E-mail:akmaitra83@gmail.com

5. The Company being an unlisted public company the following Regulations and Guidelines prescribed under the Securities and Exchange Board of India Act, 1992 ("SEBI Act") are not applicable:
 - a. The Securities and Exchange Board of India (Substantial Acquisition of Shares and Takeovers) Regulations, 2011;
 - b. SEBI (Prohibition of Insider Trading) Regulations, 2015;
 - c. The Securities and Exchange Board of India (Registrars to an Issue and Share Transfer Agents) Regulations, 1993 regarding the Companies Act and dealing with client;
 - d. The Securities and Exchange Board of India (Depositories and Participants) Regulations, 1996 and rules made thereunder;
 - e. The Securities and Exchange Board of India (Listing Obligations and Disclosure Requirements) Regulations, 2015 ("Listing Regulations");
 - f. The Securities and Exchange Board of India (Issue of Capital & Disclosure Requirement) Regulations, 2009;
 - g. The Securities and Exchange Board of India (Delisting of Equity Shares) Regulations, 2009;
 - h. The Securities and Exchange Board of India (Buy back of Securities) Regulations, 1998;
 - i. The Securities and Exchange Board of India (Share based Employee Benefits) Regulations, 2014;
 - j. The Securities and Exchange Board of India (Issue and Listing of Debt Securities) Regulations, 2008.
6. Laws specifically applicable to the industry to which the Company belongs, as identified by the management, that is to say:
 - a. Legal Metrology Act, 2009;
 - b. The Food Safety and Standards Act, 2006;
 - c. The Sexual Harassment of Women at Workplace (Prevention, Prohibition and Redressal) Act, 2013;
 - d. all other Labour, Employee and Trade Laws to the extent applicable to the Company.
7. I have also examined compliance with the applicable clauses of the Secretarial Standards 1 and 2 as issued by the Institute of Company Secretaries of India.

During the Audit period, the Company has complied with the provisions of the Act, Rules, Regulations, Guidelines etc. mentioned above.



ARUN KUMAR MAITRA & CO.

Practicing Company Secretary

6/1, Merlin Park,

Kolkata-700019

UIN-. S201 5WB348900

Ph. No.- 8420597634

E-mail:akmaitra83@gmail.com

Management Responsibility:

1. Maintenance of secretarial record is the responsibility of the management of the Company. My responsibility is to express an opinion on these secretarial records based on my audit;
2. I have followed the audit practices and the processes as were appropriate to obtain reasonable assurance about the correctness of the contents of the secretarial records. The verification was done on test basis to ensure that correct facts are reflected in secretarial records. I believe that the processes and practices, I followed provide a reasonable basis for my opinion;
3. I have not verified the correctness and appropriateness of financial records and Books of Accounts of the Company or examined any books, information or statements other than Books and Papers;
4. Wherever required, I have obtained the Management Representation about the compliance of laws, rules and regulation and happening of events etc;
5. The compliance of the provisions of Corporate and other applicable laws, rules, regulations, standards is the responsibility of management. My examination was limited to the verification of procedure on test basis;
6. The Secretarial Audit report is neither an assurance as to the future viability of the Company nor of the efficacy or effectiveness with which the management has conducted the affairs of the Company.


I further report that:

The Board of Directors of the Company is duly constituted with proper balance of Executive Directors and Non-Executive Directors.

Adequate notice is given to all directors to schedule the Board Meetings, agenda and detailed notes on agenda were sent at least seven days in advance, and a system exists for seeking and obtaining further information and clarifications on the agenda items before the meeting and for meaningful participation at the meeting.

Resolutions have been approved by majority while the dissenting members' views, if any, are captured and recorded as part of the minutes.

I further report that there are adequate systems and processes in the Company commensurate with the size and operations of the Company to monitor and ensure compliance with applicable laws, rules, regulations and guidelines.



ARUN KUMAR MAITRA & CO.

Practicing Company Secretary

6/1, Merlin Park,

Kolkata-700019

UIN-. S201 5WB348900

Ph. No.- 8420597634

E-mail:akmaitra83@gmail.com

I further report that during the Audit Period, the Company has not incurred any specific event/ action that can have a major bearing on the company's affairs in pursuance of the above referred laws, rules, regulations, guidelines, standards, etc.

Place: Kolkata

Date: 24.06.2020

For Arun Kumar Maitra & Co.

Practising Company Secretary


Arun Kumar Maitra


Proprietor

ACS: 3010

C.P. No.: 14490

UDIN No: A003010B000371950





ARUN KUMAR MAITRA & CO.

Practicing Company Secretary

6/1, Merlin Park,

Kolkata-700019

UIN-. S201 5WB348900

Ph. No.- 8420597634

E-mail:akmaitra83@gmail.com

List of Documents

1. Corporate Matters

1.1 Minutes books of the following Meetings were provided:

1.1.1 Board Meeting

1.1.2 General Meeting

1.1.3 Audit Committee

1.1.4 Nomination and Remuneration Committee

1.1.5 Asset-Liability Management Committee

1.1.6 Risk Management Committee

1.2 Annual Report (2018-19);

1.3 Memorandum and Articles of Association;

1.4 Disclosures under the Act, 2013;

1.5 Policies framed under the Act, 2013;

1.6 Forms and returns filed with the ROC and RBI;

1.7 Registers maintained under Act, 2013;

Form No. MGT-9
EXTRACT OF ANNUAL RETURN
as on the financial year ended on 31st March, 2020
[Pursuant to Section 92(3) of the Companies Act, 2013 and rule 12(1) of the Companies
(Management and Administration) Rules, 2014]

I. REGISTRATION AND OTHER DETAILS	
CIN	U67120WB1986PLC041679
Registration Date	26-12-1986
Name of the Company	HARGAON INVESTMENT AND TRADING CO LTD
Category / Sub-Category of the Company	Company limited by shares, Indian Non-Government Company
Address of the Registered office and contact details	9/1 R N Mukherjee Road, Kolkata 700 001 Tel No : 033 2243 0497
Whether listed company Yes / No	No
Name, Address and Contact details of Registrar and Transfer Agent, if any	Maheshwari Datamatics Pvt Ltd 23 R N Mukherjee Road 5th Floor Kolkata-700001

II. PRINCIPAL BUSINESS ACTIVITIES OF THE COMPANY

All the business activities contributing 10 % or more of the total turnover of the company shall be stated:-

Sl. No.	Name and Description of main products / services	NIC Code of the Product/ service	% to total turnover of the company
1	Non Banking Finance Company	649	100 %

III. PARTICULARS OF HOLDING, SUBSIDIARY AND ASSOCIATE COMPANIES -

Sl No	Name and Address of the Company	CIN/GLN	Holding/ Subsidiary/ Associate	% of shares held	Applicable Section
1	Palash Securities Limited	L74120UP2015PLC069675	Holding	100 %	2(46)

2	Hargaon Properties Limited	U70101WB2003PLC097280	Subsidiary	55.56 %	2(87)(ii)

IV. SHAREHOLDING PATTERN (Equity Share Capital Breakup as percentage of Total Equity)

i) Category-wise Shareholding

Category of Shareholders	No. of Shares held at the beginning of the year				No. of Shares at the end of the year			% change during the year	
	Demat	Physical	Total	% of Total Shares	Demat	Physical	Total	% of Total Shares	% change during the year
Promoter and Promoter Group									
Indian									
Individuals/Hindu Undivided Family@	-	6	6	0.01	-	6	6	0.01	-
Central Government/State Government(s)	-	-	-	-	-	-	-	-	-
Bodies Corporate	-	30,45,721	30,45,721	99.99	-	30,45,721	30,45,721	99.99	-
Financial Institutions/Banks	-	-	-	-	-	-	-	-	-
Any Other (Total) @	-	-	-	-	-	-	-	-	-
Sub-Total (A)(1)	-	30,45,727	30,45,727	100.00	-	30,45,727	30,45,727	100.00	-
Foreign									
Individuals (Non-Resident Individuals/Foreign Individuals)	-	-	-	-	-	-	-	-	-
Bodies Corporate	-	-	-	-	-	-	-	-	-
Institutions	-	-	-	-	-	-	-	-	-
Qualified Foreign Investor	-	-	-	-	-	-	-	-	-
Any Other (Total)	-	-	-	-	-	-	-	-	-
Sub-Total (A)(2)	-	-	-	-	-	-	-	-	-
Total Shareholding of	-		30,45,727	100.00	-			100.00	-

Non Resident Indians (Repat)	-	-	-	-	-	-	-	-	-
Office Bearers	-	-	-	-	-	-	-	-	-
Trust	-	-	-	-	-	-	-	-	-
Sub-Total (B)(2)	-	-	-	-	-	-	-	-	-
Total Public Shareholding (B)= (B)(1)+(B)(2)	-	-	-	-	-	-	-	-	-
TOTAL (A)+(B)	-	30,45,727	30,45,727	100.00	-	30,45,727	30,45,727	100.00	-
Shares held by Custodians and against which Depository Receipts have been issued	-	-	-	-	-	-	-	-	-
Promoter and Promoter Group	-	-	-	-	-	-	-	-	-
Public	-	-	-	-	-	-	-	-	-
GRAND TOTAL (A)+(B)+(C)	-	30,45,727	30,45,727	100.00	-	30,45,727	30,45,727	100.00	-

@Nominees Shareholders of Holding Company

ii) Shareholding of Promoters

Shareholders Name	Shareholding at the beginning of the year			Shareholding at the end of the year			% change in shareholding during the year
	No of Shares	% of total shares of the Company	% of shares pledged/encumbered to total shares	No of Shares	% of total shares of the Company	% of shares pledged/encumbered to total shares	
Palash Securities Limited	3045721	100.00	-	3045721	100	-	-
Kailash Chand Gupta#	1	0.00	-	1	0.00	-	-
Santosh Kumar Poddar#	1	0.00	-	1	0.00	-	-
Ashok Kumar Daga#	1	0.00	-	1	0.00	-	-
Dilip Patodia#	1	0.00	-	1	0.00	-	-
Neelesh Jain#	1	0.00	-	1	0.00	-	-
Subramanian Sathyamurthy#	1	0.00	-	1	0.00	-	-

#Nominee Shareholders of Holding Company

-iii) Change in Promoters' Shareholding

Shareholding at the beginning of the year			Cumulative Shareholding during the year	
	No of Shares	% of total shares of the Company	No of Shares	% of total shares of the Company
At the beginning of the year			No change during the year	
Changes during the year			No change during the year	
At the end of the year			No change during the year	

(iv) Shareholding Pattern of top ten Shareholders (other than Directors, Promoters and Holders of GDRs and ADRs):

	For Each of the Top Ten Shareholders	Shareholding at the beginning of the year		Shareholding at the end of the year	
		No of Shares	% of total shares of the Company	No of Shares	% of total shares of the Company
1		NOT APPLICABLE			

(v) Shareholding of Directors and Key Managerial Personnel:

For Each of the Directors and KMP	Shareholding at the beginning of the year		Cumulative Shareholding during the year	
	No of Shares	% of total shares of the Company	No of Shares	% of total shares of the Company
Mr. Ashok Kumar Daga #				
At the beginning of the year	1	-	-	-
Changes during the year	-	-	1	-
At the end of the year	-	-	1	-

#Nominee shareholders on behalf of the Holding Company

V. INDEBTEDNESS

Indebtedness of the Company including interest outstanding/accrued but not due for payment

	Secured Loans excluding deposits	Unsecured Loans	Deposits	(in Rs.) Total Indebtedness
Indebtedness at the beginning of the financial year				
i) Principal Amount	-	-	-	-
ii) Interest due but not paid	-	-	-	-
iii) Interest accrued but not due	-	-	-	-
Total (i+ii+iii)	-	-	-	-
Change in Indebtedness during the financial year				
Additions	-	-	-	-
Reduction	-	-	-	-
Net Change	-	-	-	-
Indebtedness at the end of the financial year				
i) Principal Amount	-	-	-	-
ii) Interest due but not paid	-	-	-	-
iii) Interest accrued but not due	-	-	-	-
Total (i+ii+iii)	-	-	-	-

VI. REMUNERATION OF DIRECTORS AND KEY MANAGERIAL PERSONNEL

A. Remuneration to Managing Director, Whole-time Directors and/or Manager:

Sl No.	Particulars of Remuneration	Total Amount (Rs. in Lacs)
1	Gross salary	
	(a) Salary as per provisions contained in section 17(1) of the Income-tax Act, 1961	
	(b) Value of perquisites u/s 17(2) Income-tax Act, 1961	
	(c) Profits in lieu of salary under section 17(3) Income-tax Act, 1961	
2	Stock Options	
3	Sweat Equity	
4	Commission	
	- As % of profit	
	- As others specify	
5	Others please specify	
	Total (A)	NIL

B. Remuneration to other Directors:

1. Independent Directors

Sl No.	Particulars of Remuneration	Total Amount (Rs. in Lacs)
1	Fee for attending Board/Committee Meetings	
2	Commission	
	Others, please specify	
	Total B (1)	NIL

2. Other Non-Executive Directors

Sl No.	Particulars of Remuneration	Name of Director				Total Amount (Rs. in Lacs)
		Mr Mahesh Chand Jhawar	Mr Baijnath Bansal	Mr Ashok Kumar Daga	Mr. Chhedi Lal Agarwal	
1	Fee for attending Board/Committee Meetings					
2	Commission					
	Others, please specify					
	Total B (2)					
	Total (B) = (B)(1)+(B)(2)	NIL	NIL	NIL	NIL	NIL

C. Remuneration to Key Managerial Personnel other than MD/Manager/WTD

Sl No.	Particulars of Remuneration	Total Amount (Rs. in Lacs)
1	Gross salary	
	(a) Salary as per provisions contained in section 17(1) of the Income-tax Act, 1961	
	(b) Value of perquisites u/s 17(2) Income-tax Act, 1961	
	(c) Profits in lieu of salary under section 17(3) Income-tax Act, 1961	
2	Stock Options	
3	Sweat Equity	
4	Commission	
	- As % of profit	
	- As others specify	
5	Others please specify	
	Total (A)	
		NIL


VII. PENALTIES / PUNISHMENT/ COMPOUNDING OF OFFENCES:

Type	Section of the Companies Act	Brief Description	Details of Penalty / Punishment/ Compounding fees imposed	Authority[RD / NCLT/ COURT]	Appeal made, if any(give Details)
A. COMPANY					
Penalty			None		
Punishment					
Compounding					
B. DIRECTORS					
Penalty			None		
Punishment					
Compounding					
C. OTHER OFFICERS IN DEFAULT					
Penalty			None		
Punishment					
Compounding					

For and on behalf of the Board of Directors

A.K. Daga

Ashok Kumar Daga
Director
DIN - 03621528



Baijnath Bansal
Director
DIN - 02780861

Kolkata

Dated: 24th June, 2020



B. L. Rathi & Co.
Chartered Accountants

B. L. RATHI, B. Com (Hons.), FCA, DISA, (ICAI)
9, INDIA EXCHANGE PLACE, 4TH FLOOR
ROOM NO. 4/4, KOLKATA-700 001 (W.B.)
Phone : (033) 2242 4066, Mob : 9831030153
E-mail : bhan0469@gmail.com

Independent Auditor's Report

To the Members of
HARGAON INVESTMENT & TRADING COMPANY LIMITED

Report on the standalone Financial Statements

Opinion

We have audited the accompanying Standalone Ind AS Financial Statements of **Hargaon Investment & Trading Company Limited** (" the Company") which comprise the Balance Sheet as at March 31, 2020, the Statement of Profit and Loss (including other comprehensive income) , the cash flow statement and the statement of Changes in Equity for the year then ended, and notes to the financial statements, including a summary of significant accounting policies and other explanatory information.

In our opinion and to the best of our information and according to the explanations given to us, the aforesaid standalone financial statements give the information required by the Act in the manner so required and give a true and fair view in conformity with the Indian Accounting Standards prescribed under section 133 of the Act read with Companies Indian Accounting Standard Rules 2015, as amended ("IND AS") and other accounting principles generally accepted in India of the state of affairs of the Company as at March 31, 2020, the profit and total comprehensive income, its cash flows and the statement of changes in equity for the year ended on that date.

Basis for Opinion

We conducted our audit in accordance with the Standards on Auditing (SAs) specified under section 143(10) of the Companies Act, 2013. Our responsibilities under those Standards are further described in the Auditor's Responsibilities for the Audit of the Standalone Financial Statements section of our report. We are independent of the Company in accordance with the Code of Ethics issued by the Institute of Chartered Accountants of India together with the ethical requirements that are relevant to our audit of the financial statements under the provisions of the Companies Act, 2013 and the Rules thereunder, and we have fulfilled our other ethical responsibilities in accordance with these requirements and the Code of Ethics. We believe that the audit evidence we have obtained is sufficient and appropriate to provide a basis for our audit opinion on the Standalone Financial Statements.

Key Audit Matters

Key audit matters are those matters that, in our professional judgment, were of most significance in our audit of the standalone financial statements of the current financial year. These matters were addressed in



the context of our audit of the financial statements as a whole, and in forming our opinion thereon, and we do not provide a separate opinion on these matters.

This section of auditor's report is intended to describe the matters communicated with those charged with governance that the auditor has determined, in the auditor's professional judgement, were of most significance in the audit of the financial statements and the auditor has determined that there are no matters to report.

Information other than the Financial Statements and Auditor's Report Thereon

The company's Board of Directors is responsible for the other information. The other information comprises the information included in the Annual Report, for example, Board of Director's Report, Report on Corporate Governance, Management Discussion & Analysis and Shareholder information, etc., but does not include the financial statements and our auditor's report thereon.

Our opinion on the standalone financial statements does not cover the other information and we do not express any form of assurance conclusion thereon.

In connection with our audit of standalone financial statements, our responsibility is to read the other information and, in doing so, consider whether the other information is materially inconsistent with the standalone financial statements or our knowledge obtained during the course of our audit or otherwise appears to be materially misstated. If, based on the work we have performed, we conclude that there is a material misstatement of this other information, we are required to report that fact. We have nothing to report in this regard.

Responsibility of Management for the Standalone Financial Statements

The Company's Board of Directors is responsible for the matters stated in section 134(5) of the Companies Act, 2013 ("the Act") with respect to the preparation of these standalone financial statements that give a true and fair view of the financial position, financial performance, including other comprehensive income, cash flows and changes in equity of the Company in accordance with the accounting principles generally accepted in India, including the applicable Indian Accounting Standards (IND AS) specified under section 133 of the Act read with the Companies (Indian Accounting Standards) Rules, 2015, as amended. This responsibility also includes maintenance of adequate accounting records in accordance with the provisions of the Act for safeguarding of the assets of the Company and for preventing and detecting frauds and other irregularities; selection and application of appropriate implementation and maintenance of accounting policies; making judgments and estimates that are reasonable and prudent; and design, implementation and maintenance of adequate internal financial controls, that were operating effectively for ensuring the accuracy and completeness of the accounting records, relevant to the preparation and presentation of the financial statement that give a true and fair view and are free from material misstatement, whether due to fraud or error.

In preparing the standalone financial statements, management is responsible for assessing the Company's ability to continue as a going concern, disclosing, as applicable, matters related to going concern and using the going concern basis of accounting unless management either intends to liquidate the Company or to cease operations, or has no realistic alternative but to do so.



Those Board of Directors are also responsible for overseeing the company's financial reporting process.

Auditor's Responsibility for the Audit of the Financial Statements

Our objectives are to obtain reasonable assurance about whether the standalone financial statements as a whole are free from material misstatement, whether due to fraud or error, and to issue an auditor's report that includes our opinion. Reasonable assurance is a high level of assurance, but is not a guarantee that an audit conducted in accordance with SAs will always detect a material misstatement when it exists. Misstatements can arise from fraud or error and are considered material if, individually or in the aggregate, they could reasonably be expected to influence the economic decisions of users taken on the basis of these standalone financial statements.

As part of an audit in accordance with SAs, we exercise professional judgment and maintain professional skepticism throughout the audit. We also:

- Identify and assess the risks of material misstatement of the standalone financial statements, whether due to fraud or error, design and perform audit procedures responsive to those risks, and obtain audit evidence that is sufficient and appropriate to provide a basis for our opinion. The risk of not detecting a material misstatement resulting from fraud is higher than for one resulting from error, as fraud may involve collusion, forgery, intentional omissions, misrepresentations, or the override of internal control.
- Obtain an understanding of internal controls relevant to the audit in order to design audit procedures that are appropriate in the circumstances, but not for the purpose of expressing an opinion on whether the Company has in place an adequate internal financial controls system over financial reporting and the operating effectiveness of such controls.
- Evaluate the appropriateness of accounting policies used and the reasonableness of accounting estimates and related disclosures made by management.
- Conclude on the appropriateness of management's use of the going concern basis of accounting and, based on the audit evidence obtained, whether a material uncertainty exists related to events or conditions that may cast significant doubt on the ability of the company to continue as a going concern. If we conclude that a material uncertainty exists, we are required to draw attention in our auditor's report to the related disclosures in the Standalone financial statements or, if such disclosures are inadequate, to modify our opinion. Our conclusions are based on the audit evidence obtained up to the date of our auditor's report. However, future events or conditions may cause the Company to cease to continue as a going concern.
- Evaluate the overall presentation, structure and content of the Standalone financial statements, including the disclosures, and whether the Standalone financial statements represent the underlying transactions and events in a manner that achieves fair presentation.

We communicate with those charged with governance regarding, among other matters, the planned scope and timing of the audit and significant audit findings, including any significant deficiencies in internal control that we identify during our audit.



We also provide those charged with governance with a statement that we have complied with relevant ethical requirements regarding independence, and to communicate with them all relationships and other matters that may reasonably be thought to bear on our independence, and where applicable, related safeguards.

From the matters communicated with those charged with governance, we determine those matters that were of most significance in the audit of the Standalone financial statements of the current period and are therefore the key audit matters. We describe these matters in our auditor's report unless law or regulation precludes public disclosure about the matter or when, in extremely rare circumstances, we determine that a matter should not be communicated in our report because the adverse consequences of doing so would reasonably be expected to outweigh the public interest benefits of such communication.

Report on Other Legal and Regulatory Requirements


1. As required by the Companies (Auditor's Report) Order, 2016 ("the Order"), issued by the Central Government of India in terms of sub-section (11) of section 143 of the Companies Act, 2013, we give in "Annexure A" a statement on the matters specified in paragraphs 3 and 4 of the Order, to the extent applicable.
2. As required by Section 143(3) of the Act, we report that:
 - a. We have sought and obtained all the information and explanations which to the best of our knowledge and belief were necessary for the purposes of our audit.
 - b. In our opinion, proper books of account as required by law have been kept by the Company so far as it appears from our examination of those books.
 - c. The Balance Sheet, the Statement of Profit and Loss including Other Comprehensive Income, the Statement of Cash Flows and the Statement of Changes in Equity dealt with by this Report are in agreement with the books of account.
 - d. In our opinion, the aforesaid standalone financial statements comply with the Accounting Standards specified under Section 133 of the Act, read with Rule 7 of the Companies (Accounts) Rules, 2014.
 - e. On the basis of the written representations received from the directors as on 31st March, 2020 taken on record by the Board of Directors, none of the directors is disqualified as on 31st March, 2020 from being appointed as a director in terms of Section 164 (2) of the Act.
 - f. With respect to the adequacy of the internal financial controls over financial reporting of the Company and the operating effectiveness of such controls, refer to our separate Report in "Annexure B".
 - g. With respect to the other matters to be included in the Auditor's Report in accordance with Rule 11 of the Companies (Audit and Auditors) Rules, 2014, in our opinion and to the best of our information and according to the explanations given to us:



- i. The Company does not have any pending litigations which would impact its financial position.
 - ii. The Company did not have any long-term contracts including derivative contracts for which there were any material foreseeable losses.
 - iii. There were no amounts which were required to be transferred to the Investor Education and Protection Fund by the Company
3. With respect to the matters to be included in the Auditor's Report in accordance with the requirements of section 197(16) of the Act, as amended:

In our opinion and to the best of our information and according to the explanation given to us, no remuneration paid by the company to its directors during the year

For B.L. RATHI & CO.
Chartered Accountants



(B.L. RATHI)
Proprietor
FRN: 318113E
Membership No. 053795

Kolkata , 24/06/2020
UDIN: 20053795AAAAAH5861



"ANNEXURE A" TO THE INDEPENDENT AUDITOR'S REPORT

(Referred to in paragraph 1 under the heading, "Report on Other Legal & Regulatory Requirements" of our report on even date)


1. a) The Company is maintaining proper records showing full particulars including quantitative details and situation of fixed assets.

b) As informed to us, the Fixed Assets are physically verified by the management at reasonable intervals during the year. No material discrepancies were noticed on such verification.


c) The title deeds of immovable properties , as disclosed in Note No. 10 on Property Plant & Equipment, to the standalone financial statement, are held in the name of the company.
2. The company has no manufacturing and/or trading activities and as such the question of having any stock and maintenance of records in respect thereof and physical verification of inventory does not arise and hence this clause is not applicable to the company.
3. a) The company has granted unsecured loans to parties covered in the register maintained under section 189 of the Act. According to the information and explanation given to us and the records produced to us, the terms and conditions of the grant of such loan are not prejudicial to the interest of the company.

b) The schedule of repayment of principal and payment of interest has been stipulated and repayments or receipts of principal amounts and interest have been regular as per stipulations

c) There are no amounts of loan granted to such parties covered in the register maintained under section 189 of the Act, which are overdue for more than ninety days.
4. In our opinion and according to the information and explanations given to us, the company has complied with the provision of section 185 and 186 of the Companies Act , 2013 in respect of grant of loans ,making investments and providing guarantees and securities, as applicable.
5. According to information and explanations given to us, the Company has not accepted any deposits from the public within the meaning of the directives issued by the Reserve Bank of India, provisions of section 73 to 76 of the Act, any other relevant provisions of the Act and the relevant rules framed thereunder. Accordingly, the provisions of clause 3(v) of the Order are not applicable to the Company.
6. In our opinion and according to the information and explanations given to us, maintenance of cost records has not been prescribed by the Central Government under section 148(1) of the Companies Act, 2013 hence the clause (vi) is not applicable to the Company.




7. According to the information and explanations given to us ,in respect of statutory dues:
- a) The Company is regular in depositing the statutory dues such as Provident Fund, Employees' State Insurance, Income tax, Sales tax, Wealth tax, Service tax, Customs duty and Excise duty, Cess & any other statutory dues with the appropriate authorities.
 - b) There were no undisputed amount payable in respect of statutory dues such as Provident Fund, Employees' State Insurance, Income tax, Sales tax, Wealth tax, Service tax, Customs duty and Excise duty, Cess were outstanding as at the year end for a period of more than six months from the date they become payable.
8. Based on our audit procedures and on the information and explanations given by the management, we are of the opinion that the Company has not defaulted in repayment of dues to a financial institution, bank or debenture holders.
9. Based upon the audit procedures performed, the company has not raised moneys by way of initial public offer or further public offer. In our opinion and as per the information and explanations given by the management, the funds raised through debt instruments and term loans have been applied for the purpose for which they were raised.
10. During the course of our examination of the books and records of the company, carried out in accordance with the generally accepted auditing practice in India, and according to the information and explanation given to us, we have neither come across any instance of material fraud by the company or on the company by its officers or employees, noticed or reported during the year.
11. The company has no Whole Time Director or manager in the financial year. Hence this clause is not applicable to the company.
12. In our opinion, the Company is not a nidhi Company. Accordingly the provisions of Clauses 3 (xii) of the Order are not applicable.
13. As per information and explanation given to us and on the basis of our examination of the records of the Company, all the transaction with related parties are in compliance with section 177 and 188 of Companies Act, 2013 and all the details have been disclosed in Standalone Financial Statements as required by the applicable Indian Accounting Standards.
14. According to the information and explanations given to us and on the basis of our examination of the records, the Company has not made any preferential allotment or private placement or not issued any fully or partly convertible debenture during the year under review. Accordingly the provisions of paragraph 3(xiv) of the Order are not applicable.
15. According to the information and explanations given to us and on the basis of our examination of the records, Company has not entered into any non-cash transactions with any director or any person connected with him. Accordingly the provisions of Clauses 3(xv) of the Order are not applicable to the Company.



16. The Company is a Non-Banking Financial Company and is required to be registered under section 45-IA of the Reserve Bank of India Act, 1934. The company has obtained the registration.

For B.L. RATHI & CO.
Chartered Accountants



(B.L. RATHI)
Proprietor
FRN: 318113E
Membership No. 053795

Kolkata , 24/06/2020
UDIN: 20053795AAAAAH5861



"ANNEXURE B" TO THE INDEPENDENT AUDITOR'S REPORT

(Referred to in paragraph 2(f) under the heading "Report on Other Legal and Regulatory Requirements" of our report of even date)

Report on the Internal Financial Controls under Clause (i) of Sub-section 3 of Section 143 of the Companies Act, 2013 ("the Act")

Opinion

We have audited the internal financial controls over financial reporting of the Company as of 31st March, 2020 in conjunction with our audit of the Standalone Financial Statements of the company for the year ended on that date.

In our opinion, the Company has, in all material respects, an adequate internal financial controls system over financial reporting and such internal financial controls over financial reporting were operating effectively as at 31st March, 2020, based on the internal control over financial reporting criteria established by the Company considering the essential components of internal control stated in the Guidance Note on Audit of Internal Financial Controls Over Financial Reporting issued by the Institute of Chartered Accountants of India.

Management's Responsibility for Internal Financial Controls

The Company's Management is responsible for establishing and maintaining internal financial controls based on the internal control over financial reporting criteria established by the Company considering the essential components of internal control stated in the Guidance Note on Audit of Internal Financial Controls Over Financial Reporting issued by the Institute of Chartered Accountants of India. These responsibilities include the design, implementation and maintenance of adequate internal financial controls that were operating effectively for ensuring the orderly and efficient conduct of its business, including adherence to the Company's policies, the safeguarding of its assets, the prevention and detection of frauds and errors, the accuracy and completeness of the accounting records, and the timely preparation of reliable financial information, as required under the Companies Act, 2013.

Auditor's Responsibility

Our responsibility is to express an opinion on the Company's internal financial controls over financial reporting based on our audit. We conducted our audit in accordance with the Guidance Note on Audit of Internal Financial Controls Over Financial Reporting (the "Guidance Note") and the Standards on Auditing as specified under section 143(10) of the Companies Act, 2013, to the extent applicable to an audit of internal financial controls, both applicable to an audit of Internal Financial Controls and, both issued by the Institute of Chartered Accountants of India. Those Standards and the Guidance Note require that we comply with ethical requirements and plan and perform the audit to obtain reasonable assurance about whether adequate internal financial controls over financial reporting was established and maintained and if such controls operated effectively in all material respects.

Our audit involves performing procedures to obtain audit evidence about the adequacy of the internal financial controls system over financial reporting and their operating effectiveness. Our audit of internal



financial controls over financial reporting included obtaining an understanding of internal financial controls over financial reporting, assessing the risk that a material weakness exists, and testing and evaluating the design and operating effectiveness of internal control based on the assessed risk. The procedures selected depend on the auditor's judgment, including the assessment of the risks of material misstatement of the financial statements, whether due to fraud or error.

We believe that the audit evidence we have obtained is sufficient and appropriate to provide a basis for our audit opinion on the internal financial controls system over financial reporting.

Meaning of Internal Financial Controls Over Financial Reporting

A company's internal financial control over financial reporting is a process designed to provide reasonable assurance regarding the reliability of financial reporting and the preparation of financial statements for external purpose in accordance with generally accepted accounting principles. A company's internal financial control over financial reporting includes those policies and procedures that :

- (1) pertain to the maintenance of records that, in reasonable detail, accurately and fairly reflect the transactions and dispositions of the assets of the company;
- (2) provide reasonable assurance that transactions are recorded as necessary to permit preparation of financial statements in accordance with generally accepted accounting principles, and that receipts and expenditures of the company are being made only in accordance with authorizations of management and directors of the company, and
- (3) provide reasonable assurance regarding prevention or timely detection of unauthorized acquisition, use, or disposition of the company's assets that could have a material effect on the financial statements.

Inherent Limitations of Internal Financial Controls Over Financial Reporting

Because of the inherent limitations of internal financial controls over financial reporting, including the possibility of collusion or improper management override of controls, material misstatements due to error or fraud may occur and not be detected. Also, projections of any evaluation of the internal financial controls over financial reporting to future periods are subject to the risk that the internal financial control over financial reporting may become inadequate because of changes in conditions, or that the degree of compliance with the policies or procedures may deteriorate.

For B.L. RATHI & CO.
Chartered Accountants



(B.L. RATHI)

Proprietor

FRN: 318113E

Membership No. 053795

Kolkata , 24/06/2020

UDIN: 20053795AAAAAH5861



Hargaon Investment & Trading Company Limited

Balance Sheet as at 31 March 2020


(₹ in Lakhs)

	Notes	As at 31 March 2020	As at 31 March 2019	As at 1 April 2018
ASSETS				
1. Financial Assets				
(a) Cash and Cash Equivalents	4	102.65	583.84	302.79
(b) Bank Balances other than (a) above	5	-	-	23.00
(c) Loans	6	1,400.00	900.00	900.00
(d) Investments	7	6,837.14	12,037.19	19,966.42
(e) Other Financial Assets	8	21.42	19.29	20.10
Total Financial Assets		8,361.21	13,540.32	21,212.31
2. Non-financial Assets				
(a) Current Tax Assets (net)	9	0.05	2.36	16.00
(b) Property, plant and equipments	10	29.36	29.36	29.36
Total Non-financial Assets		29.41	31.72	45.36
TOTAL ASSETS		8,390.62	13,572.04	21,257.67
LIABILITIES AND EQUITY				
LIABILITIES				
1. Financial Liabilities				
(a) Payables				
(i) Trade Payables				
(i) total outstanding dues of micro enterprises and small enterprises; and	11	-	-	-
(ii) total outstanding dues of creditors other than micro enterprises and small enterprises.	11	5.56	0.14	0.14
(b) Borrowings (Other than Debt Securities)	12	-	-	350.00
Total Financial Liabilities		5.56	0.14	350.14
2. Non-financial Liabilities				
(a) Provisions	13	6.73	6.73	6.73
(b) Other Non-financial Liabilities	14	0.56	-	0.97
Total Non-financial Liabilities		7.29	6.73	7.70
Total Liabilities		12.85	6.87	357.84
EQUITY				
(a) Equity Share Capital	15	304.57	304.57	304.57
(b) Other Equity	16	8,073.20	13,260.60	20,595.26
Total Equity		8,377.77	13,565.17	20,899.83
TOTAL LIABILITIES AND EQUITY		8,390.62	13,572.04	21,257.67
Summary of significant accounting policies	3			

The accompanying notes are an integral part of the financial statements.

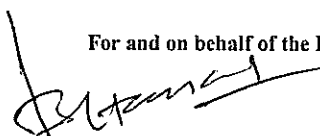
As per our report of even date attached.

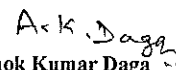
For B L Rathi & Company
Chartered Accountants
ICAI Firm's Registration No.: 318113E


Bhanwar Lal Rathi
Proprietor
Membership No.: 053795


Place: Kolkata
Date: 24 June 2020

For and on behalf of the Board of Directors


Baijnath Bansal
Director
DIN : 02780861


Ashok Kumar Daga
Director
DIN : 03621528

Place: Kolkata
Date: 24 June 2020



Hargaon Investment & Trading Company Limited

Statement of Profit and Loss for the year ended 31 March 2020

(₹ in Lakhs)

	Notes	Year ended 31 March 2020	Year ended 31 March 2019
I. Revenue from Operations			
(i) Interest Income	17	114.70	110.75
(ii) Dividend Income		153.92	278.61
Total Revenue from Operations		268.62	389.36
II. Other Income	18	0.14	1.05
III. Total Income (I + II)		268.76	390.41
IV. Expenses			
(i) Finance Costs	19	0.34	17.07
(ii) Fees and Commission Expenses	20	0.16	0.19
(iii) Other Expenses	21	11.44	3.88
Total Expenses		11.94	21.14
V. Profit before Exceptional Items and Tax (III - IV)		256.82	369.27
VI. Exceptional Items		-	-
VII. Profit before Tax (V - VI)		256.82	369.27
VIII. Tax expense			
Current tax	22	28.91	24.70
Provision for tax no longer required written back	22	(0.07)	-
Deferred tax	22	-	-
Total Tax expenses (VIII)		28.84	24.70
IX. Profit for the year (VII - VIII)		227.98	344.57
X. Other comprehensive income			
Items that will not be reclassified subsequently to profit or loss			
(a) Equity investments through other comprehensive income		(5,415.38)	(7,679.23)
(b) Income tax relating to items that will not be reclassified to profit or loss		-	-
Other comprehensive income for the year, net of income tax		(5,415.38)	(7,679.23)
XI. Total comprehensive income for the year (IX + X)		(5,187.40)	(7,334.66)
XII. Earnings per equity share			
[Nominal value per equity share ₹ 10 (₹ 10)]			
(a) Basic (₹)	23	7.49	11.31
(b) Diluted (₹)	23	7.49	11.31
Summary of significant accounting policies	3		

The accompanying notes are an integral part of the financial statements.

As per our report of even date attached.

For B L Rathi & Company

Chartered Accountants

ICAI Firm's Registration No.: 318113E

B.L. Rathi

Bhanwar Lal Rathi

Proprietor

Membership No.: 053795

Place: Kolkata

Date: 24 June 2020

For and on behalf of the Board of Directors

Baijnath Bansal

Baijnath Bansal

Director

DIN : 02780861

Place: Kolkata

Date: 24 June 2020

A.K. Daga

Ashok Kumar Daga

Director

DIN : 03621528



Hargaon Investment & Trading Company Limited

Statement of Changes in Equity for the year ended 31 March 2020

A. Equity Share Capital

	Notes	As at 31 March 2020		As at 31 March 2019	
		No. of Shares	₹ in Lakhs	No. of Shares	₹ in Lakhs
Balance at the beginning of the year	15	30,45,727	304.57	30,45,727	304.57
Change in equity share capital during of the year	15	-	-	-	-
Balances at the end of the year	15	30,45,727	304.57	30,45,727	304.57

B. Other Equity

	Reserves and Surplus					Items of OCI Equity instruments	Total (₹ in Lakhs)
	Securities Premium	General Reserve	Reserve Fund	Retained Earnings			
	Balance as at 1 April 2018	304.57	124.50	448.22	1,608.83		
Total comprehensive income for the year							
- Profit	-	-	-	344.57	-	344.57	
- Net change in fair value of Equity investments	-	-	-	-	(7,679.23)	(7,679.23)	
Total comprehensive income	-	-	-	344.57	(7,679.23)	(7,334.66)	
Transfer to Reserve Fund from Retained Earnings	-	-	69.00	(69.00)	-	-	
Balance as at 31 March 2019	304.57	124.50	517.22	1,884.40	10,429.91	13,260.60	
Total comprehensive income for the year							
- Profit	-	-	-	227.98	-	227.98	
- Net change in fair value of Equity investments	-	-	-	-	(5,415.38)	(5,415.38)	
Total comprehensive income	-	-	-	227.98	(5,415.38)	(5,187.40)	
Transfer to Reserve Fund from Retained Earnings	-	-	45.60	(45.60)	-	-	
Balance as at 31 March 2020	304.57	124.50	562.82	2,066.78	5,014.53	8,073.20	

The description of purpose of each reserve mentioned above within other equity is as follows:

(a) Capital Redemption Reserve

The Company had created "Capital Redemption Reserve" on redemption of preference shares in accordance with the Companies Act. The reserve may be applied in accordance with the provision of Section 69 of the Companies Act, 2013.



Hargaon Investment & Trading Company Limited

Statement of Changes in Equity for the year ended 31 March 2020

(b) Securities Premium

The Company had issued shares at premium, whether for cash or otherwise, a sum equal to the aggregate amount of the premium received on those shares had been transferred to "Securities Premium". The reserve may be applied in accordance with the provision of Section 52 of the Companies Act, 2013.

(c) General Reserve

The Company had created "General Reserve" on declaration of dividend in accordance with the Companies (Transfer of Profit to Reserve) Rules, 1975 read with the relevant provisions of the Companies Act, 1956. After enactment of the Companies Act, 2013, it is not mandatory on declaration of dividend. It is a free reserve.

(d) Reserve Fund

The Company had created "Reserve Fund" in accordance with provisions of Section 45-IC of the Reserve Bank of India Act, 1934.

(e) Retained Earnings

It comprise of accumulated profit / (loss) of the Company.

(f) Equity Instruments through other comprehensive income (OCI)

The Company has elected to recognise changes in the fair value of certain non-current investments in equity securities in other comprehensive income. These changes are accumulated within the equity instruments through OCI shown under the head other equity. The Company transfers amounts therefrom to retained earnings when the relevant equity securities are derecognised.


The accompanying notes are an integral part of the financial statements.

As per our report of even date attached.

For **B L Rathi & Company**

Chartered Accountants

ICAI Firm's Registration No.: 318113E



Bhanwar Lal Rathi

Proprietor

Membership No.: 053795

Place: Kolkata

Date: 24 June 2020

For and on behalf of the Board of Directors




Baijnath Bansal

Director

DIN : 02780861

Place: Kolkata

Date: 24 June 2020



Ashok Kumar Daga

Director

DIN : 03621528



Hargaon Investment & Trading Company Limited

Cash Flow Statement for the year ended 31 March 2020

(₹ in Lakhs)

Particulars	Year ended 31 March 2020	Year ended 31 March 2019
(A) CASH FLOW FROM OPERATING ACTIVITIES:		
Profit before tax	256.82	369.27
Adjustments for:		
Finance Costs	0.34	17.07
	257.16	386.34
Working capital adjustments:		
(Increase) / Decrease in Other Financial Assets	(2.13)	0.81
Increase in Payables	5.42	-
Increase / (Decrease) in Other Non-financial Liabilities	0.56	(0.97)
Cash generation from Operations	261.01	386.18
Income tax paid (net)	(26.53)	(11.06)
Net Cash generated from Operating Activities	234.48	375.12
(B) CASH FLOW FROM INVESTING ACTIVITIES:		
Loan given to a related party	(500.00)	-
Proceeds on redemption of Investments	-	250.00
Investment made	(215.33)	-
Proceeds on maturity of bank deposits	-	23.00
Net Cash (used in) / generated from Investing Activities	(715.33)	273.00
(C) CASH FLOW FROM FINANCING ACTIVITIES:		
Repayment of Borrowings (Other than Debt Securities)	-	(350.00)
Interest paid	(0.34)	(17.07)
Net Cash used in Financing Activities	(0.34)	(367.07)
Net Changes in Cash & Cash Equivalents (A + B + C)	(481.19)	281.05
Cash & Cash Equivalents at the beginning of the year	583.84	302.79
Cash & Cash Equivalents at the end of the year	102.65	583.84

Change in Liability arising from financing activities

(₹ in Lakhs)

	As on 1 April 2019	Cash Flow	Change in Fair Value	As on 31 March 2020
Borrowings (Other than Debt Securities) [Note 12]	-	-	-	-

	As on 1 April 2018	Cash Flow	Change in Fair Value	As on 31 March 2019
Borrowings (Other than Debt Securities) [Note 12]	350.00	(350.00)	-	-

As per our report of even date attached.

For B L Rathi & Company
Chartered Accountants
ICAI Firm's Registration No.: 318113E

B. L. Rathi

Bhanwar Lal Rathi
Proprietor
Membership No.: 053795

Place: Kolkata
Date: 24 June 2020

For and on behalf of the Board of Directors

Baijnath Bansal

Baijnath Bansal
Director
DIN : 02780861

Place: Kolkata
Date: 24 June 2020

A. K. Daga

Ashok Kumar Daga
Director
DIN : 03621528



Hargaon Investment & Trading Company Limited

Notes to Financial Statements for the year ended 31 March 2020

1. Reporting entity

Hargaon Investment & Trading Company Limited ('the Company') is a public limited company domiciled in India and incorporated under the provisions of the Companies Act. The Company is primarily a non-banking financial company (NBFC) registered with the Reserve Bank of India (RBI) and engaged in investments of its funds in shares, debentures, bonds, etc. of joint stock companies, bonds etc. of different mutual fund schemes and inter-corporate / other deposits with Indian companies and nationalised banks etc. As per extent RBI guidelines, it falls under Systemically Important Non-Deposit Taking Non-Banking Financial Company (NBFC ND-SI). The Company's registered office is at 9/1, Rajendra Nath Mukherjee Road, 5th Floor, Birla Building, Kolkata, India. Its shares are unlisted.

2. Basis of preparation

2.1 Statement of compliance

These financial statements have been prepared in accordance with Indian Accounting Standards (Ind AS) notified under the Companies (Indian Accounting Standards) Rules, 2015 (as amended from time to time) as per Section 133 of the Companies Act, 2013 ('Act') and other relevant provisions of the Act.

For all periods up to and including the year ended 31 March 2019, the Company prepared its financial statements in accordance with accounting standards notified under the section 133 of the Companies Act 2013, read together with paragraph 7 of the Companies (Accounts) Rules, 2014 (Indian GAAP or previous GAAP). These financial statements for the year ended 31 March 2020 are the first, which has prepared in accordance with Ind AS. Refer to Note 33 for information on how the Company adopted Ind AS.

Details of the Company's significant accounting policies are included in Note 3.

2.2 Functional and presentation currency

The financial statements are presented in Indian Rupees (₹), which is also the Company's functional currency. All amount are rounded to the nearest lakhs, unless otherwise indicated.

2.3 Presentation of financial statements

The Company presents its balance sheet in order of liquidity. An analysis regarding recovery or settlement within twelve months after the reporting date (current) and more than twelve months after the reporting date (non-current) is presented in Note 25.


Financial assets and financial liabilities are generally reported gross in the balance sheet. They are only offset and reported net when, in addition to having an unconditional legally enforceable right to offset the recognised amounts without being contingent on a future event, the parties also intend to settle on a net basis in all of the following circumstances:

- The normal course of business
- The event of default
- The event of insolvency or bankruptcy of the Company and / or its counterparties.

2.4 Basis of measurement

The financial statements have been prepared on historical cost convention on the accrual basis, except certain financial assets and financial liabilities measured at fair value.

Fair value is the price that would be received on the sale of an asset or paid to transfer a liability in an orderly transaction between market participants at the measurement date under current market conditions, regardless of whether that price is directly observable or estimated using another valuation technique. In determining the fair value of an asset or a liability, the Company takes into account the characteristics of the asset or liability if market participants would take those characteristics into account when pricing the asset or liability at the measurement date.



Hargaon Investment & Trading Company Limited

Notes to Financial Statements for the year ended 31 March 2020 (continued)

2.5 Use of judgements, estimates and assumptions

The preparation of the Company's financial statements requires management to make judgements, estimates and assumptions that affect the reported amount of revenues, expenses, assets, liabilities and the accompanying disclosures as well as the disclosure of contingent liabilities. Uncertainty about these assumptions and estimates could result in outcomes that require a material adjustment to the carrying amount of assets or liabilities affected in future periods.

Judgements

The management makes various judgements, apart from those involving estimations, that can significantly affect the amounts it recognises in the financial statements. Judgements are applied in determining the followings:

Note 7 - Determining the fair values of investments.

Estimates and Assumptions

The key assumptions concerning the future and other key sources of estimation uncertainty at the reporting date, that have a significant risk of causing a material adjustment to the carrying amounts of assets and liabilities within the next financial year, are described below. The Company based its assumptions and estimates on parameters available when the financial statements were prepared. Existing circumstances and assumptions about future developments, however, may change due to market changes or circumstances arising that are beyond the control of the Company. Such changes are reflected in the assumptions when they occur.

Information about estimation and assumption uncertainties that have a significant risk of resulting in a material adjustment in the financial statements for the every period ended is included in the following notes:

Note 26 - Recognition and measurement of provisions and contingencies: key assumptions about the likelihood and magnitude of an outflow of resources;

Note 29 - Recognition of deferred tax assets: availability of future taxable profit against which deductions allowed on payment / other basis can be used;

Note 31 - Impairment of financial assets: key assumptions used in estimating recoverable cash flows.

2.6 Measurement of fair value

A number of the Company's accounting policies and disclosures require the measurement of fair values, for financial assets and financial liabilities.

The Company has an established control framework with respect to the measurement of fair values. The management has overall responsibility for overseeing all significant fair value measurements and it regularly reviews significant unobservable inputs and valuation adjustments. If third party information, such as broker quotes or pricing services, is used to measure fair values, then the valuation team assesses the evidence obtained from the third parties to support the conclusion that these valuations meet the requirements of Ind AS, including the level in the fair value hierarchy in which the valuations should be classified.

Fair values are categorised into different levels in a fair value hierarchy based on the inputs used in the valuation techniques as follows:

Level 1 inputs are quoted prices (unadjusted) in active markets for identical assets or liabilities that the Company can access at the measurement date;

Level 2 inputs are inputs, other than quoted prices included in level 1, that are observable for the asset or liability, either directly or indirectly; and

Level 3 inputs are unobservable inputs for the asset or liability.

When measuring the fair value of an asset or a liability, the Company uses observable market data as far as possible. If the inputs used to measure the fair value of an asset or a liability fall into different levels of the fair value hierarchy, then the fair value measurement is categorised in its entirety in the same level of the fair value hierarchy as the lowest level input that is significant to the entire measurement.



Hargaon Investment & Trading Company Limited

Notes to Financial Statements for the year ended 31 March 2020 (continued)

The Company recognises transfers between levels of the fair value hierarchy at the end of the reporting period during which the change has occurred. Further information about the assumptions made in measuring fair values is included in Note 2.5.

3. Significant accounting policies

3.1 Financial instruments

Recognition and initial measurement

Receivables issued are initially recognised when they are originated. All other financial assets and liabilities are initially recognised when the Company becomes a party to the contractual provisions of the instrument.

A financial asset or financial liability is initially measured at fair value plus, for an item not at fair value through profit and loss (FVTPL), transaction costs that are directly attributable to its acquisition or issue.

Classification and subsequent measurement

i) Financial assets

On initial recognition, a financial asset is classified and measured at:

- Amortised cost; or
- Fair value through other comprehensive income (FVOCI); or
- Fair value through profit or loss (FVTPL).

Financial assets are not reclassified subsequent to their initial recognition, except if and in the period the Company changes its business model for managing financial assets.

ii) Financial assets at amortised cost

A financial asset is measured at amortised cost if it meet both of the following conditions and is not designated as at FVTPL:

- The financial asset is held within a business model with the objective to hold financial assets in order to collect contractual cash flows; and
- The contractual terms of the financial asset give rise on specified dates to cash flows that are solely payments of principal and interest (SPPI) on the principal amount outstanding.

The details of these conditions are outlined below.


Business model assessment

The Company determines its business model at the level that best reflects how it manages the Company's of financial assets to achieve its business objective.

The Company's business model is not assessed on an instrument-by-instrument basis, but at a higher level of aggregated portfolios and is based on observable factors such as:

- How the performance of the business model and the financial assets held within that business model are evaluated and reported to the entity's key management personnel;
- The risks that affect the performance of the business model (and the financial assets held within that business model) and, in particular, the way those risks are managed;
- How managers of the business are compensated (for example, whether the compensation is based on the fair value of the assets managed or on the contractual cash flows collected);
- The expected frequency, value and timing of sales are also important aspects of the Company's assessment.

The business model assessment is based on reasonably expected scenarios without taking 'worst case' or 'stress case' scenarios into account. If cash flows after initial recognition are realised in a way that is different from the Company's original expectations, the Company does not change the classification of the remaining financial assets held in that business model, but incorporates such information when assessing newly originated or newly purchased financial assets going forward.



Hargaon Investment & Trading Company Limited

Notes to Financial Statements for the year ended 31 March 2020 (continued)

The SPPI test

As a second step of its classification process the Company assesses the contractual terms of financial to identify whether they meet the SPPI test.

'Principal' for the purpose of this test is defined as the fair value of the financial asset at initial recognition and may change over the life of the financial asset (for example, if there are repayments of principal or amortisation of the premium / discount).

The most significant elements of interest within a lending arrangement are typically the consideration for the time value of money and credit risk. To make the SPPI assessment, the Company applies judgment and considers relevant factors such as the currency in which the financial asset is denominated, and the period for which the interest rate is set.

In contrast, contractual terms that introduce a more than *de minimis* exposure to risks or volatility in the contractual cash flows that are unrelated to a basic lending arrangement do not give rise to contractual cash flows that are solely payments of principal and interest on the amount outstanding. In such cases, the financial asset is required to be measured at FVTPL.

iii) Financial assets at FVOCI

On initial recognition of an equity investment that is not held for trading, the Company may irrevocably elect to present subsequent changes in the investment's fair value in OCI (designated as FVOCI - equity investment). This election is made on an investment-by-investment basis.

Financial assets are measured at the FVOCI if both of the following conditions are met:

- The objective of the business model is achieved both by collecting contractual cash flows and selling the financial assets
- The asset's contractual cash flows represent SPPI.

Financial assets included within the FVOCI category are measured initially as well as at each reporting date at fair value. Fair value movements are recognised in the other comprehensive income (OCI).

iv) Financial assets at FVTPL

All financial assets which do not meet the criteria for categorisation as at amortised cost or FVOCI as described above are classified as at FVTPL. On initial recognition, the Company may irrevocably designate a financial asset that otherwise meets the requirements to be measured at amortised cost or at FVOCI as at FVTPL if doing so eliminates or significantly reduces an accounting mismatch that would otherwise arise.

Financial assets that are held for trading or are managed and whose performance is evaluated on a fair value basis are measured at FVTPL.

Financial assets: Assessment whether contractual cash flows are SPPI.

For the purposes of this assessment, 'principal' is defined as the fair value of the financial asset on initial recognition. 'Interest' is defined as consideration for the time value of money and for the credit risk associated with the principal amount outstanding during a particular period of time and for other basic lending risks and costs (e.g. liquidity risk and administrative costs), as well as a profit margin.

In assessing whether the contractual cash flows are SPPI, the Company considers the contractual terms of the instrument. This includes assessing whether the financial asset contains a contractual term that could change the timing or amount of contractual cash flows such that it would not meet this condition. In making this assessment, the Company considers:

- contingent events that would change the amount or timing of cash flows;
- terms that may adjust the contractual coupon rate, including variable interest rate features;



Hargaon Investment & Trading Company Limited

Notes to Financial Statements for the year ended 31 March 2020 (continued)

- prepayment and extension features; and
- terms that limit the Company's claim to cash flows from specified assets (e.g. non-recourse features).

A prepayment feature is consistent with the solely payments of principal and interest criterion if the prepayment amount substantially represents unpaid amounts of principal and interest on the principal amount outstanding, which may include reasonable additional compensation for early termination of the contract. Additionally, for a financial asset acquired at a significant discount or premium to its contractual par amount, a feature that permits or requires prepayment at an amount that substantially represents the contractual par amount plus accrued (but unpaid) contractual interest (which may also include reasonable additional compensation for early termination) is treated as consistent with this criterion if the fair value of the prepayment feature is insignificant at initial recognition.

v) *Financial assets: Subsequent measurement and gains and losses*

Financial assets at amortised cost	These assets are subsequently measured at amortised cost using the effective interest method (EIR). The amortised cost is reduced by impairment losses, if any. Interest income, foreign exchange gains and losses and impairment are recognised in Statement of Profit and Loss. Any gain or loss on derecognition is recognised in Statement of Profit and Loss.
Financial assets at FVTPL	These assets are subsequently measured at fair value. Net gains and losses, including any interest or dividend income, are recognised in Statement of Profit and Loss.
Financial assets at FVOCI	These assets are subsequently measured at fair value. Dividends are recognised as income in Statement of Profit and Loss unless the dividend clearly represents a recovery of part of the cost of the investment. Other net gains and losses are recognised in OCI and are not reclassified to Statement of Profit and Loss.

vi) *Financial liabilities: Classification, subsequent measurement and gains and losses*

Financial liabilities are classified as measured at amortised cost or FVTPL.

vii) *Financial liabilities at FVTPL*


A financial liability is classified as at FVTPL if it is classified as held-for-trading, or it is a derivative or it is designated as such on initial recognition. Financial liabilities at FVTPL are measured at fair value and net gains and losses, including any interest expense, are recognised in Statement of Profit and Loss.

viii) *Financial liabilities at amortised cost*

Deposits, subordinated liabilities and other financial liabilities are subsequently measured at amortised cost using the effective interest (EIR) method. Interest expense and foreign exchange gains and losses are recognised in Statement of Profit and Loss.

Any gain or loss on derecognition is also recognised in Statement of Profit and Loss.

Interest bearing loans and borrowings are subsequently measured at amortised cost using the EIR method. Gains and losses are recognised in Statement of Profit and Loss when the liabilities are derecognised as well as through the EIR amortisation process. For trade and other payables maturing within one year from the balance sheet date, the carrying amounts approximates fair value due to the short maturity of these instruments.



Hargaon Investment & Trading Company Limited

Notes to Financial Statements for the year ended 31 March 2020 (continued)

Derecognition

i) Financial assets

The Company derecognises a financial asset when the contractual rights to the cash flows from the financial asset expire, or it transfers the rights to receive the contractual cash flows in a transaction in which substantially all of the risks and rewards of ownership of the financial asset are transferred or in which the Company neither transfers nor retains substantially all of the risks and rewards of ownership and does not retain control of the financial asset.

If the Company enters into transactions whereby it transfers assets recognised on its balance sheet, but retains either all or substantially all of the risks and rewards of the transferred assets, the transferred assets are not derecognised.

ii) Financial liabilities

The Company derecognises a financial liability when its contractual obligations are discharged or cancelled or expired.

The Company also derecognises a financial liability when its terms are modified and the cash flows under the modified terms are substantially different. In this case, a new financial liability based on the modified terms is recognised at fair value. The difference between the carrying amount of the financial liability extinguished and the new financial liability with modified terms is recognised in Statement of Profit and Loss.

Offsetting

Financial assets and financial liabilities are offset and the net amount presented in the balance sheet when and only when, the Company currently has a legally enforceable right to set off the amounts and it intends either to settle them on a net basis or to realise the asset and settle the liability simultaneously.

Impairment

i) Impairment of financial assets

At each reporting date, the Company assess whether financial assets, than those at FVTPL are credit-impaired. A financial asset is 'credit-impaired' when one or more events that have a detrimental impact on the estimated future cash flows of the financial asset have occurred.

Evidence that a financial asset is credit-impaired includes the following observable data:


- significant financial difficulty of the borrower or issuer;
- a breach of contract such as a default or being past due for 90 days or more; or
- it is probable that the borrower will enter bankruptcy or other financial reorganisation.

The Company recognises loss allowances using the expected credit losses (ECL) model for the financial assets which are fair valued through profit or loss.

The amount of expected credit losses (or reversal) that is required to adjust the loss allowance at the reporting date to the amount that is required to be recognised is recognised as an impairment gain or loss in Statement of Profit and Loss.

In case of trade receivables, the Company follows the simplified approach permitted by Ind AS 109 Financial Instruments for recognition of impairment loss allowance. The application of simplified approach does not require the Company to track changes in credit risk. The Company calculates the expected credit losses on trade receivables using a provision matrix on the basis of its historical credit loss experience.

For all other financial assets, expected credit losses are measured unless there has been a significant increase in credit risk from initial recognition in which case those are measured at lifetime ECL.



Hargaon Investment & Trading Company Limited

Notes to Financial Statements for the year ended 31 March 2020 (continued)

When determining whether the credit risk of a financial asset has increased significantly since initial recognition and when estimating expected credit losses, the Company considers reasonable and supportable information that is relevant and available without undue cost or effort. This includes both quantitative and qualitative information and analysis, based on the Company's historical experience and informed credit assessment and including forward-looking information.

(a) Measurement of expected credit losses

Expected credit losses are a probability weighted estimate of credit losses. Credit losses are measured as the present value of all cash shortfalls (i.e. the difference between the cash flows due to the Company in accordance with the contract and the cash flows that the Company expects to receive).

(b) Presentation of allowance for expected credit losses in the balance sheet

Loss allowances for financial assets measured at amortised cost are deducted from the gross carrying amount of the assets.

(c) Write-off

The gross carrying amount of a financial asset is written off (either partially or in full) to the extent that there is no realistic prospect of recovery. This is generally the case when the Company determines that the debtor does not have assets or sources of income that could generate sufficient cash flows to repay the amounts subject to the write off. However, financial assets that are written off could still be subject to enforcement activities in order to comply with the Company's procedures for recovery of amounts due.

(ii) Impairment of non-financial assets

The Company's non-financial assets, other than biological assets, inventories and deferred tax assets, are reviewed at each reporting date to determine whether there is any indication of impairment. If any such indication exists, then the asset's recoverable amount is estimated.

For impairment testing, assets that do not generate independent cash inflows are Companied together into cash-generating units (CGUs). Each CGU represents the smallest Company of assets that generates cash inflows that are largely independent of the cash inflows of other assets or CGUs.

The recoverable amount of a CGU (or an individual asset) is the higher of its value in use and its fair value less costs to sell. Value in use is based on the estimated future cash flows, discounted to their present value using a pre-tax discount rate that reflects current market assessments of the time value of money and the risks specific to the CGU (or the asset).

The Company's corporate assets (e.g., central office building for providing support to various CGUs) do not generate independent cash inflows. To determine impairment of a corporate asset, recoverable amount is determined for the CGUs to which the corporate asset belongs.

An impairment loss is recognised if the carrying amount of an asset or CGU exceeds its estimated recoverable amount. Impairment losses are recognised in the statement of profit and loss. Impairment loss recognised in respect of a CGU is allocated to reduce the carrying amounts of the other assets of the CGU (or Company of CGUs) on a pro rata basis.

In respect of other assets for which impairment loss has been recognised in prior periods, the Company reviews at each reporting date whether there is any indication that the loss has decreased or no longer exists. An impairment loss is reversed if there has been a change in the estimates used to determine the recoverable amount. Such a reversal is made only to the extent that the asset's carrying amount does not exceed the carrying amount that would have been determined, net of depreciation or amortisation, if no impairment loss had been recognised.



Hargaon Investment & Trading Company Limited

Notes to Financial Statements for the year ended 31 March 2020 (continued)

3.2 Cash and cash equivalents

Cash and cash equivalent in the balance sheet comprise cash at banks and on hand and short-term deposits with an original maturity of three months or less, which are subject to an insignificant risk of changes in value.

For the purpose of the statement of cash flows, cash and cash equivalents consist of cash and short-term deposits, as defined above, net of outstanding bank overdrafts as they are considered an integral part of the Company's cash management.

3.3 Property, plant and equipment

Property plant and equipment is stated at cost excluding the costs of day-to-day servicing, less accumulated depreciation and accumulated impairment in value. Changes in the expected useful life are accounted for by changing the amortisation period or methodology, as appropriate, and treated as changes in accounting estimates.

Depreciation is calculated using the straight-line method to write down the cost of property, plant and equipment to their residual values over their estimated useful lives. Land is not depreciated.

The Company depreciates property, plant and equipment over the useful life prescribed in Schedule II to the Companies Act, 2013.

The residual values, useful lives and methods of depreciation of property, plant and equipment are reviewed at each financial year end and adjusted prospectively, if appropriate.

Property plant and equipment is derecognised on disposal or when no future economic benefits are expected from its use. Any gain or loss arising on derecognition of the asset (calculated as the difference between the net disposal proceeds and the carrying amount of the asset) is recognised in other income / expense in the statement of profit and loss in the year the asset is derecognised. The date of disposal of an item of property, plant and equipment is the date the recipient obtains control of that item in accordance with the requirements for determining when a performance obligation is satisfied in Ind AS 115.

3.4 Provisions (other than for employee benefits)

A provision is recognised if, as a result of a past event, the Group has a present legal or constructive obligation that can be estimated reliably, and it is probable that an outflow of economic benefits will be required to settle the obligation. The amount recognised as a provision is the best estimate of the expenditure required to settle the present obligation at the balance sheet date, taking into account the risks and uncertainties surrounding the obligation. Expected future operating losses are not provided for.

3.5 Contingent liabilities and contingent assets

A contingent liability is a possible obligation that arises from a past event, with the resolution of the contingency dependent on uncertain future events, or a present obligation where no outflow is possible. Major contingent liabilities are disclosed in the financial statements unless the possibility of an outflow of economic resources is remote. Contingent assets are not recognised in the financial statements but disclosed, where an inflow of economic benefit is probable.

3.6 Recognition of interest income

The effective interest rate method

Under Ind AS 109 interest income is recorded using the effective interest rate (EIR) method for all financial instruments measured at amortised cost, debt instrument measured at FVOCI and debt instruments designated at FVTPL. The EIR is the rate that exactly discounts estimated future cash receipts through the expected life of the financial instrument or, when appropriate, a shorter period, to the net carrying amount of the financial asset.



Hargaon Investment & Trading Company Limited

Notes to Financial Statements for the year ended 31 March 2020 (continued)

The EIR (and therefore, the amortised cost of the asset) is calculated by taking into account any discount or premium on acquisition, fees and costs that are an integral part of the EIR. The Company recognises interest income using a rate of return that represents the best estimate of a constant rate of return over the expected life of the loan. Hence, it recognises the effect of potentially different interest rates charged at various stages, and other characteristics of the product life cycle (including prepayments, penalty interest and charges).

If expectations regarding the cash flows on the financial asset are revised for reasons other than credit risk. The adjustment is booked as a positive or negative adjustment to the carrying amount of the asset in the balance sheet with an increase or reduction in interest income. The adjustment is subsequently amortised through Interest income in the statement of profit and loss.

Interest income

The Company calculates interest income by applying the EIR to the gross carrying amount of financial assets other than credit-impaired assets.

When a financial asset becomes credit-impaired and is, therefore, regarded as 'Stage 3', the Company calculates interest income by applying the EIR to the net amortised cost of the financial asset. If the financial assets cures and is no longer credit-impaired, the Company reverts to calculating interest income on a gross basis.

For purchased or originated credit-impaired (POCI) financial assets, the Company calculates interest income by calculating the credit-adjusted EIR and applying that rate to the amortised cost of the asset. The credit-adjusted EIR is the interest rate that, at original recognition, discounts the estimated future cash flows (including credit losses) to the amortised cost of the POCI assets.

Interest income on all trading assets and financial assets mandatorily required to be measured at FVTPL is recognised using the contractual interest rate in net gain on fair value changes.

3.7 Recognition of income and expenses

Revenue (other than for those items to which Ind AS 109 *Financial Instruments* are applicable) is measured at fair value of the consideration received or receivable. Ind AS 115 *Revenue from contracts with customers* outlines a single comprehensive model of accounting for revenue arising from contracts with customers and supersedes current revenue recognition guidance found within Ind ASs.

The Company recognises revenue from contracts with customers based on a five step model as set out in Ind AS 115:

- Step 1:** Identify contract(s) with a customer: A contract is defined as an agreement between two or more parties that creates enforceable rights and obligations and sets out the criteria for every contract that must be met.
- Step 2:** Identify performance obligations in the contract: A performance obligation is a promise in a contract with a customer to transfer a good or service to the customer.
- Step 3:** Determine the transaction price: The transaction price is the amount of consideration to which the Company expects to be entitled in exchange for transferring promised goods or services to a customer, excluding amounts collected on behalf of third parties.
- Step 4:** Allocate the transaction price to the performance obligations in the contract: For a contract that has more than one performance obligation, the Company allocates the transaction price to each performance obligation in an amount that depicts the amount of consideration to which the Company expects to be entitled in exchange for satisfying each performance obligation.
- Step 5:** Recognise revenue when (or as) the Company satisfies a performance obligation.

Dividend income

Dividend income (including from investment at FVOCI) is recognised when the Company receives it. It is probable that the economic benefits associated with the dividend will flow to the entity and the amount of the dividend can be measured reliably. This is generally when the shareholders approve the dividend.



Hargaon Investment & Trading Company Limited

Notes to Financial Statements for the year ended 31 March 2020 (continued)

Trading income

Trading income includes all gains and losses from changes in fair value and the related interest income or expense and dividends, for financial assets and financial liabilities held for trading.

Expenses

All expenses are accounted for on accrual basis.

3.8 Income tax

Income tax expense comprises of current tax and deferred tax. Current tax and deferred tax is recognised in the Statement of profit and Loss except to the extent that it relates to a business combination, or items recognised directly in equity or in other comprehensive income.

Current tax

Current tax comprises the expected tax payable or receivable on the taxable income or loss for the year and any adjustment to the tax payable or receivable in respect of previous years. The amount of current tax reflects the best estimate of the tax amount expected to be paid or received after considering the uncertainty, if any, related to income taxes. It is measured using tax rates (and tax laws) enacted or substantively enacted by the end of the reporting period.

Current tax assets and current tax liabilities are off set only if there is a legally enforceable right to set off the recognised amounts, and it is intended to realise the asset and settle the liability on a net basis or simultaneously.

Deferred tax

Deferred tax is recognised in respect of temporary differences between the carrying amounts of assets and liabilities for financial reporting purposes and the corresponding amounts used for taxation purposes. Deferred tax is also recognised in respect of carried forward tax losses and tax credits. Deferred tax is not recognised for temporary differences arising on the initial recognition of assets or liabilities in a transaction that is not a business combination and that affects neither accounting nor taxable profit or loss at the time of the transaction.


Deferred tax assets are recognised to the extent that it is probable that future taxable profits will be available against which they can be used. The Company recognises a deferred tax asset only to the extent that it has sufficient taxable temporary differences or there is convincing other evidence that sufficient taxable profit will be available against which such deferred tax asset can be realised.

Deferred tax assets – unrecognised or recognised, are reviewed at each reporting date and are recognised / reduced to the extent that it is probable / no longer probable respectively that the related tax benefit will be realised.

Deferred tax is measured at the tax rates that are expected to apply to the period when the asset is realised or the liability is settled, based on the laws that have been enacted or substantively enacted by the reporting date.

The measurement of deferred tax reflects the tax consequences that would follow from the manner in which the Company expects, at the reporting date, to recover or settle the carrying amount of its assets and liabilities.

Deferred tax assets and liabilities are offset if there is a legally enforceable right to off set current tax liabilities and assets, and they relate to income taxes levied by the same tax authority on the same taxable entity, or on different tax entities, but they intend to settle current tax liabilities and assets on a net basis or their tax assets and liabilities will be realised simultaneously.



Hargaon Investment & Trading Company Limited

Notes to Financial Statements for the year ended 31 March 2020 (continued)

Minimum Alternative Tax (MAT) Credit

In case of tax payable as Minimum Alternative Tax ('MAT') under the provisions of the Income-tax Act, 1961, the credit available under the Act in respect of MAT paid is recognised as an asset only when and to the extent there is convincing evidence that the Company will pay normal income tax during the period for which the MAT credit can be carried forward for set-off against the normal tax liability. MAT credit recognised as a deferred tax asset is reviewed at each balance sheet date and written down to the extent the aforesaid convincing evidence no longer exists.

3.9 Goods and services tax paid on acquisition of assets or on incurring expenses

Expenses and assets are recognised net of the goods and services tax paid, except:

- When the tax incurred on a purchase of assets or services is not recoverable from the taxation authority, in which case, the tax paid is recognised as part of the cost of acquisition of the asset or as part of the expense item, as applicable;
- When receivables and payables are stated with the amount of tax included.

The net amount of tax recoverable from, or payable to, the taxation authority is included as part of receivables or payables in the balance sheet.

3.10 Earnings per share

Basic earnings per share is calculated by dividing the net profit or loss for the period attributable to equity shareholders by the weighted average number of equity shares outstanding during the period.

For the purpose of calculating diluted earnings per share, the net profit or loss for the period attributable to equity shareholders and the weighted average number of shares outstanding during the period are adjusted for the effects of all dilutive potential equity shares.

3.11 Dividend on ordinary shares

The Company recognises a liability to make cash or non-cash distributions to equity holders of the parent when the distribution is authorised and the distribution is no longer at the discretion of the Company. As per the corporate laws in India, a distribution is authorised when it is approved by the shareholders. A corresponding amount is recognised directly in equity.

Non-cash distributions are measured at the fair value of the assets to be distributed with fair value re-measurement recognised directly in equity.

Upon distribution of non-cash assets, any difference between the carrying amount of the liability and the carrying amount of the assets distributed is recognised in the statement of profit and loss.

3.12 Determination of fair values

Fair values have been determined for measurement and disclosure purposes based on the following methods. Where applicable, further information about the assumptions made in determining fair values is disclosed in the notes specific to that asset or liability.

i) Financial assets

Financial assets are initially measured at fair value. If the financial asset is not subsequently accounted for at fair value through profit or loss, then the initial measurement includes directly attributable transaction costs. These are measured at amortised cost or at FVTPL or at FVOCI.

Investments in equity instruments are measured at FVOCI and combination of different methodologies i.e. discounted cash flow method, comparable companies method and net assets method with different weightage has been used for fair valuations of investment in unquoted securities.



Hargaon Investment & Trading Company Limited

Notes to Financial Statements for the year ended 31 March 2020 (continued)

ii) Trade and other receivables


The fair values of trade and other receivables are estimated at the present value of future cash flows, discounted at the market rate of interest at the measurement date. Short-term receivables with no stated interest rate are measured at the original invoice amount if the effect of discounting is immaterial. Fair value is determined at initial recognition and, for disclosure purposes, at each annual reporting date.

iii) Financial liabilities

Financial liabilities are measured at fair value, at initial recognition and for disclosure purposes, at each annual reporting date. Fair value is calculated based on the present value of future principal and interest cash flows, discounted at the market rate of interest at the measurement date.

3.13 Recent accounting pronouncement

Ministry of Corporate Affairs ("MCA") notifies new standard or amendments to the existing standards. There is no such notification which would have been applicable from 1 April 2020.



Hargaon Investment & Trading Company Limited
Notes to Financial Statements for the year ended 31 March 2020 (continued)

4. Cash and cash equivalents

	(₹ in lakhs)		
	As at 31 March 2020	As at 31 March 2019	As at 1 April 2018
Cash on hand	0.02	0.02	0.07
Balances with banks			
- Current accounts	7.88	8.50	4.72
Bank deposits having maturity of three months or less of original maturities	94.75	575.32	298.00
	<u>102.65</u>	<u>583.84</u>	<u>302.79</u>

5. Other bank balances


	(₹ in lakhs)		
	As at 31 March 2020	As at 31 March 2019	As at 1 April 2018
Bank deposits due to mature after three months of original maturities but not more than twelve months of the reporting date	-	-	23.00
	<u>-</u>	<u>-</u>	<u>23.00</u>

6. Loans

	(₹ in lakhs)		
	As at 31 March 2020	As at 31 March 2019	As at 1 April 2018
<i>At amortised cost</i>			
Inter-corporate deposits (unsecured)			
- to related party	500.00	-	-
- to others	900.00	900.00	900.00
	<u>1,400.00</u>	<u>900.00</u>	<u>900.00</u>

7. Investments

		(₹ in lakhs)		
	Face Value of Share (₹)	As at 31 March 2020	As at 31 March 2019	As at 1 April 2018
Equity shares (fully paid) carried at FVOCI - Quoted				
1,71,13,960 (31 March 2019: 1,71,13,960; 1 April 2018: 1,71,13,960) equity shares of Sutej Textiles & Industries Ltd.	1.00	3,354.34	6,807.08	12,317.77
11,40,931 (31 March 2019: 11,40,931; 1 April 2018: 11,40,931) equity shares of SIL Investments Ltd.	10.00	912.17	1,971.53	3,969.87
4,82,510 (31 March 2019: 2,41,255; 1 April 2018: 2,41,255) equity shares of Avadh Sugar & Energy Ltd.	10.00	570.09	1,152.42	1,096.29
7,17,358 (31 March 2019: 5,12,399; 1 April 2018: 5,12,399) equity shares of Magadh Sugar & Energy Ltd.	10.00	470.59	595.15	606.17
5,69,252 (31 March 2019: 5,69,252; 1 April 2018: 5,69,252) equity shares of Ganges Securities Ltd.	10.00	122.96	253.32	421.82
1,34,448 (31 March 2019: 1,34,448; 1 April 2018: 1,34,448) equity shares of New India Retailing & Investments Ltd.	10.00	40.33	40.33	40.33
1,36,634 (31 March 2019: Nil; 1 April 2018: Nil) equity shares of Chambal Fertilizers & Chemicals Ltd.	10.00	147.70	-	-
		<u>5,618.18</u>	<u>10,819.83</u>	<u>18,452.25</u>
Equity shares (fully paid) carried at FVOCI - Unquoted				
18,75,000 (31 March 2019: 18,75,000; 1 April 2018: 18,75,000) equity shares of SCM Investment & Trading Co. Ltd.	10.00	1,136.25	1,136.25	1,185.19
24,500 (31 March 2019: 24,500; 1 April 2018: 24,500) equity shares of India Educational & Research Institutions Pvt. Ltd.	10.00	1.66	1.66	1.62
		<u>1,137.91</u>	<u>1,137.91</u>	<u>1,186.81</u>



Hargaon Investment & Trading Company Limited
Notes to Financial Statements for the year ended 31 March 2020 (continued)

	Face Value of Share (₹)	As at 31 March 2020	As at 31 March 2019	As at 1 April 2018
Equity shares (party paid) carried at FVOCI - Unquoted 5,45,044 (31 March 2019: 5,45,044; 1 April 2018: 5,45,044) equity shares of Modern Digital Services Ltd.	10.00	18.48	18.48	18.04
		18.48	18.48	18.04
Preference shares (fully paid) carried at FVOCI - Unquoted Nil (31 March 2019: Nil; 1 April 2018: 2,50,000) 8% Non-Convertible Cumulative Redeemable Preference Shares of New India Retailing & Investment Ltd.	100.00	-	-	250.04
21,750 (31 March 2019: 21,750; 1 April 2018: 21,750) 12% Non-Convertible Cumulative Redeemable Preference Shares of Ganges Securities Ltd.	100.00	34.79	33.19	31.50
		34.79	33.19	281.54
Equity shares (fully paid) of subsidiary carried at amortised cost - Unquoted 2,77,777 (31 March 2019: 2,77,777; 1 April 2018: 2,77,777) equity shares of Hargaon Properties Ltd.	10.00	27.78	27.78	27.78
		27.78	27.78	27.78
		6,837.14	12,037.19	19,966.42
Investments outside India		-	-	-
Investments in India		6,837.14	12,037.19	19,966.42
		6,837.14	12,037.19	19,966.42


- (a) The Company received dividends of ₹ 153.92 lakhs (31 March 2019: ₹ 278.61 lakhs) from its investments in equity shares, carried at FVOCI, recorded as dividend income.
- (b) The Company has designated its equity investments at FVOCI on the basis that these are not held for trading and held for strategic purposes.
- (c) No strategic investment was disposed off during 2019-20 and there were no transfer of any cumulative gain or loss within equity relating to these investments.
- (d) Palash Securities Limited, being the ultimate parent, produces the consolidated financial statements that are available for public use and comply with Ind ASs. Hence, the Company, being intermediate parent, is not required to prepare the consolidated financial statements in respect of Investment in Hargaon Properties Limited.

8. Other Financial Assets

	As at 31 March 2020	As at 31 March 2019	As at 1 April 2018
<i>At amortised cost</i>			
Security Deposits with NSDL	0.18	0.18	-
Interest accrued on inter-corporate deposits			
- to related party	3.82	-	-
- to others	17.17	16.98	18.87
Interest accrued on bank deposits	0.25	2.13	1.23
	21.42	19.29	20.10

9. Current Tax Assets (net)

	As at 31 March 2020	As at 31 March 2019	As at 1 April 2018
Advance tax, self assessment tax and tax deducted at sources	28.96	27.06	24.56
Less: Provision for taxation	28.91	24.70	8.56
	0.05	2.36	16.00



Hargaon Investment & Trading Company Limited
Notes to Financial Statements for the year ended 31 March 2020 (continued)

10. Property, Plant and Equipments

					(₹ in lakhs)
	As at 31 March 2020	Movement during the year	As at 31 March 2019	Movement during the year	As at 1 April 2018
Reconciliation of carrying amount					
Cost or deemed cost (carrying amount)					
Freehold Land	29.36	-	29.36	-	29.36

11. Payables

				(₹ in lakhs)
	As at 31 March 2020	As at 31 March 2019	As at 1 April 2018	
Trade Payables				
Total outstanding dues of micro enterprises and small enterprises; and	-	-	-	
Total outstanding dues of creditors other than micro enterprises and small enterprises	5.56	0.14	0.14	
	5.56	0.14	0.14	

The following details relating to Micro enterprises and small enterprises are as under:

(i) The principal amount and the interest due thereon remaining unpaid to any supplier as at the end of the accounting year:				
Principal amount due to micro and small enterprises	-	-	-	
Interest due on above	-	-	-	
Total	-	-	-	
(ii) The amount of interest paid by the buyer in terms of section 16 of the Micro, Small and Medium Enterprises Development Act, 2006 (MSMED Act 2006) along with the amounts of the payment made to the supplier beyond the appointed day during the accounting year.	-	-	-	
(iii) The amount of interest due and payable for the period of delay in making payment (which have been paid but beyond the appointed day during the year) but without adding the interest specified under the MSMED Act, 2006.	-	-	-	
(iv) The amount of interest accrued and remaining unpaid at the end of the accounting year.	-	-	-	
(v) The amount of further interest remaining due and payable even in the succeeding years, until such date when the interest dues as above are actually paid to the small enterprise, for the purpose of disallowance of a deductible expenditure under section 23 of the MSMED Act, 2006.	-	-	-	

12. Borrowings (Other than Debt Securities)

				(₹ in lakhs)
	As at 31 March 2020	As at 31 March 2019	As at 1 April 2018	
<i>At Amortised cost</i>				
Loan from a corporate body (unsecured)	-	-	350.00	
	-	-	350.00	

- (a) No borrowing has been guaranteed by directors or others.
(b) There is no period and amount of default in repayment of above borrowings and interest thereon.



Hargaon Investment & Trading Company Limited

Notes to Financial Statements for the year ended 31 March 2020 (continued)

13. Provisions

	(₹ in lakhs)				
	As at 31 March 2020	Provision made during the year	As at 31 March 2019	Provision made during the year	As at 1 April 2018
Contingent Provision against Standard Assets	6.73	-	6.73	-	6.73
	<u>6.73</u>	<u>-</u>	<u>6.73</u>	<u>-</u>	<u>6.73</u>

Every NBFC is required to make provision towards its standard assets at the rate notified by Reserve Bank of India and disclosed separately as "Contingent Provision against Standard Assets".

14. Other Non-financial Liabilities

	(₹ in lakhs)		
	As at 31 March 2020	As at 31 March 2019	As at 1 April 2018
Statutory dues	0.56	-	0.97
	<u>0.56</u>	<u>-</u>	<u>0.97</u>

15. Share Capital

	(₹ in lakhs)		
	As at 31 March 2020	As at 31 March 2019	As at 1 April 2018
Authorised:			
49,90,000 equity shares of ₹ 10 each	499.00	499.00	499.00
10,000 preference shares of ₹ 10 each	1.00	1.00	1.00
	<u>500.00</u>	<u>500.00</u>	<u>500.00</u>
Issued:			
30,45,733 equity shares of ₹ 10 each	304.57	304.57	304.57
	<u>304.57</u>	<u>304.57</u>	<u>304.57</u>
Subscribed and fully paid-up:			
30,45,727 equity shares of ₹ 10 each	304.57	304.57	304.57
	<u>304.57</u>	<u>304.57</u>	<u>304.57</u>

(a) Reconciliation of the equity shares outstanding at the beginning and at the end of the reporting year:

	As at 31 March 2020		As at 31 March 2019	
	No. of shares	₹ in lakhs	No. of shares	₹ in lakhs
At the beginning and end of the year	30,45,727	304.57	30,45,727	304.57

(b) Rights, preferences and restrictions attached to equity shares

The Company has only one class of equity shares with par value of ₹ 10 per share. Accordingly, all equity shares rank equally with regard to dividends and share in the Company's residual assets on winding up. The equity shareholders are entitled to receive dividend as declared by the Company from time to time. The voting rights of an equity shareholder on a poll (not on show of hands) are in proportion to its share of the paid-up equity capital of the Company.

On winding up of the Company, the holders of equity shares will be entitled to receive the residual assets of the Company, remaining after distribution of all preferential amounts, in proportion to the number of equity shares held.

(c) Particulars of shareholders holding more than 5% shares of fully paid up equity shares

	As at 31 March 2020		As at 31 March 2019	
	No. of shares	% of total shares in the class	No. of shares	% of total shares in the class
Equity shares of ₹ 10 each fully paid up held by Palash Securities Limited	30,45,727	100	30,45,727	100



Hargaon Investment & Trading Company Limited
Notes to Financial Statements for the year ended 31 March 2020 (continued)

16. Other Equity

	(₹ in lakhs)				
	As at 1 April 2018	Movement during the year	As at 31 March 2019	Movement during the year	As at 31 March 2020
Securities Premium	304.57	-	304.57	-	304.57
General Reserve	124.50	-	124.50	-	124.50
Reserve Fund	448.22	69.00	517.22	45.60	562.82
Retained Earnings	1,608.83	275.57	1,884.40	182.38	2,066.78
Equity Instruments through OCI	18,109.14	(7,679.23)	10,429.91	(5,415.38)	5,014.53
	20,595.26	(7,334.66)	13,260.60	(5,187.40)	8,073.20

The above-mentioned movements are on account of the following:

	(₹ in lakhs)					
	Reserve Fund		Retained Earnings		Equity Instruments through OCI	
	Year ended 31 March 2020	Year ended 31 March 2019	Year ended 31 March 2020	Year ended 31 March 2019	Year ended 31 March 2020	Year ended 31 March 2019
(i) Profit for the year	-	-	227.98	344.57	-	-
(ii) Net change in fair value of Equity investments	-	-	-	-	(5,415.38)	(7,679.23)
(iii) Transfer to Reserve Fund from Retained Earnings	45.60	69.00	(45.60)	(69.00)	-	-
	45.60	69.00	182.38	275.57	(5,415.38)	(7,679.23)

After the reporting date, the following dividends (excluding dividend distribution tax) were proposed by the board of directors subject to the approval at the annual general meeting, the dividends have not been recognised as liabilities. Dividend would not attract dividend distribution tax w.e.f. 1 April 2020.

	(₹ in lakhs)	
	As at 31 March 2020	As at 31 March 2019
Proposed dividend for the year ended 31 March 2020 ₹ 6 (31 March 2019: ₹ Nil) per equity share	182.74	-
	182.74	-

17. Interest Income

	(₹ in lakhs)	
	Year ended 31 March 2020	Year ended 31 March 2019
<i>On financial assets measured at amortised cost</i>		
Interest on inter-corporate deposits	89.92	79.48
Interest on deposits with bank	24.78	31.27
	114.70	110.75

18. Other Income

	(₹ in lakhs)	
	Year ended 31 March 2020	Year ended 31 March 2019
Interest on Refund from Income Tax Department	0.14	1.05
	0.14	1.05

19. Finance Costs

	(₹ in lakhs)	
	Year ended 31 March 2020	Year ended 31 March 2019
<i>On financial liabilities measured at amortised cost:</i>		
Interest on Borrowings	-	17.07
Interest on Income Tax	0.34	-
	0.34	17.07

Hargaon Investment & Trading Company Limited
Notes to Financial Statements for the year ended 31 March 2020 (continued)

20. Fees and Commission Expenses

	(₹ in lakhs)	
	Year ended 31 March 2020	Year ended 31 March 2019
Listing and Other Regulatory Fees	0.11	0.17
Fees related to ROC matters	0.05	0.02
	<u>0.16</u>	<u>0.19</u>

21. Other Expenses

	(₹ in lakhs)	
	Year ended 31 March 2020	Year ended 31 March 2019
Rent, Tax and Energy Costs	0.08	0.08
Printing and Stationery	0.09	0.07
Auditor's Fee and Expenses		
<i>As Auditors</i>		
- Statutory audit	0.18	0.13
- Limited review	0.11	-
<i>In other capacity</i>		
- For certificates and other services	0.05	0.05
Legal and Professional Charges	1.21	0.57
Service Charges	8.61	2.71
Provision for Standard Assets	-	-
Other Expenses	1.11	0.27
	<u>11.44</u>	<u>3.88</u>


22. Tax expense

	(₹ in lakhs)	
	Year ended 31 March 2020	Year ended 31 March 2019
Current tax	28.91	24.70
Provision for tax no longer required written back	(0.07)	-
Deferred tax		
Attributable to origination and reversal of temporary differences	-	-
Total tax expense for the year	<u>28.84</u>	<u>24.70</u>

Reconciliation of effective tax

	Year ended 31 March 2020		Year ended 31 March 2019	
	Rate	₹ in lakhs	Rate	₹ in lakhs
Profit before tax		256.82		369.27
Tax using the Company's domestic tax rate	25.168%	64.64	27.82%	102.73
Tax effect of:				
- Provision for tax related to earlier years no longer required written back		(0.07)		-
- Other permanent differences		(35.73)		(78.03)
Effective tax		<u>28.84</u>		<u>24.70</u>

The Company has, so far, exercised the option for payment of income tax at reduced rate as per the provisions of Section 115 BAA of the Income Tax Act, 1961, introduced by the Taxation Laws (Amendment) Act, 2019 with effect from financial year commencing 1 April 2019.



Hargaon Investment & Trading Company Limited

Notes to Financial Statements for the year ended 31 March 2020 (continued)

23. Earnings per equity share (EPS)

Basic and Diluted earnings per share

The calculations of profit attributable to equity shareholders and weighted average number of equity shares outstanding for purposes of basic and diluted earnings per share calculation are as follows:

	Year ended	
	31 March 2020	31 March 2019
(i) Profit attributable to equity shareholders (₹ in lakhs)	227.98	344.57
(ii) Weighted average number of equity shares for the year At the beginning and at the end of the year	30,45,727	30,45,727
(iii) Earning per equity share [Nominal value of share ₹ 10] [(i)/(ii)] Basic and Diluted (₹)	7.49	11.31

There is no dilutive potential equity share.


24. The Company has only one business segment i.e. Investing Business and as such segment reporting as required by Ind AS 108 *Operating Segments* is not applicable.

25. Maturity analysis of assets and liabilities

The table below shows an analysis of assets and liabilities analysed according to when they are expected to be recovered or settled.

Particulars	As at 31 March 2020		
	(₹ in lakhs)		
	Within twelve months	After twelve months	Total
<i>Financial Assets:</i>			
Cash and Cash Equivalents	102.65	-	102.65
Loans	1,400.00	-	1,400.00
Investments	-	6,837.14	6,837.14
Other Financial Assets	21.42	-	21.42
<i>Non-financial Assets:</i>			
Current Tax Assets (net)	0.05	-	0.05
Property, plant and equipments	-	29.36	29.36
Total Assets	1,524.12	6,866.50	8,390.62
<i>Financial Liabilities:</i>			
Payables	5.56	-	5.56
<i>Non-financial Liabilities:</i>			
Provisions	6.73	-	6.73
Other Non-financial Liabilities	0.56	-	0.56
Total Liabilities	12.85	-	12.85
Net Assets [Total Assets - Total Liabilities]	1,511.27	6,866.50	8,377.77

Particulars	As at 31 March 2019		
	(₹ in lakhs)		
	Within twelve months	After twelve months	Total
<i>Financial Assets:</i>			
Cash and Cash Equivalents	583.84	-	583.84
Loans	900.00	-	900.00
Investments	-	12,037.19	12,037.19
Other Financial Assets	19.29	-	19.29
<i>Non-financial Assets:</i>			
Current Tax Assets (net)	2.36	-	2.36
Property, plant and equipments	-	29.36	29.36
Total Assets	1,505.49	12,066.55	13,572.04
<i>Financial Liabilities:</i>			
Payables	0.14	-	0.14
<i>Non-financial Liabilities:</i>			
Provisions	6.73	-	6.73
Total Liabilities	6.87	-	6.87
Net Assets [Total Assets - Total Liabilities]	1,498.62	12,066.55	13,565.17



Hargaon Investment & Trading Company Limited
Notes to Financial Statements for the year ended 31 March 2020 (continued)

Particulars	(₹ in lakhs)		
	As at 1 April 2018		
	Within twelve months	After twelve months	Total
<i>Financial Assets:</i>			
Cash and Cash Equivalents	302.79	-	302.79
Bank Balances other than (a) above	23.00	-	23.00
Loans	900.00	-	900.00
Investments	-	19,966.42	19,966.42
Other Financial Assets	20.10	-	20.10
<i>Non-financial Assets:</i>			
Current Tax Assets (net)	16.00	-	16.00
Property, plant and equipments	-	29.36	29.36
Total Assets	1,261.89	19,995.78	21,257.67
<i>Financial Liabilities:</i>			
Payables	0.14	-	0.14
Borrowings (Other than Debt Securities)	-	350.00	350.00
<i>Non-financial Liabilities:</i>			
Provisions	6.73	-	6.73
Other Non-financial Liabilities	0.97	-	0.97
Total Liabilities	7.84	350.00	357.84
Net Assets [Total Assets - Total Liabilities]	1,254.05	19,645.78	20,899.83

26. Contingent liability, not provided for, in respect of uncalled capital on partly paid shares held as investment is ₹ 43.60 lakhs (31 March 2019: ₹ 43.60 lakhs).

27. The COVID-19 outbreak and resulted national lockdown imposed by the Government of India has caused Pan-India disruption of business. There is no effect on operations of the Company.

The Company has considered the possible risk that may result from the pandemic on the carrying amount of its financial and non-financial assets, for which the Company has used the principles of prudence in applying judgments and assumptions as well as the internal / external information available upto the date of approval of these financial statements and the same does not have any material impact on these financial statements. The Company will continue to closely monitor any material changes to future economic conditions.

28. Related Party Disclosures

In accordance with the requirements of Ind AS 24 *Related Party Disclosures*, names of the related parties, related party relationships, transactions and outstanding balances, where control exist and with whom transactions have been taken placed during the reported periods are:

A. Names of related parties and related party relationship

Related parties where control exists during the year

Holding company	Palash Securities Limited	
Fellow subsidiary company	Allahabad Canning Limited Champaran Marketing Company Limited OSM Investment & Trading Company Limited	
Subsidiary / fellow subsidiary company	Hargaon Properties Limited	
Key management personnel	Mr. Chhedi Lal Agarwal Mr. Mahesh Chandra Jhawar Mr. Ashok Kumar Daga Mr. Baij Nath Bansal Mr. Kailash Chand Gupta	– Independent / Non-Executive Director – Independent / Non-Executive Director – Independent / Non-Executive Director – Independent / Non-Executive Director – Independent / Non-Executive Director (upto 30 March 2019)



Hargaon Investment & Trading Company Limited
Notes to Financial Statements for the year ended 31 March 2020 (continued)

Key management personnel of holding company	Mrs. Shalini Nopany	– Chairperson / Non-Executive Director
	Mr. Chandra Shekhar Nopany	– Chairperson / Non-Executive Director (upto 8 November 2018)
	Mr. Arun Kumar Newar	– Independent / Non-Executive Director
	Mr. Chhedi Lal Agarwal	– Independent / Non-Executive Director
	Mr. Dinal Kacholia	– Independent / Non-Executive Director
	Mr. Suresh Kumar Khandelia	– Additional Director (w.e.f. 7 February 2020)
	Mr. Bal Kishore Malpani	– Independent / Non-Executive Director (from 10 August 2018 to 3 March 2020)
	Mr. Chand Bihari Patodia	– Managing Director
	Mr. Deepak Kumar Sharma	– Chief Financial Officer
	Ms. Mayuri Raja	– Company Secretary

**B. The following transactions were carried out with related parties in the ordinary course of business:
Loans / Inter-corporate deposits given and receipts thereof**

	Year ended	Loan / Inter-corporate deposit given	Receipts / adjustment	Interest accrued / received	Amount owed by related parties
(₹ in lakhs)					
<i>Fellow subsidiary company</i>					
Allahabad Canning Limited	31 March 2020	500.00	-	13.21	503.82
	31 March 2019	-	-	-	-

C. The Company, being NBFC, is not required to disclose details of loans, investments and guarantee covered under Section 186(4) of the Companies Act, 2013.

D. Terms and conditions of transactions with related parties

- The transactions with related parties have been entered at an amount which are not materially different from those on normal commercial terms.
- The amounts outstanding are unsecured and will be settled in cash and cash equivalent. No guarantees have been given or received.
- For the year ended 31 March 2020, the Company has not recorded any impairment of receivables relating to amounts owed by a related parties. This assessment is undertaken in each financial year through examining the financial position of the related parties and the market in which the related party operates.

29. The Company has recognised deferred tax asset net change in fair value of investments at FVOCI from admissible cost of the same as per the provisions of the Income Tax Act, 1961 to the extent of deferred tax liability as per the Company's Accounting Policies (refer Note 3.8).

The breakup of Deferred tax assets and liabilities are as under:

	As at 31 March 2020	Recognised in other comprehensive income	As at 31 March 2019	Recognised in other comprehensive income	(₹ in lakhs) As at 1 April 2018
Deferred tax assets (DTA)					
Investments - Quoted	2,393.92	668.09	1,725.83	849.34	876.49
	2,393.92	668.09	1,725.83	849.34	876.49
Less : DTA not recognised	2,386.13	675.66	1,710.47	867.04	843.43
	7.79	(7.57)	15.36	(17.70)	33.06
Deferred tax liabilities (DTL)					
Investments - Unquoted	7.79	(7.57)	15.36	(17.70)	33.06
	7.79	(7.57)	15.36	(17.70)	33.06
Net deferred tax assets	-	-	-	-	-

30. A) The Company is a Non-Banking Financial Company (NBFC) registered with The Reserve Bank of India (RBI) vide Certificate of Registration bearing No. 05.00201 dated 20 February 1998.



Hargaon Investment & Trading Company Limited

Notes to Financial Statements for the year ended 31 March 2020 (continued)

B) As required in terms of paragraph 13 of Non-Banking Financial (Non-Deposit Accepting or Holding) Companies Prudential Norms (Reserve Bank) Directions, 2007 as amended:

Particulars	(₹ in lakhs)	
	As at 31 March 2020	As at 31 March 2019
Liabilities side:		
1. Loans and advances availed by the NBFC's inclusive of interest accrued thereon but not paid		
(a) Debentures (other than falling within the meaning of public deposits) -		
- Secured	-	-
- Unsecured	-	-
(b) Deferred Credits	-	-
(c) Term Loans	-	-
(d) Inter-Corporate Loans and Borrowings (including interest accrued and due thereon)	-	-
(e) Commercial Paper	-	-
(f) Other Loans (specify nature)	-	-
Assets side:		
2. Break-up of Loans and advances given including Trade receivables (other than those included in (3) below)		
(a) Secured	-	-
(b) Unsecured (including Interest accrued thereon)	1,420.99	916.98
3. Break-up of Leased Assets and Stock on Hire and other assets counting towards AFC activities		
(a) Lease Assets including lease rentals under Trade receivables:		
(i) Financial Lease	-	-
(ii) Operating Lease	-	-
(b) Stock on hire including hire charges under Trade receivables:		
(i) Assets on Hire	-	-
(ii) Repossessed Assets	-	-
(c) Other Loans counting towards AFC activities		
(i) Loans where assets have been repossessed	-	-
(ii) Loans other than (i) above	-	-
4. Break-up of Investments		
Current Investments (Net of Provision):		
(a) Quoted:		
(i) Shares		
- Equity	-	-
- Preference	-	-
(ii) Debentures and Bonds	-	-
(iii) Units of Mutual Funds	-	-
(iv) Government Securities	-	-
(v) Others (please specify)	-	-
(b) Unquoted:		
(i) Shares		
- Equity	-	-
- Preference	-	-
(ii) Debentures and Bonds	-	-
(iii) Units of Mutual Funds	-	-
(iv) Government Securities	-	-
(v) Others (please specify)	-	-
Non-current Investments (Net of Provision):		
(a) Quoted:		
(i) Shares		
- Equity (at Book Value)	1,380.85	1,165.52
- Preference	-	-
(ii) Debentures and Bonds	-	-
(iii) Units of Mutual Funds	-	-
(iv) Government Securities	-	-
(v) Others (please specify)	-	-

Bm

Hargaon Investment & Trading Company Limited
Notes to Financial Statements for the year ended 31 March 2020 (continued)

Particulars	(₹ in lakhs)	
	As at 31 March 2020	As at 31 March 2019
(b) Unquoted:		
(i) Shares - Equity (at Book Value)	416.13	416.13
- Preference	25.62	25.62
(ii) Debentures and Bonds	-	-
(iii) Units of Mutual Funds	-	-
(iv) Government Securities	-	-
(v) Others (please specify)	-	-
5. Borrower group-wise classification of Assets financed as in (2) and (3) above (net of provision)		
Related parties:		
(a) Subsidiaries and Step-down Subsidiaries		
- Secured	-	-
- Unsecured	-	-
(b) Companies in the same group		
- Secured	-	-
- Unsecured	1,420.99	916.98
Others		
- Secured	-	-
- Unsecured	-	-
Total	1,420.99	916.98
6. Investor group-wise classification of all investments (Current and Non-current Investments in shares and securities both quoted and unquoted)		
<i>At Market value / Break-up or Fair value of NAV:</i>		
Related parties:		
(a) Subsidiaries and Step-down Subsidiaries	27.78	27.78
(b) Companies in the same group		
- Quoted	5,618.18	10,819.84
- Unquoted	1,191.18	1,189.57
Others (unquoted)	-	-
	6,837.14	12,037.19
<i>At Book Value:</i>		
Related parties:		
(a) Subsidiaries and Step-down Subsidiaries	27.78	27.78
(b) Companies in the same group		
- Quoted	1,380.85	1,165.52
- Unquoted	413.97	413.97
Others (unquoted)	-	-
	1,822.60	1,607.27
7. Asset liability management (maturity pattern of certain items of assets and liabilities)		

Particulars	(₹ in lakhs)			
	Assets		Liabilities - Borrowings	
	Loans and advances	Investments	From banks	From others
As at 31 March 2020				
- Up to one month (30 / 31 days)	-	-	-	-
- Over one month and upto two months	-	-	-	-
- Over two months and upto three months	-	-	-	-
- Over three months and upto six months	-	-	-	-
- Over six months and upto one year	1,420.99	-	-	-
- Over one year and upto three years	-	-	-	-
- Over three years and upto five years	-	-	-	-
- Over five years	-	-	-	-
	1,420.99	-	-	-




Hargaon Investment & Trading Company Limited
Notes to Financial Statements for the year ended 31 March 2020 (continued)

Particulars	(₹ in lakhs)			
	Assets		Liabilities - Borrowings	
	Loans and advances	Investments	From banks	From others
As at 31 March 2019				
- Up to one month (30 / 31 days)	-	-	-	-
- Over one month and upto two months	-	-	-	-
- Over two months and upto three months	-	-	-	-
- Over three months and upto six months	-	-	-	-
- Over six months and upto one year	916.98	-	-	-
- Over one year and upto three years	-	-	-	-
- Over three years and upto five years	-	-	-	-
- Over five years	-	-	-	-
	916.98	-	-	-

Notes:

- (i) In case of Loans and advances, amount is including interest accrued thereon.
(ii) In case of Investments, maturity pattern for non-current investments in equity shares can not be identified, however, the Company to keep it for a long period.

Particulars	(₹ in lakhs)	
	As at	As at
	31 March 2020	31 March 2019
8. Movement of non-performing assets		
Net NPA to net Advances (%)		
Movement of gross non-performing assets		
(a) Opening balance	-	-
(b) Change during the year #	-	-
(c) Closing balance	-	-
Movement of net non-performing assets		
(a) Opening balance	-	-
(b) Change during the year #	-	-
(c) Closing balance	-	-
Movement of provisions for non-performing assets (excluding provisions on standard assets)		
(a) Opening balance	-	-
(b) Change during the year #	-	-
(c) Closing balance	-	-
# Change during the year includes addition, write-offs and recoveries.		
9. Exposure		
(a) Exposure to real estate sector		
The Company does not have any real estate exposure in the current and previous year.		
(b) Exposure to capital market		
Direct investment in equity shares, convertible bonds, convertible debentures and units of equity-oriented mutual funds the corpus of which is not exclusively invested in corporate debt;	1,822.60	1,607.27
Advances against shares / bonds / debentures or other securities or on clean basis to individuals for investment in shares (including IPOs / ESOPs), convertible bonds, convertible debentures, and units of equity-oriented mutual funds;	-	-
Advances for any other purposes where shares or convertible bonds or convertible debentures or units of equity oriented mutual funds are taken as primary security;	-	-
Advances for any other purposes to the extent secured by the collateral security of shares or convertible bonds or convertible debentures or units of equity oriented mutual funds i.e. where the primary security other than shares / convertible bonds / convertible debentures / units of equity oriented mutual funds 'does not fully cover the advances;	-	-



Hargaon Investment & Trading Company Limited


Notes to Financial Statements for the year ended 31 March 2020 (continued)

Particulars	(₹ in lakhs)	
	As at 31 March 2020	As at 31 March 2019
Secured and unsecured advances to stockbrokers and guarantees issued on behalf of stockbrokers and market makers;	-	-
Loans sanctioned to corporate against the security of shares / bonds / debentures or other securities or on clean basis for meeting promoter's contribution to the equity of new companies in anticipation of raising resources;	-	-
Bridge loans to companies against expected equity flows / issues;	-	-
All exposures to Venture Capital Funds (both registered and unregistered)	-	-
(c) Details of financing of parent company products Not Applicable.		
(d) Details of Single borrower limit (SGL) / Group borrower limit (GBL) exceeded by the applicable NBFC Not Applicable.		
(e) Unsecured advances All advances given by the Company are unsecured advances (refer Note 6).		
10. Other information		
Gross non-performing assets		
(a) Related parties	-	-
(b) Other than related parties	-	-
Net Non-performing Assets		
(a) Related parties	-	-
(b) Other than related parties	-	-
Assets acquired in satisfaction of debt	-	-
11. Asset Classification		
(a) Standard Assets [including interest accrued ₹ 20.99 lakhs (31 March 2019: ₹ 16.98 lakhs)]	1,420.99	916.98
(b) Sub-standard Assets	-	-
(c) Doubtful	-	-
(d) Loss Assets	-	-
12. Disclosure of customer complaints		
(a) Number of complaints pending at the beginning of the year	-	-
(b) Number of complaints received during the year	-	-
(c) Number of complaints redressed during the year	-	-
(d) Number of complaints pending at the end of the year	-	-
13. Information on instances of fraud identified (by the management) during the year		
<i>Cash embezzlement and snatching</i>		
Number of cases	-	-
Amount of fraud	-	-
Recovery	-	-
Amount provided for	-	-
<i>Loans given against fictitious documents</i>		
Number of cases	-	-
Amount of fraud	-	-
Recovery	-	-
Amount provided for	-	-
C) Additional disclosures pursuant to the RBI guidelines and notification:		
1. Capital		
Capital to Risk / Weighted Assets Ratio (CRAR) (%)	112.30	240.12
CRAR-Tier I Capital (%)	110.74	238.42
CRAR-Tier II Capital (%)	1.56	1.70
Amount of Subordinate debt raised as Tier-II capital	-	-
Amount raised by issue of perpetual debt instruments	-	-

Hargaon Investment & Trading Company Limited

Notes to Financial Statements for the year ended 31 March 2020 (continued)

Particulars	(₹ in lakhs)	
	As at 31 March 2020	As at 31 March 2019
2. Investments		
<i>Investment according to geographical location</i>		
(a) Gross value of investments		
(i) In India	1,822.60	1,607.27
(ii) Outside India	-	-
(b) Provision for depreciation on investments		
(i) In India	-	-
(ii) Outside India	-	-
(c) Net value of Investments		
(i) In India	1,822.60	1,607.27
(ii) Outside India	-	-
<i>Movement of provisions held towards depreciation on investments</i>		
(a) Opening balance	-	-
(b) Add: Provisions made during the year	-	-
(c) Less: Write-off / Write-back of excess provisions during the year	-	-
(d) Closing balance	-	-
3. Derivatives		
The Company does not have any derivatives exposure in the current and previous year.		
4. Disclosure relating to Securitisation		
(a) The Company does not have any securitisation exposure in the current and previous year.		
(b) Details of Financial assets sold to securitisation / reconstruction company for assets reconstruction.	Nil.	
(c) Details of Assignment transactions undertaken by applicable NBFCs:		
(i) No. of accounts	-	-
(ii) Aggregate value (net of provisions) of accounts sold	-	-
(iii) Aggregate consideration	-	-
(iv) Additional consideration realised in respect of accounts transferred in earlier years	-	-
(v) Aggregate (gain) / loss over net book value	-	-
(d) Details of non-performing financials assets purchased / sold	Nil.	
5. Miscellaneous		
(a) Registration obtained from other financial sector regulators		
The Company is registered with following other financial sector regulators (Financial regulators as described by MOF):		
(i) Ministry of Corporate Affairs.		
(b) Disclosures of penalties imposed by RBI and other regulators		
No penalties imposed by RBI or other financial sector regulators during the current and previous year.		
(c) Related party transactions		
Details of all material related party transactions are disclosed in note 28.		
(d) Ratings assigned by credit rating agencies and migration of ratings during the year		
No credit rating has been done by the Company during the current and previous year.		
(e) Remuneration of directors		
No remuneration has been paid to any director.		
6. Other Disclosures		
(a) Provisions and Contingencies		
<i>Break up of "Provisions and Contingencies" shown under the head expenditure in the statement of Profit and Loss</i>		
Provisions for depreciation on investment	-	-
Provision made towards income tax	28.84	24.70
Other provision and contingencies (employee benefits)	-	-
Contingent provision against Standard Assets	-	-
(b) Draw down from reserves		
There have been no instances of draw down from reserves by the company during the current and previous year.		



Hargaon Investment & Trading Company Limited
Notes to Financial Statements for the year ended 31 March 2020 (continued)


Particulars	₹ in lakhs)	
	As at 31 March 2020	As at 31 March 2019
(c) Concentration of advances, exposures and NPAs (to the extent identified by the management)		
(i) Concentration of advances		
Total advances to twenty largest borrowers	1,420.99	916.98
Percentage of exposure to twenty largest borrowers as total exposure	100%	100%
(ii) Concentration of exposure		
Total exposure to twenty largest borrowers	-	-
Percentage of exposure to twenty largest borrowers as total exposure	-	-
(iii) Concentration of non-performing assets		
Total Exposure to top four non-performing accounts	-	-

31. Financial instruments - fair values and risk management

A. Accounting classification and fair values

The following table shows the carrying amounts and fair values of financial assets and financial liabilities:

Particulars	Carrying amount				Fair value
	FVTPL	FVOCI	Amortised cost	Total carrying amount	
₹ in lakhs)					
As at 31 March 2020					
Financial assets measured at fair value					
Investment in equity shares (Quoted)	-	5,618.18	-	5,618.18	5,618.18
Investment in equity shares (Unquoted)	-	1,156.39	-	1,156.39	1,156.39
Investment in preference shares	-	34.79	-	34.79	34.79
	-	6,809.36	-	6,809.36	6,809.36
Financial assets not measured at fair value					
Cash and cash equivalents	-	-	102.65	102.65	102.65
Loans	-	-	1,400.00	1,400.00	1,400.00
Investment in Subsidiary	-	-	27.78	27.78	27.78
Other financial assets	-	-	21.42	21.42	21.42
	-	-	1,551.85	1,551.85	1,551.85
Financial liabilities not measured at fair value					
Payables	-	-	5.56	5.56	5.56
	-	-	5.56	5.56	5.56
As at 31 March 2019					
Financial assets measured at fair value					
Investment in equity shares (Quoted)	-	10,819.83	-	10,819.83	10,819.83
Investment in equity shares (Unquoted)	-	1,156.39	-	1,156.39	1,156.39
Investment in preference shares	-	33.19	-	33.19	33.19
	-	12,009.41	-	12,009.41	12,009.41
Financial assets not measured at fair value					
Cash and cash equivalents	-	-	583.84	583.84	583.84
Loans	-	-	900.00	900.00	900.00
Investment in Subsidiary	-	-	27.78	27.78	27.78
Other financial assets	-	-	19.29	19.29	19.29
	-	-	1,530.91	1,530.91	1,530.91
Financial liabilities not measured at fair value					
Payables	-	-	0.14	0.14	0.14
	-	-	0.14	0.14	0.14
As at 1 April 2018					
Financial assets measured at fair value					
Investment in equity shares (Quoted)	-	18,452.25	-	18,452.25	18,452.25
Investment in equity shares (Unquoted)	-	1,204.85	-	1,204.85	1,204.85
Investment in preference shares	-	281.54	-	281.54	281.54
	-	19,938.64	-	19,938.64	19,938.64



Hargaon Investment & Trading Company Limited
Notes to Financial Statements for the year ended 31 March 2020 (continued)

Particulars	Carrying amount				Fair value
	FVTPL	FVOCI	Amortised cost	Total carrying amount	
(₹ in lakhs)					
As at 1 April 2018					
Financial assets not measured at fair value					
Cash and Cash Equivalents	-	-	302.79	302.79	302.79
Bank Balances other than (a) above	-	-	23.00	23.00	23.00
Loans	-	-	900.00	900.00	900.00
Investment in Subsidiary	-	-	27.78	27.78	27.78
Other Financial Assets	-	-	20.10	20.10	20.10
	-	-	1,273.67	1,273.67	1,273.67
Financial liabilities not measured at fair value					
Payables	-	-	0.14	0.14	0.14
Borrowings (Other than Debt Securities)	-	-	350.00	350.00	350.00
	-	-	350.14	350.14	350.14

The following methods and assumptions were used to estimate the fair values:

- The fair value of the quoted investments are based on market price at the respective reporting date.
- The fair value of the unquoted investments is determined using combination of different methodologies i.e. discounted cash flow method, comparable Companies method and net assets method with different weightage. The discount rate used is based on management estimates.

B. Measurement of fair values

The fair values of the financial assets and liabilities are included at the amount at which the instrument could be exchanged in a current transaction between willing parties, other than in forced or liquidation sale.

The Company has established the following fair value hierarchy that categories the value into 3 levels.

Financial assets and liabilities measured at fair value - recurring fair value measurements as under:

Particulars	Note	Level 1	Level 2	Level 3	Total
As at 31 March 2020					
Investment in equity shares (Quoted)	7	5,618.18	-	-	5,618.18
Investment in equity shares (Unquoted)	7	-	-	1,156.39	1,156.39
Investment in preference shares	7	-	-	34.79	34.79
As at 31 March 2019					
Investment in equity shares (Quoted)	7	10,819.83	-	-	10,819.83
Investment in equity shares (Unquoted)	7	-	-	1,156.39	1,156.39
Investment in preference shares	7	-	-	33.19	33.19
As at 1 April 2018					
Investment in equity shares (Quoted)	7	18,452.25	-	-	18,452.25
Investment in equity shares (Unquoted)	7	-	-	1,204.85	1,204.85
Investment in preference shares	7	-	-	281.54	281.54

C. Financial risk management

The Company has exposure to the following risks arising from financial instruments:

- Credit risk
- Liquidity risk
- Market risk

Risk management framework

The Company's principal financial liabilities includes trade payable, deposits, subordinated liabilities and other financial liabilities. The main purpose of these financial liabilities is to finance the Company's operations. The Company's principal financial assets include cash and cash equivalents, receivables, investments and other financial assets that derive directly from its operations.

The Company's board of directors has overall responsibility for the establishment and oversight of the Company's risk management framework.



Hargaon Investment & Trading Company Limited

Notes to Financial Statements for the year ended 31 March 2020 (continued)

The Company's audit committee oversees how management monitors compliance with the Company's risk management policies and procedures, and reviews the adequacy of the risk management framework in relation to the risks faced by the Company. The audit committee is assisted in its oversight role by internal audit. Internal auditor undertakes both regular and ad hoc reviews of risk management controls and procedures, the results of which are reported to the audit committee.

The Company's primary risk management focus is to minimise potential adverse effects of market risk on its financial performance. The Company's risk management assessment and policies and processes are established to identify and analyse the risks faced by the Company, to set appropriate risk limits and controls, and to monitor such risks and compliance with the same. Risk assessment and management policies and processes are reviewed regularly to reflect changes in market conditions and the Company's activities.

(i) Credit risk

Credit risk is the risk of financial loss of the Company if a customer or counterparty to a financial instrument fails to meet its contractual obligations, and arises principally from the Company receivables from customers. The Company has no significant concentration of credit risk with any counterparty. The carrying amount of financial assets represent the maximum credit risk exposure. The Company assesses the credit quality of the counterparties, taking into account their financial position, past experience and other factors.

(ii) Liquidity risk

Liquidity risk is defined as the risk that the Company will not be able to settle or meet its obligations on time or at reasonable price. Prudent liquidity risk management implies maintaining sufficient cash and marketable securities and the availability of funding through an adequate amount of credit facilities to meet obligations when due. Processes and policies related to such risks are overseen by senior management. Management monitors the Company's liquidity position through rolling forecasts on the basis of expected cash flows.

The Company's approach to managing liquidity is to ensure, as far as possible, that it will have sufficient liquidity to meet its liabilities when they are due.

Exposure to liquidity risks

The table below provides details regarding the remaining contractual maturities of financial liabilities at the reporting date based on contractual undiscounted payments:

	Carrying amount	Total	Less than 1 years	1 to 2 years	2 to 5 years	More than 5 years
(₹ in lakhs)						
As at 31 March 2020						
Payables	5.56	5.56	5.56	-	-	-
	5.56	5.56	5.56	-	-	-
As at 31 March 2019						
Payables	0.14	0.14	0.14	-	-	-
	0.14	0.14	0.14	-	-	-
As at 1 April 2018						
Payables	0.14	0.14	0.14	-	-	-
Borrowings (Other than Debt Securities)	350.00	350.00	350.00	-	-	-
	350.14	350.14	350.14	-	-	-

(iii) Market risk


Market risk is the risk of loss of future earnings, fair value or future cash flows that may result from a change in the price of a financial instrument. The value of a financial instrument may change as a result of changes in the interest rates, foreign currency exchange rates, commodity prices, regulatory changes, equity prices and other market changes that effect market risk sensitive instruments. Market risk is attributable to all market risk sensitive financial instruments including investments and payables.

Foreign currency risks

All transactions of the Company are in Indian currency, consequently Company is not exposed to foreign currency risk. The Company has no outstanding foreign currency exposure or related derivative contract.

Interest rate risk

Interest rate risk is the risk that the fair value or future cash flows of a financial instrument will fluctuate because of changes in market interest rates. The Company exposure to the risk of changes in market interest rates relates primarily to the Company's long term and short term borrowing with floating interest rates. The Company constantly monitors the credit markets and rebalances its financing strategies to achieve an optimal maturity profile and financing cost.



Hargaon Investment & Trading Company Limited

Notes to Financial Statements for the year ended 31 March 2020 (continued)

Currently the Company's borrowings are within acceptable risk levels, as determined by the management, hence the Company has not taken any swaps to hedge the interest rate risk.

Exposure to interest rate risks

The interest rate profile of the Company's interest bearing financial instruments at the end of the reporting period are as follows:

Particulars	(₹ in lakhs)		
	As at 31 March 2020	As at 31 March 2019	As at 1 April 2018
Fixed rate instruments			
Financial assets	1,494.75	1,475.32	1,221.00
Financial liabilities	-	-	350.00
Variable rate instruments			
Financial assets	-	-	-
Financial liabilities	-	-	-

Cash flow sensitivity analysis

Fixed rate instruments that are carried at amortised cost are not subject to interest rate risk for the purpose of sensitive analysis.

Equity risk

The Company's quoted equity instruments are susceptible to market price risk arising from uncertainties about future values of the investment securities. The reports on the equity portfolio are submitted to the Company's senior management on a regular basis. The senior management reviews and approves all equity investment decisions.

Sensitivity analysis

Investment in equity instruments (Quoted) of the Company are listed on the Bombay Stock Exchange (BSE), National Stock Exchange (NSE) and Calcutta Stock Exchange (CSE) in India. The table below summarises the impact of increase/decrease of the Nifty 50 index on the Company's equity and profit for the period. The analysis is based on the assumption that the BSE had increased / decreased by 10% with all other variables held constant, and that all the Company's equity instruments moved in line with the index.

Particulars	(₹ in lakhs)			
	Profit or loss		Equity, net of tax	
	31 March 2020	31 March 2019	31 March 2020	31 March 2019
BSE - increase by 10%	561.82	1,081.98	420.42	780.97
BSE - decrease by 10%	(561.82)	(1,081.98)	(420.42)	(780.97)

Regulatory risk

The Company's operations is significantly regulated by neither by Central Government nor by State Government. Hence, Regulatory risk to the Company is very low.

32. Capital management

The Company maintains an actively managed capital base to cover risks inherent in the business and is meeting the capital adequacy requirements of the local banking supervisor, Reserve Bank of India (RBI) of India. The adequacy of the Company's capital is monitored using, among other measures, the regulations issued by RBI.

The Company has complied in full with all its externally imposed capital requirements over the reported period.

The primary objectives of the Company's capital management policy are to ensure that the Company complies with externally imposed capital requirements and maintains strong credit ratings and healthy capital ratios in order to support its business and to maximise shareholder value.

The Company manages its capital structure and makes adjustments to it according to changes in economic conditions and the risk characteristics of its activities. In order to maintain or adjust the capital structure, the Company may adjust the amount of dividend payment to shareholders, return capital to shareholders or issue capital securities. No changes have been made to the objectives, policies and processes from the previous years. However, they are under constant review by the Board.

Bm

Hargaon Investment & Trading Company Limited

Notes to Financial Statements for the year ended 31 March 2020 (continued)

Regulatory capital consists of Tier-1 capital, which comprises share capital, share premium, retained earnings including current year profit and non-controlling interests less accrued dividends. Certain adjustments are made to Ind AS-based results and reserves, as prescribed by the Reserve Bank of India. The other component of regulatory capital is other Tier 2 Capital Instruments, which includes contingent provision against standard assets. (Refer Note 30)

3.3. Explanation of transition to Ind AS

As stated in Note 2.1, the Company has prepared its first financial statements in accordance with Ind AS. For the year ended 31 March 2020, the Company had prepared its financial statements in accordance with Companies (Accounting Standards) Rules, 2014 read with the Companies (Accounting Standards) Amendment Rules, 2016 notified under Section 133 of the Act and other relevant provisions of the Act ('previous GAAP').

The accounting policies set out in Note 3 have been applied in preparing the financial statements for the year ended 31 March 2020 including the comparative information for the year ended 31 March 2019 and the opening Ind AS balance sheet on the date of transition i.e. 1 April 2018.

In preparing its Ind AS balance sheet as at 1 April 2018 and in presenting the comparative information for the year ended 31 March 2019, the Company has adjusted amounts reported previously in financial statements prepared in accordance with previous GAAP. This note explains the principal adjustments made by the Company in restating its financial statements prepared in accordance with previous GAAP, and how the transition from previous GAAP to Ind AS has affected the Company's financial position, financial performance and cash flows.

Optional exemptions availed and mandatory exceptions

In preparing the financial statements, the Company has applied the below mentioned optional exemptions and mandatory exceptions.

A. Optional exemptions availed

(a) Property, plant and equipment

As per Ind AS 101 an entity may elect to:

- (i) measure an item of property, plant and equipment at the date of transition at its fair value and use that fair value as its deemed cost at that date
- (ii) use a previous GAAP revaluation of an item of property, plant and equipment at or before the date of transition as deemed cost at the date of revaluation, provided the revaluation was, at the date of revaluation, broadly comparable to:
 - fair value;
 - or cost or depreciated cost under Ind AS adjusted to reflect.
- (iii) use carrying values of property, plant and equipment as on the date of transition to Ind AS (which are measured in accordance with previous GAAP and after making adjustments relating to decommissioning liabilities prescribed under Ind AS 101) if there has been no change in its functional currency on the date of transition.

As permitted by Ind AS 101, the Company has elected to continue with the carrying values under previous GAAP for all the items of property, plant and equipment. There is no decommissioning liabilities to be incurred by the Company relating to property, plant and equipment.

(b) Designation of previously recognised financial instruments

Ind AS 101 permits an entity to designate particular equity investments (other than equity investments in subsidiaries, associates and joint arrangements) as at fair value through other comprehensive income (FVOCI) based on facts and circumstances at the date of transition to Ind AS (rather than at initial recognition). Other equity investments are classified at fair value through profit or loss (FVTPL).

(c) Fair value measurement of financial assets or liabilities at initial recognition


The Company has applied the requirements of Ind AS 109, "Financial Instruments: Recognition and Measurement", wherever applicable."

B. Mandatory exceptions

(a) Estimates

As per Ind AS 101, an entity's estimates in accordance with Ind AS at the date of transition to Ind AS at the end of the comparative period presented in the entity's first Ind AS financial statements, as the case may be, should be consistent with estimates made for the same date in accordance with the previous GAAP unless there is objective evidence that those estimates were in error.

However, the estimates should be adjusted to reflect any differences in accounting policies.



Hargaon Investment & Trading Company Limited

Notes to Financial Statements for the year ended 31 March 2020 (continued)

As per Ind AS 101, where application of Ind AS requires an entity to make certain estimates that were not required under previous GAAP, those estimates should be made to reflect conditions that existed at the date of transition (for preparing opening Ind AS balance sheet) or at the end of the comparative period (for presenting comparative information as per Ind AS).

The Company's estimates under Ind AS are consistent with the above requirement.

(b) Derecognition of financial assets and liabilities

As per Ind AS 101, an entity should apply the derecognition requirements in Ind AS 109, Financial Instruments, prospectively for transactions occurring on or after the date of transition to Ind AS. However, an entity may apply the derecognition requirements retrospectively from a date chosen by it if the information needed to apply Ind AS 109 to financial assets and financial liabilities derecognised as a result of past transactions was obtained at the time of initially accounting for those transactions.

The Company has elected to apply the derecognition principles of Ind AS 109 retrospectively as reliable information was available at the time of initially accounting for these transactions.

(c) Classification and measurement of financial assets

Ind AS 101 requires an entity to assess classification of financial assets on the basis of facts and circumstances existing as on the date of transition. Further, the standard permits measurement of financial assets accounted at amortised cost based on facts and circumstances existing at the date of transition if retrospective application is impracticable.

Accordingly, the Company has determined the classification of financial assets based on facts and circumstances that exist on the date of transition. Measurement of the financial assets accounted at amortised cost has been done retrospectively except where the same is impracticable.

C. Reconciliation of equity

Particulars	Notes	As at 31 March 2019		
		Reclassified Previous GAAP	Effect of transition to Ind-ASs	Ind-ASs
(₹ in lakhs)				
ASSETS				
1 Financial Assets				
(a) Cash and Cash Equivalents		583.84	-	583.84
(b) Loans		900.00	-	900.00
(c) Investments	(a)	1,607.28	10,429.91	12,037.19
(d) Other Financial Assets		19.29	-	19.29
Total Financial Assets		3,110.41	10,429.91	13,540.32
2 Non-financial Assets				
(a) Current Tax Assets (net)		2.36	-	2.36
(b) Property, plant and equipments		29.36	-	29.36
Total Non-financial Assets		31.72	-	31.72
TOTAL ASSETS		3,142.13	10,429.91	13,572.04
LIABILITIES AND EQUITY				
LIABILITIES				
1 Financial Liabilities				
(a) Payables		0.14	-	0.14
Total Financial Liabilities		0.14	-	0.14
2 Non-financial Liabilities				
(a) Provisions		6.73	-	6.73
Total Non-financial Liabilities		6.73	-	6.73
TOTAL LIABILITIES		6.87	-	6.87
EQUITY				
(a) Equity Share Capital		304.57	-	304.57
(b) Other Equity	(b)	2,830.69	10,429.91	13,260.60
TOTAL EQUITY		3,135.26	10,429.91	13,565.17
TOTAL EQUITY AND LIABILITIES		3,142.13	10,429.91	13,572.04



Hargaon Investment & Trading Company Limited
Notes to Financial Statements for the year ended 31 March 2020 (continued)

Particulars	Notes	(₹ in lakhs)		
		As at 1 April 2018		
		Reclassified Previous GAAP	Effect of transition to Ind-ASs	Ind-ASs
ASSETS				
1 Financial Assets				
(a) Cash and Cash Equivalents		302.79	-	302.79
(b) Bank Balances other than (a) above		23.00	-	23.00
(c) Loans		900.00	-	900.00
(d) Investments	(a)	1,857.28	18,109.14	19,966.42
(e) Other Financial Assets		20.10	-	20.10
Total Financial Assets		3,103.17	18,109.14	21,212.31
2 Non-financial Assets				
(a) Current Tax Assets (net)		16.00	-	16.00
(b) Property, plant and equipments		29.36	-	29.36
Total Non-financial Assets		45.36	-	45.36
TOTAL ASSETS		3,148.53	18,109.14	21,257.67
LIABILITIES AND EQUITY				
LIABILITIES				
1 Financial Liabilities				
(a) Payables		0.14	-	0.14
(b) Borrowings (Other than Debt Securities)		350.00	-	350.00
Total Financial Liabilities		350.14	-	350.14
2 Non-financial Liabilities				
(a) Provisions		6.73	-	6.73
(b) Other Non-financial Liabilities		0.97	-	0.97
Total Non-financial Liabilities		7.70	-	7.70
TOTAL LIABILITIES		357.84	-	357.84
EQUITY				
(a) Equity Share Capital		304.57	-	304.57
(b) Other Equity	(b)	2,486.12	18,109.14	20,595.26
TOTAL EQUITY		2,790.69	18,109.14	20,899.83
TOTAL EQUITY AND LIABILITIES		3,148.53	18,109.14	21,257.67

D. Reconciliation of total comprehensive income

Particulars	Notes	(₹ in lakhs)		
		Year ended 31 March 2019		
		Reclassified Previous GAAP	Effect of transition to Ind-ASs	Ind-ASs
I. Revenue from Operations				
(i) Interest Income		110.75	-	110.75
(ii) Dividend Income		278.61	-	278.61
Total Revenue from Operations		389.36	-	389.36
II. Other Income		1.05	-	1.05
III. Total Income (I + II)		390.41	-	390.41
IV. Expenses				
(i) Finance Costs		17.07	-	17.07
(ii) Fees and Commission Expenses		0.19	-	0.19
(iii) Other Expenses		3.88	-	3.88
Total Expenses		21.14	-	21.14
V. Profits before tax (III - IV)		369.27	-	369.27
VI. Tax expense				
Current tax		24.70	-	24.70
Deferred tax		-	-	-
Total Tax expenses		24.70	-	24.70
VII. Profit for the year (V - VI)		344.57	-	344.57



Hargaon Investment & Trading Company Limited
Notes to Financial Statements for the year ended 31 March 2020 (continued)

Particulars	Notes	(₹ in lakhs)		
		Year ended 31 March 2019		
		Reclassified Previous GAAP	Effect of transition to Ind-ASs	Ind-ASs
VIII. Other comprehensive income				
Items that will not be reclassified subsequently to profit or loss				
- Equity investments through other comprehensive income - net change in fair value	(a)	-	(7,679.23)	(7,679.23)
Other comprehensive income for the year, net of income tax		-	(7,679.23)	(7,679.23)
IX. Total comprehensive income for the year (VIII + IX)		344.57	(7,679.23)	(7,334.66)

E. There were no significant reconciliation items between cash flows prepared under previous GAAP and those prepared under Ind AS.

F. Notes to the reconciliations of equity as at 1 April 2018 and 31 March 2019 and total comprehensive income for the year ended 31 March 2019:

(a) Investments:

In accordance with Ind AS, financial assets representing investment in equity shares of entities have been fair valued. The Company has designated equity investments as at fair value through other comprehensive income as permitted by Ind AS 109. Under the previous GAAP, the application of the relevant accounting standard resulted in these investments being carried at cost.

The impact arising from the change is summarised as follows:

Particulars	(₹ in lakhs)	
	As at 31 March 2019	As at 1 April 2018
Balance sheet		
Increase in Investments carried at FVOCI	10,429.91	18,109.14
Adjustment to other comprehensive income	10,429.91	18,109.14

Particulars	(₹ in lakhs)	
	Year ended 31 March 2019	
Other comprehensive income		
Equity instruments through other comprehensive income - net change in fair value		(7,679.23)
Adjustment to other comprehensive income		(7,679.23)

(b) Other / Total Equity

Reconciliation of other / total equity from previous GAAP to Ind AS is as follows:

Particulars	Notes	(₹ in lakhs)			
		Other Equity		Total Equity	
		As at 31 March 2019	As at 1 April 2018	As at 31 March 2019	As at 1 April 2018
As per previous GAAP		2,830.69	2,486.12	3,135.26	2,790.69
Increase in Investments carried at FVOCI	(a)	10,429.91	18,109.14	10,429.91	18,109.14
As per Ind AS		13,260.60	20,595.26	13,565.17	20,899.83



Hargaon Investment & Trading Company Limited
Notes to Financial Statements for the year ended 31 March 2020 (continued)

(c) Total Comprehensive Income

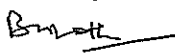
Reconciliation of Profit after tax and Other Comprehensive Income from previous GAAP to Ind AS is as follows:

Particulars	Note	Year ended 31 March 2019		
		Profit after tax	Other	Total
		Comprehensive Income		Comprehensive Income
As per previous GAAP		344.57	-	344.57
Equity instruments through other comprehensive income - net change in fair value	(a)	-	(7,679.23)	(7,679.23)
As per Ind AS		344.57	(7,679.23)	(7,334.66)

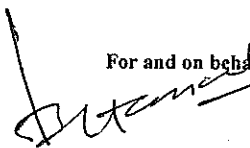
34. The previous year's including figures as at the date of transition have been reworked, regrouped, rearranged and reclassified wherever necessary on transition to Ind AS. Amounts and other disclosures for the preceding years including figures as at the date of transition are included as an integral part of the current year financial statements and are to be read in relation to the amounts and other disclosures relating to the current year.

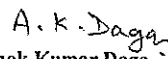
As per our report of even date attached.

For **B L Rathi & Company**
Chartered Accountants
ICAI Firm's Registration No.: 318113E


Bhanwar Lal Rathi
Proprietor
Membership No.: 053795
Place: Kolkata
Date: 24 June 2020

For and on behalf of the Board of Directors


Baijnath Bansal
Director
DIN : 02780861
Place: Kolkata
Date: 24 June 2020


Ashok Kumar Daga
Director
DIN : 03621528

