

INDEPENDENT AUDITORS' REPORT

**To the Members of Cinnatollah Tea Limited
Report on the Audit of the Financial Statements**

Opinion

We have audited the accompanying financial statements of Cinnatollah Tea Limited ("the Company"), which comprise the balance sheet as at March 31, 2024, the statement of profit and loss (including other comprehensive income), the cash flow statement and the statement of changes in equity for the year then ended, and notes to the financial statements, including a summary of significant accounting policies and other explanatory information (hereinafter referred to as the "financial statement").

In our opinion and to the best of our information and according to the explanations given to us, the aforesaid financial statements give the information required by the Companies Act, 2013("the Act") in the manner so required and give a true and fair view in conformity with the Indian Accounting Standards prescribed under section 133 of the Act read with the Companies (Indian Accounting Standards) Rules, 2015, as amended and other accounting principles generally accepted in India, of the state of affairs of the Company as at March 31, 2024, its profit including other comprehensive income, its cash flows and the changes in equity for the year ended on that date.

Basis for Opinion

We conducted our audit of the financial statements in accordance with the Standards on Auditing (SAs), as specified under section 143(10) of the Act. Our responsibilities under those Standards are further described in the 'Auditor's Responsibilities for the Audit of the Financial Statements' section of our report. We are independent of the Company in accordance with the 'Code of Ethics' issued by the Institute of Chartered Accountants of India (ICAI) together with the ethical requirements that are relevant to our audit of the financial statements under the provisions of the Act and the Rules there under and we have fulfilled our other ethical responsibilities in accordance with these requirements and the ICAI's Code of Ethics. We believe that the audit evidence we have obtained is sufficient and appropriate to provide a basis for our audit opinion on the financial statements.

Information other than the financial statements and Auditor's Report thereon

The Company's management & Board of Directors is responsible for the other information. The other information comprises the information included in the Annual Report, for example Board's Report, Report on Corporate Governance, Management Discussion and Analysis Report, etc. but does not include financial statements and our auditors' report thereon.

Our opinion on the financial statements does not cover the other information and we do not express any form of assurance and conclusion thereon.

In connection with our audit of the financial statements, our responsibility is to read the other information and, in doing so, consider whether the other information is materially inconsistent with the financial statements or our knowledge obtained in the audit or otherwise appears to be materially misstated. If, based on the work we have performed, we conclude that there is a material misstatement of this other information; we are required to report that fact. We have nothing to report in this regard.

Responsibilities of Management and those charged with governance for the Financial Statements

The Company's Board of Directors is responsible for the matters stated in section 134(5) of the Act with respect to the preparation of these financial statements that give a true and fair view of the financial position, financial performance including other comprehensive income, cash flows and changes in equity of the Company in accordance with the accounting principles generally accepted in India, including the Indian Accounting Standards (Ind AS) specified under section 133 of the Act read with the Companies (Indian Accounting Standards) Rules, 2015, as amended. This responsibility also includes maintenance of adequate accounting records in accordance with the provisions of the Act for safeguarding of the assets of the Company and for preventing and detecting frauds and other irregularities; selection and application of appropriate accounting policies; making judgments and estimates that are reasonable and prudent; and the design, implementation and maintenance of adequate internal financial controls, that were operating effectively for ensuring the accuracy and completeness of the accounting records, relevant to the preparation and presentation of the financial statement that give a true and fair view and are free from material misstatement, whether due to fraud or error.

In preparing the financial statements, management is responsible for assessing the Company's ability to continue as a going concern, disclosing, as applicable, matters related to going concern and using the going concern basis of accounting unless management either intends to liquidate the Company or to cease operations, or has no realistic alternative but to do so.

Board of Directors are also responsible for overseeing the Company's financial reporting process.



Auditor's Responsibilities for the Audit of the Financial Statements

Our objectives are to obtain reasonable assurance about whether the financial statements as a whole are free from material misstatement, whether due to fraud or error, and to issue an auditors' report that includes our opinion. Reasonable assurance is a high level of assurance, but is not a guarantee that an audit conducted in accordance with SAs will always detect a material misstatement when it exists. Misstatements can arise from fraud or error and are considered material if, individually or in the aggregate, they could reasonably be expected to influence the economic decisions of users taken on the basis of these financial statements.

As part of an audit in accordance with SAs, we exercise professional judgment and maintain professional skepticism throughout the audit. We also:

- a. Identify and assess the risks of material misstatement of the financial statements, whether due to fraud or error, design and perform audit procedures responsive to those risks, and obtain audit evidence that is sufficient and appropriate to provide a basis for our opinion. The risk of not detecting a material misstatement resulting from fraud is higher than for one resulting from error, as fraud may involve collusion, forgery, intentional omissions, misrepresentations, or the override of internal control;
- b. Obtain an understanding of internal control relevant to the audit in order to design audit procedures that are appropriate in the circumstances. Under section 143(3)(i) of the Companies Act, 2013, we are also responsible for expressing our opinion on whether the company has adequate internal financial controls system in place and the operating effectiveness of such controls;
- c. Evaluate the appropriateness of accounting policies used and the reasonableness of accounting estimates and related disclosures made by management and Board of Directors;
- d. Conclude on the appropriateness of management's use of the going concern basis of accounting and, based on the audit evidence obtained, whether a material uncertainty exists related to events or conditions that may cast significant doubt on the Company's ability to continue as a going concern. If we conclude that a material uncertainty exists, we are required to draw attention in our auditor's report to the related disclosures in the financial statements or, if such disclosures are inadequate, to modify our opinion. Our conclusions are based on the audit evidence obtained up to the date of our auditor's report. However, future events or conditions may cause the Company to cease to continue as a going concern; and
- e. Evaluate the overall presentation, structure and content of the financial statements, including the disclosures, and whether the financial statements represent the underlying transactions and events in a manner that achieves fair presentation.

Materiality is the magnitude of misstatements in the financial statements that, individually or in aggregate, makes it probable that the economic decisions of a reasonably knowledgeable user of the financial statements may be influenced. We consider quantitative materiality and qualitative factors in (i) planning the scope of our audit work and in evaluating the results of our work; and (ii) to evaluate the effect of any identified misstatements in the financial statements.

We communicate with those charged with governance regarding, among other matters, the planned scope and timing of the audit and significant audit findings, including any significant deficiencies in internal control that we identify during our audit.

We also provide those charged with governance with a statement that we have complied with relevant ethical requirements regarding independence, and to communicate with them all relationships and other matters that may reasonably be thought to bear on our independence, and where applicable, related safeguards.

Report on Other Legal and Regulatory Requirements

1. As required by the Companies (Auditor's Report) Order, 2016 ("the Order") issued by the Central Government of India in terms of sub-section (11) of Section 143 of the Act, we give in the "Annexure A" a statement on the matters specified in paragraphs 3 and 4 of the Order, to the extent applicable.
2. Further to our comments in the annexure referred to in the paragraph above, as required by Section 143(3) of the Act, we report that:
 - a) We have sought and obtained all the information and explanations which to the best of our knowledge and belief were necessary for the purposes of our audit;
 - b) In our opinion proper books of account as required by law have been kept by the Company so far as it appears from our examination of those books except for the matters stated in the paragraph 2(i)(vi) below on reporting under Rule 11(g) of the Companies (Audit and Auditors) Rules, 2014;
 - c) The Balance Sheet, the Statement of Profit and Loss including the Statement of Other Comprehensive Income, the Cash Flow Statement and Statement of Changes in Equity dealt with by this Report are in agreement with the books of account;



- d) In our opinion, the aforesaid financial statements comply with the Indian Accounting Standards prescribed under section 133 of the Act, read with Companies (Indian Accounting Standards) Rules, 2015, as amended from time to time;
- e) On the basis of the written representations received from the directors as on March 31, 2024, taken on record by the Board of Directors, none of the directors is disqualified as on March 31, 2024, from being appointed as a director in terms of section 164 (2) of the Act;
- f) The modifications relating to the maintenance of accounts and other matters connected therewith are as stated in the paragraph 2(b) above on reporting under Section 143(3)(b) of the Act and paragraph 2(i)(vi) below on reporting under Rule 11(g) of the Companies (Audit and Auditors) Rules, 2014.
- g) With respect to the adequacy of the internal financial controls with reference to these financial statements and the operating effectiveness of such controls, refer to our separate Report in "Annexure B" to this report
- h) According to the information and explanations given by the management, the managerial remuneration has been paid/provided in accordance with the provisions of section 197 read with Schedule V to the Companies Act, 2013;
- i) With respect to the other matters to be included in the Auditor's Report in accordance with Rule 11 of the Companies (Audit and Auditors) Rules, 2014, in our opinion and to the best of our information and according to the explanations given to us:
- i. Based on audit procedure and as per explanation given by the management, the Company did not have any pending litigations on its financial position in its financial statements;
 - ii. The Company did not have any long-term contracts including derivative contracts for which there were any material foreseeable losses;
 - iii. There were no amounts which were required to be transferred to the Investor Education and Protection fund by the Company.
 - iv. (a) The management has represented that, to the best of its knowledge and belief, no funds have been advanced or loaned or invested (either from borrowed funds or share premium or any other sources or kind of funds) by the Company to or in any other person(s) or entity(ies), including foreign entities ("Intermediaries"), with the understanding, whether recorded in writing or otherwise, that the Intermediary shall, whether, directly or indirectly lend or invest in other persons or entities identified in any manner whatsoever by or on behalf of the Company ("Ultimate Beneficiaries") or provide any guarantee, security or the like to or on behalf of the Ultimate Beneficiaries;
(b) The management has represented that, to the best of its knowledge and belief, no funds have been received by the Company from any person(s) or entity(ies), including foreign entities ("Funding Parties"), with the understanding, whether recorded in writing or otherwise, that the Company shall, whether, directly or indirectly, lend or invest in other persons or entities identified in any manner whatsoever by or on behalf of the Funding Party ("Ultimate Beneficiaries") or provide any guarantee, security or the like on behalf of the Ultimate Beneficiaries; and
(c) Based on such audit procedures performed that have been considered reasonable and appropriate in the circumstances, nothing has come to our notice that has caused us to believe that the representations under sub-clause (a) and (b) contain any material misstatement.
 - v. (a) The dividend paid by the Company during the year in respect of the same declared for the previous year is in accordance with section 123 of the Act to the extent it applies to payment of dividend.
(b) As stated in note 42(b) to the financial statements, the Board of Directors of the Company have proposed dividend for the year which is subject to the approval of the members at the ensuing Annual General Meeting. The dividend declared is in accordance with section 123 of the Act to the extent it applies to declaration of dividend.
 - vi. Based on our examination which included test checks, in respect of all of the accounting softwares used by the Company for the maintaining its books of account which has a feature of recording audit trail (edit log) facility and the same has operated throughout the year for all relevant transactions recorded in the software except that the feature of recording audit trail (edit log) facility was not enabled at the access level, application level, database level for the said accounting softwares to log any direct data changes. Due to the limitations in the system configuration, we are unable to comment whether there were any instances of the audit trail feature being tampered with.



Singhi & Co.

Chartered Accountants

.....contd.

In respect of one accounting software, which are hosted at a third party service provider location, for maintaining its books of account and in absence database level of audit trail at the database level, we are unable to comment whether audit trail feature of the said software was enabled and operated throughout the year for all relevant transactions recorded in the software or whether there were any instances of the audit trail feature being tampered with.

As proviso to Rule 3(1) of the Companies (Accounts) Rules, 2014 is applicable from April 1, 2023, reporting under Rule 11(g) of the Companies (Audit and Auditors) Rules, 2014 on preservation of audit trail as per the statutory requirements for record retention is not applicable for the financial year ended March 31,2024.

For Singhi & Co.
Chartered Accountants
Firm Registration No.302049E



Sankar Bandopadhyay
(Sankar Bandopadhyay)
Partner

Membership No. 08230
UDIN: 24008230BKAKQY4863

Place: Kolkata
Dated:09th May, 2024

ANNEXURE A REFERRED TO IN PARAGRAPH 1 UNDER THE HEADING "REPORT ON OTHER LEGAL AND REGULATORY REQUIREMENTS" OF OUR REPORT OF EVEN DATE TO THE MEMBERS OF CINNATOLLIH TEA LIMITED AS AT AND FOR THE YEAR ENDED MARCH 31, 2024

- i. a. (A) The Company has maintained proper records showing full particulars, including quantitative details and situation of Property Plant & Equipment.

(B) The Company has maintained proper records showing full particulars of intangibles assets.

b. The Company has a program of verification to cover all the items of Property, Plant and Equipment in a phased manner over a period of 3 years which, in our opinion, is reasonable having regard to the size of the Company and the nature of its assets. Pursuant to the program, property plant & equipment were physically verified by the management during the year. According to the information and explanations given to us, no material discrepancies were noticed on such verification.

c. According to the information and explanations given to us and on the basis of our examination of the records of the Company, the title deeds of immovable properties are held in the name of the company.

d. According to the information and explanations given to us and on the basis of our examination of the records of the Company, the Company has not revalued its Property, Plant and Equipment or intangible assets or both during the year.

e. According to information and explanations given to us and on the basis of our examination of the records of the Company, there are no proceedings initiated or pending against the Company for holding any benami property under the Benami Transactions (Prohibition) Act, 1988 and rules made thereunder.
- ii. a. According to the information and explanations given to us and on the basis of our examination of the records of the Company, the inventory has been physically verified by the management during the year. In our opinion, the frequency of verification by the management is reasonable and the coverage and procedure for such verification is appropriate. Discrepancies of 10% or more in aggregate for each class of inventory were not noticed.

b. The Company has not been sanctioned working capital limits in excess of Rs. five crores in aggregate from banks or financial institutions during any point of time of the year on the basis of security of current assets. Accordingly, the requirement to report on clause 3(ii)(b) of the Order is not applicable to the Company.
- iii. During the year, the Company has not made any investment, provided any guarantee or security or granted any loans or advances in the nature of loans, secured or unsecured, to companies, firms, Limited Liability Partnerships or any other parties. Accordingly, the requirement to report on clause 3(iii)(a) to (f) of the Order are not applicable to the Company.
- iv. In our opinion and according to the information and explanations provided to us, the Company has not granted any loans or provided any guarantees or security to the parties covered under Section 185 of the Act. The Company has complied with the provisions of Section 186 of the Act in respect of investments made as covered under Section 186 of the Act.
- v. The Company has not accepted any deposits or amounts which are deemed to be deposits from the public within the meaning of Sections 73 to 76 of the Act and the Companies (Acceptance of Deposits) Rules, 2014 (as amended). Accordingly, the provisions of clause 3(v) of the Order are not applicable to the Company.
- vi. The company is not required to maintain its cost records as per the rules made by the Central Government for the maintenance of cost records under Section 148 (1) of the Act in respect of the Company's products. Accordingly, the provisions of clause 3(vi) of the Order are not applicable to the Company.
- vii. a. The Company is regular in depositing with appropriate authorities undisputed statutory dues including goods and services tax, provident fund, employees' state insurance, income-tax, sales-tax, service tax, duty of customs, duty of excise, value added tax, cess and other statutory dues applicable to it. According to the information and explanations given to us and based on audit procedures performed by us, no undisputed amounts payable in respect of these statutory dues were outstanding, at the year end, for a period of more than six months from the date they became payable.

b. According to the records of the Company, there are no dues of goods and services tax, provident fund, employees' state insurance, income-tax, sales-tax, Goods & Service tax, duty of custom, duty of excise, value added tax, cess, and other statutory dues which have not been deposited on account of any dispute.
- viii. According to the information and explanations given to us, the Company has not surrendered or disclosed any transaction, previously unrecorded in the books of account, in the tax assessments under the Income Tax Act, 1961 as income during the year. Accordingly, the requirement to report on clause 3(viii) of the Order is not applicable to the Company.



- ix. The Company did not have any outstanding loans or borrowings or interest thereon due to any lender during the year. Accordingly, the requirement to report on clause ix(a) to (f) of the Order is not applicable to the Company.
- x. a. In our opinion, and according to the information and explanations given to us, the Company has not raised any moneys by way of initial public offer or further public offer (including debt instruments) during the year. Accordingly, clause 3(x)(a) of the Order is not applicable to the Company.
- b. According to the information and explanations given to us and on the basis of our examination of the records of the Company, the Company has not made any preferential allotment or private placement of shares or convertible debentures (fully, partially or optionally convertible) during the year. Accordingly, clause 3(x)(b) of the Order is not applicable.
- xi. a. Based upon the audit procedures performed for the purpose of reporting the true and fair view of the financial statements and according to the information and explanations given by the management, we report that no fraud by the Company or no material fraud on the Company has been noticed or reported during the year.
- b. During the year, no report under sub-section (12) of section 143 of the Companies Act, 2013 has been filed by cost auditor/secretarial auditor or by us in Form ADT – 4 as prescribed under Rule 13 of Companies (Audit and Auditors) Rules, 2014 with the Central Government.
- c. As represented to us by the management, there are no whistle blower complaints received by the Company during the year.
- xii. In our opinion and according to the information and explanations given to us, the Company is not a Nidhi Company. Accordingly, clause 3(xii) of the Order is not applicable to the Company.
- xiii. According to the information and explanations given to us and based on our examination of the records of the Company, transactions with the related parties are in compliance with sections 177 and 188 of the Act where applicable and details of such transactions have been disclosed in the standalone financial statements as required by the applicable Indian accounting standards.
- xiv. The Company does not have an internal audit system and is not required to have an internal audit system under the provisions of Section 138 of the Companies Act, 2013. Therefore, the requirement to report under clause 3(xiv)(a) and (b) of the Order is not applicable to the Company.
- xv. According to the information and explanations given to us and as represented to us by the management and based on our examination of the records of the Company, the Company has not entered into non-cash transactions with directors or persons connected with them. Accordingly, paragraph 3(xv) of the Order is not applicable.
- xvi. a. The provisions of section 45-IA of the Reserve Bank of India Act, 1934 (2 of 1934) are not applicable to the Company. Accordingly, the requirement to report on clause (xvi)(a) of the Order is not applicable to the Company.
- b. The Company is not engaged in any Non-Banking Financial or Housing Finance activities. Accordingly, the requirement to report on clause (xvi)(b) of the Order is not applicable to the Company.
- c. The Company is not a Core Investment Company as defined in the regulations made by Reserve Bank of India. Accordingly, the requirement to report on clause 3(xvi)(c) of the Order is not applicable to the Company.
- d. According to the information and explanations given to us, the Group does not have more than one Core Investment Company as part of the Group. Accordingly, the requirement to report on clause 3(xvi)(d) is not applicable to the Company.
- xvii. The Company has incurred cash losses of Rs. 126.20 Lakhs in the current and has not incurred any cash loss in the immediately preceding financial year.
- xviii. There has been no resignation of the statutory auditors during the year. Accordingly, reporting under clause 3(xviii) of the Order is not applicable.
- xix. According to the information and explanations given to us and on the basis of the financial ratios (refer note 43 to the financial statements), ageing and expected dates of realization of financial assets and payment of financial liabilities, other information accompanying the financial statements, our knowledge of the Board of Directors and management plans and based on our examination of the evidence supporting the assumptions, nothing has come to our attention, which causes us to believe that any material uncertainty exists as on the date of the audit report that the Company is not capable of meeting its liabilities existing at the date of balance sheet as and when they fall due within a period of one year from the balance sheet date. We, however, state that this is not an assurance as to the future viability of the Company. We further state that our reporting is based on the facts up to the date of the audit report and we neither give any guarantee nor any assurance that all liabilities falling due within a period of one year from the balance sheet date, will get discharged by the Company as and when they fall due.



Singhi & Co.

Chartered Accountants

.....contd.

- xx. In our opinion and according to the information and explanations given to us, there is no unspent amount under sub-section (5) of Section 135 of the Act pursuant to any project. Accordingly, clauses 3(xx)(a) and 3(xx)(b) of the Order are not applicable.
- xxi. The reporting under clause (xxi) is not applicable in respect of audit of standalone financial statement of the Company. Accordingly, no comment has been included in respect of said clause under this report.

For Singhi & Co.
Chartered Accountants
Firm Registration No.302049E



Sankar Bandopadhyay
(Sankar Bandopadhyay)
Partner
Membership No. 08230
UDIN: 24008230BKAKQY4863

Place: Kolkata
Dated: 09th May, 2024

ANNEXURE B TO THE INDEPENDENT AUDITOR'S REPORT OF EVEN DATE ON THE FINANCIAL STATEMENTS OF CINNATOLLIH TEA LIMITED

Report on the Internal Financial Controls Over Financial Reporting under Clause (i) of Sub-section 3 of Section 143 of the Companies Act, 2013 ("the Act")

We have audited the internal financial controls over financial reporting of Cinnatolliah Tea Limited ("the Company") as of March 31, 2024 in conjunction with our audit of the financial statements of the Company for the year ended on that date.

Management's Responsibility for Internal Financial Controls

The Company's management is responsible for establishing and maintaining internal financial controls based on the internal control over financial reporting criteria established by the Company considering the essential components of internal control stated in the Guidance Note on Audit of Internal Financial Controls over Financial Reporting issued by the Institute of Chartered Accountants of India (ICAI). These responsibilities include the design, implementation and maintenance of adequate internal financial controls that were operating effectively for ensuring the orderly and efficient conduct of its business, including adherence to company's policies, the safeguarding of its assets, the prevention and detection of frauds and errors, the accuracy and completeness of the accounting records, and the timely preparation of reliable financial information, as required under the Companies Act, 2013.

Auditor's Responsibility

Our responsibility is to express an opinion on the Company's internal financial controls over financial reporting based on our audit. We conducted our audit in accordance with the Guidance Note on Audit of Internal Financial Controls Over Financial Reporting (the "Guidance Note") issued by the Institute of Chartered Accountants of India and the Standards on Auditing prescribed under Section 143(10) of the Companies Act, 2013, to the extent applicable to an audit of internal financial controls. Those Standards and the Guidance Note require that we comply with ethical requirements and plan and perform the audit to obtain reasonable assurance about whether adequate internal financial controls over financial reporting was established and maintained and if such controls operated effectively in all material respects.

Our audit involves performing procedures to obtain audit evidence about the adequacy of the internal financial controls system over financial reporting and their operating effectiveness. Our audit of internal financial controls over financial reporting included obtaining an understanding of internal financial controls over financial reporting, assessing the risk that a material weakness exists, and testing and evaluating the design and operating effectiveness of internal control based on the assessed risk. The procedures selected depend on the auditor's judgement, including the assessment of the risks of material misstatement of the financial statements, whether due to fraud or error.

We believe that the audit evidence we have obtained is sufficient and appropriate to provide a basis for our audit opinion on the Company's internal financial controls system over financial reporting.

Meaning of Internal Financial Controls over Financial Reporting

A company's internal financial control over financial reporting is a process designed to provide reasonable assurance regarding the reliability of financial reporting and the preparation of financial statements for external purposes in accordance with generally accepted accounting principles. A company's internal financial control over financial reporting includes those policies and procedures that (1) pertain to the maintenance of records that, in reasonable detail, accurately and fairly reflect the transactions and dispositions of the assets of the company;(2) provide reasonable assurance that transactions are recorded as necessary to permit preparation of financial statements in accordance with generally accepted accounting principles, and that receipts and expenditures of the company are being made only in accordance with authorisations of management and directors of the company; and (3)provide reasonable assurance regarding prevention or timely detection of unauthorised acquisition, use, or disposition of the company's assets that could have a material effect on the financial statements.

Inherent Limitations of Internal Financial Controls over Financial Reporting

Because of the inherent limitations of internal financial controls over financial reporting, including the possibility of collusion or improper management override of controls, material misstatements due to error or fraud may occur and not be detected. Also, projections of any evaluation of the internal financial controls over financial reporting to future periods are subject to the risk that the internal financial control over financial reporting may become inadequate because of changes in conditions, or that the degree of compliance with the policies or procedures may deteriorate.



Singhi & Co.

Chartered Accountants

.....contd.

Opinion

In our opinion and to the best of our information and according to the explanations given to us, the Company has, in all material respects, an adequate internal financial controls system over financial reporting and such internal financial controls over financial reporting were operating effectively as at March 31, 2024, based on the internal control over financial reporting criteria established by the Company considering the essential components of internal control stated in the Guidance Note on Audit of Internal Financial Controls over Financial Reporting issued by the Institute of Chartered Accountants of India.



For Singhi & Co.
Chartered Accountants
Firm Registration No.302049E


(Sankar Bandopadhyay)

Partner

Membership No. 08230
UDIN: 24008230BKAKQY4863

Place: Kolkata

Dated: 09th May, 2024

Cinnatollah Tea Limited
(CIN: U15122UP2015PLC069633)
P.O. Hargaon, Dist. Sitapur, U.P- 261121
Balance Sheet as at 31st March, 2024

Particulars	Note No	₹ in lakhs	
		As at	
		31st March, 2024	31st March, 2023
ASSETS			
1. Non-Current Assets			
(a) Property, Plant and Equipment	4	1,172.47	1,021.56
Right to Use Assets	4	11.76	1.38
(c) Capital Work-in-progress	5	82.62	227.04
(d) Goodwill	6 (a)	90.11	90.11
(e) Other Intangible Assets	6 (b)	9.16	11.78
(f) Financial Assets			
(i) Investments	7	1,006.45	986.53
(ii) Other Financial Assets	13	58.87	67.16
(g) Deferred Tax Assets (net)	14	-	-
(h) Non-current Tax Assets (net)	15 (a)	163.45	137.24
(i) Other Non-current Assets	15 (b)	2.10	0.24
Total Non-current Assets		2,596.99	2,543.04
2. Current Assets			
(a) Inventories	8	279.59	249.74
(b) Biological Asset other than Bearer Plants	9	3.65	1.60
(c) Financial Assets			
(i) Trade Receivables	10	54.80	81.82
(ii) Cash and Cash Equivalents	11	51.28	76.29
(iii) Bank Balances other than (ii) above	12	1,553.49	1,908.96
(iv) Other Financial Assets	13	69.05	95.96
(d) Other Current Assets	16	51.63	47.57
Total Current Assets		2,063.49	2,461.94
TOTAL ASSETS		4,660.48	5,004.98
EQUITY AND LIABILITIES			
EQUITY			
(a) Equity Share Capital	17	2,617.54	2,617.54
(b) Other Equity	18	1,404.06	1,794.36
Total Equity		4,021.60	4,411.90
LIABILITIES			
1 Non-Current Liabilities			
(a) Financial Liabilities			
(i) Lease Liabilities	20	10.01	-
(b) Provisions	22	290.48	225.49
(c) Deferred Tax Liabilities (net)	14	5.37	5.75
Total Non-current Liabilities		305.86	231.24
2 Current Liabilities			
(a) Financial Liabilities			
(i) Trade Payables	19	-	-
total outstanding dues of micro enterprises and small enterprises; and		-	-
total outstanding dues of creditors other than micro enterprises and small enterprises.		28.25	29.40
(ii) Lease Liabilities	20	2.34	1.53
(iii) Other Financial Liabilities	20	24.37	61.66
(b) Provisions	22	256.63	247.97
(c) Other Current Liabilities	21	21.43	21.28
Total Current Liabilities		333.02	361.84
Total Liabilities		638.88	593.08
TOTAL EQUITY AND LIABILITIES		4,660.48	5,004.98

2

The accompanying notes are an integral part of the Financial Statements
As per our Report annexed of even date

For and on behalf of the Board of Directors

For Singhi & Co.
Chartered Accountants
Firm Registration No : 302049E

Partner : Sankar Bandyopadhyay
Membership No.: 08230
Place : Kolkata
Date : 09.05.2024



Harjinder Singh Kapoor
Harjinder Singh Kapoor
Whole Time Director
DIN : 10092589

Dilip Patodia
Dilip Patodia
Director
DIN : 00482435

Priyanka Ghosh
Priyanka Ghosh
Chief Financial Officer

Cinnatollah Tea Limited
(CIN: U15122UP2015PLC069633)
P.O. Hargaon, Dist. Sitapur, U.P- 261121
Statement of Profit and Loss for the year ended 31st March, 2024

(₹ in lakhs)

Particulars	Note No	For the year ended	For the year ended
		31st March, 2024	31st March, 2023
I. Revenue from Operations	23	2,441.48	2,783.62
II. Other Income	24	196.43	284.75
III. Total Income (I + II)		2,637.91	3,068.37
IV. Expenses			
Changes in inventories of Finished Goods, Stock-in-Trade and Work-in-progress	25	(42.71)	47.47
Employee benefits expense	26	1,977.83	1,887.57
Finance costs	27	1.37	2.89
Depreciation and amortization expense	28	72.63	66.64
Other expenses	29	827.62	887.73
Total Expenses		2,836.74	2,892.30
V. Profit / (Loss) before tax (III - IV)		(198.83)	176.07
VI. Tax expense	30		
Current tax		3.23	62.00
Provision for tax related to earlier years		(6.94)	(32.26)
Deferred tax		15.90	18.75
Total Tax expenses		12.19	48.49
VII. Profit / (Loss) for the year (V-VI)		(211.02)	127.58
VIII Other comprehensive income	31		
Items that will not be reclassified subsequently to profit or loss			
(a) Remeasurement of defined benefit plans		(64.68)	(15.55)
(b) Income taxes relating to items that will not be reclassified to profit or loss		16.28	3.91
Other comprehensive income for the year (net of taxes)		(48.40)	(11.64)
IX. Total comprehensive income for the year (VII+VIII)		(259.42)	115.94
X. Earnings per equity share-Basic & Diluted -₹ [Nominal value of share `10]	32	(0.81)	0.49

Basis of Preparation & Presentation of Financial Statement
The accompanying notes are an integral part of the Financial Statements

2

As per our Report annexed of even date

For and on behalf of the Board of Directors

For Singhi & Co.
Chartered Accountants
Firm Registration No : 302049E



Sankar Bandyopadhyay
Partner : Sankar Bandyopadhyay
Membership No.: 08230
Place : Kolkata
Date : 09.05.2024

Harjinder Singh Kapoor
Harjinder Singh Kapoor
Whole Time Director
DIN : 10092589

Dilip Patodia
Dilip Patodia
Director
DIN : 00482435

Priyanka Ghosh
Priyanka Ghosh
Chief Financial Officer

Cinnatollah Tea Limited
(CIN: U15122UP2015PLC069633)
P.O. Hargaon, Dist. Sitapur, U.P- 261121
Cash Flow Statement for the year ended 31st March, 2024

(₹ in lakhs)

Particulars	Year ended 31st Mar. 2024	Year ended 31st Mar. 2023
(A) CASH FLOW FROM OPERATING ACTIVITIES :		
Profit / (Loss) before tax	(198.83)	176.07
Adjustments for:		
Depreciation and Amortization expenses	72.63	66.64
Finance Costs	1.37	2.89
Gain on Property, Plant & Equipment sold / discarded (net)	(1.59)	(7.13)
Unspent liabilities, provision no longer required and unclaimed balances adjusted	(10.84)	(5.08)
	(73.96)	(63.57)
Net gain on investments mandatorily measured at fair value through profit and loss		
Gain on sale/redemption of mutual funds	-	(0.67)
Interest Income	(102.89)	(107.38)
Operating Profit / (Loss) before Working Capital Changes :	(314.12)	61.77
Adjustments for:		
Increase / (Decrease) in Trade Payables	(1.16)	(10.57)
Increase / (Decrease) in Long-term Provisions	64.99	36.03
Increase / (Decrease) in Short-term Provisions	8.66	(16.83)
Increase / (Decrease) in Other Current Liabilities	11.00	5.11
Increase / (Decrease) in Other Financial Liabilities	(24.21)	29.82
(Increase) / Decrease in Trade Receivables	27.02	(66.68)
(Increase) / Decrease in Other Financial Assets	35.20	64.64
(Increase) / Decrease in Biological Assets	(2.05)	1.52
(Increase) / Decrease in Other Non-Current Assets	(1.85)	10.63
(Increase) / Decrease in Other Current Assets	(4.05)	23.11
(Increase) / Decrease in Inventories	(29.85)	68.79
Cash Generated from Operations	(230.41)	207.34
Income Taxes Paid (Net)	(33.14)	(23.90)
Net Cash from Operating Activities	(263.55)	183.44
(B) CASH FLOW FROM INVESTING ACTIVITIES :		
Payments for Property, plant & equipment including CWIP	(89.11)	(193.40)
Purchase of Investments	-	-
Sale of Investments	-	51.17
Proceeds from sale of property, plant and equipment	3.79	9.99
(Increase)/Decrease in deposits with banks	355.47	(4.79)
Interest Received	102.89	107.38
Net Cash from Investing Activities	373.04	(29.64)
(C) CASH FLOW FROM FINANCING ACTIVITIES :		
Interest Paid	(0.20)	(2.52)
Dividend Paid	(130.88)	(130.88)
Payment of Lease Liabilities	(2.25)	(3.05)
Interest on lease liabilities	(1.17)	(0.37)
Net Cash used in Financing Activities	(134.50)	(136.82)
Net Changes in Cash & Cash Equivalents (A+B+C)	(25.01)	16.98
Cash & Cash Equivalents at the beginning of the year	76.29	59.31
Cash & Cash Equivalents at the end of the year *	51.28	76.29

Notes:

- Closing cash and cash equivalents represent cash & cash equivalents as indicated in Note no. 11 to the financial statements.
- The cash flow statements have been prepared under the Indirect method as set out in Indian Accounting Standards (Ind AS) 7 "Statement of Cash Flows".
- Figures relating to previous years have been regrouped/ re-arranged wherever necessary.

Cash & Cash Equivalents are represented by	Year ended 31st Mar. 2024	Year ended 31st Mar. 2023
Cash on Hand	4.07	29.05
In Current Accounts	47.21	47.24
In Cash Credit Accounts	-	-
Total	51.28	76.29

The accompanying notes are an integral part of the Financial Statements
As per our Report annexed of even date

For Singh & Co.
Chartered Accountants
Firm Registration No.: 302049E
Partner: Sankar Bandyopadhyay
Membership No.: 08230
Place: Kolkata
Date: 09.05.2024

For and on behalf of the board of directors

Harjinder Singh Kapoor
Whole Time Director
DIN: 10092589

Dilip Patodia
Director
DIN: 00482435

Brijankar Ghosh
Chief Financial Officer



Cinnatollah Tea Limited
(CIN: U15122UP2015PLC069633)
P.O. Hargeon, Dist. Sitapur, U.P.- 261121
Statement of Changes in Equity for the year ended 31st March, 2024

Particulars	Note No	As at 31 st March, 2024		As at 31 st March, 2023	
		No. of Shares	₹ in lakhs	No. of Shares	₹ in lakhs
A. Equity Share Capital					
Balance at the beginning of the year	17	2,61,75,396	2,617.54	2,61,75,396	2,617.54
Change in equity share capital during the year		-	-	-	-
Balance at the end of the year		2,61,75,396	2,617.54	2,61,75,396	2,617.54

B. Other Equity

Particulars	Note No.	Reserves & Surplus		Items of	
		Retained Earnings	Other Comprehensive Income	Comprehensive Income	Total
Balance at 1 st April, 2022	18	1,809.28	-	-	1,809.28
Total comprehensive income for the year		127.58	-	-	127.58
- Profit		-	(11.64)	(11.64)	(11.64)
- Remeasurement of defined benefit liability / (asset) (net of tax)		127.58	(11.64)	(11.64)	115.95
Total comprehensive income		(130.88)	11.64	11.64	-
Transfer of OCI -Remeasurement to Retained Earnings					(130.88)
Dividend on equity shares		1,794.36	-	-	1,794.36
Balance at 31 st March, 2023		(211.02)	(48.40)	(48.40)	(211.02)
Total comprehensive income for the year		(211.02)	(48.40)	(48.40)	(259.42)
- Profit		(48.40)	48.40	48.40	-
- Remeasurement of defined benefit liability / (asset)(net of tax)		(130.88)	-	-	(130.88)
Total comprehensive income		1,404.06	-	-	1,404.06
Transfer of OCI -Remeasurement to Retained Earnings					
Dividend on equity shares					
Balance at 31 st March, 2024					

As per our report of even date attached.

For Singhi & Co.
Chartered Accountants
Firm Registration No.: 302049E



Sankar Bandyopadhyay
Partner : Sankar Bandyopadhyay
Membership No.: 08230

Place: Kolkata
Date : 09.05.2024

Hajinder Singh Kapoor
Hajinder Singh Kapoor
Whole Time Director
DIN : 10092589

Dilip Patodia
Dilip Patodia
Director
DIN : 00482435

Priyankar Ghosh
Priyankar Ghosh
Chief Financial Officer

1. Corporate Information

Cinnatolliah Tea Limited (the Company) was incorporated on 19th March, 2015 as a Subsidiary Company of Upper Ganges Sugar & Industries Limited (UGSIL). With the objective of business realignment of UGSIL and The Oudh Sugar Mills Limited (OSML), a composite scheme of arrangement had been filed with the Hon'ble High Court of Allahabad to transfer the Tea business undertaking of Ganges Securities Limited (GSL) to the Company from the appointed date i.e. 1st April, 2015, which had been approved by the National Company Law Tribunal.

The main object of the Company is cultivation of tea and other agricultural products.

The Board of Directors approved the Financial Statements for the year ended 31st March 2024 on 9th May 2024.

2. Statement of Compliance

The company has adhered to all accounting policies in the preparation of these financial statements, ensuring compliance with the Indian Accounting Standards (Ind AS) as prescribed by the Ministry of Corporate Affairs under section 133 of the Companies Act, 2013, in conjunction with the Companies (Indian Accounting Standards) Rules, as amended, and in accordance with Schedule III of the Companies Act, 2013, where applicable. The statement of cash flows which has been prepared and presented as per the requirements of Ind AS 7 "Statement of Cash Flows".

Effective 01st April 2023 the Company has applied the following amendments to existing standards which has been notified by the Ministry of Corporate Affairs ("MCA"):

i. Ind AS 1, Presentation of Financial Statements:

Effective for annual periods starting on or after 1st April 2023, Ind AS 1 has been amended to replace the requirement for entities to disclose their 'significant accounting policies' with a requirement to disclose 'material accounting policy information'. The explicit requirement to disclose measurement bases has also been removed.

ii. Ind AS 8, Accounting policies, Change in Accounting Estimates and Errors:

The company has adopted the amendments to Ind AS 8 for the first time in current year. The amendments replace the definition of a change in accounting estimates with a definition of accounting estimates. Under the new definition, accounting estimates are "monetary amounts in financial statements that are subject to measurement uncertainty".

iii. Ind AS 12, Income Taxes:

The amendment has narrowed the scope of the Initial Recognition Exemption (IRE) (with regard to leases and decommissioning obligations). Now IRE does not apply to transactions that give rise to equal and offsetting temporary differences. Accordingly, companies will need to recognise a deferred tax asset and a deferred tax liability for temporary differences arising on transactions such as initial recognition of a lease and a decommissioning provision.

The amendments listed above did not have any impact on the amounts recognized in current period.



3. Basis of Preparation

These financial statements are prepared in accordance with the historical cost convention except for certain financial instruments, defined benefit plans and biological assets that are measured at fair values at the end of each reporting period, as explained in the material accounting policies set out below. The financial statements are prepared on a going concern basis using accrual concept except for the statement of cash flows.

Historical cost is generally based on fair value of the consideration given in exchange for goods and services.

Fair value is the price that would be received to sell an asset or paid to transfer a liability in an orderly transaction between market participants at the measurement date, regardless of whether that price is directly observable or estimated using another valuation technique. In estimating the fair value of an asset or a liability, the Company takes into account the characteristics of the asset or liability if market participants would take those characteristics into account when pricing the asset or liability at the measurement date. Fair value for measurement and/or disclosure purposes in these financial statements is determined on such a basis and measurements that have some similarities to fair value but are not fair value, such as net realizable value in Ind AS-2 inventories or value in use in Ind AS 36 – Impairment of Assets. In addition, for financial reporting purposes, fair value measurements are categorized into Level 1, 2, or 3 based on the degree to which the inputs to the fair value measurements are observable and the significance of the inputs to the fair value measurement in its entirety, as described hereunder:

Level 1- Quoted prices (unadjusted) in active markets for identical assets or liabilities that the entity can access at the measurement date.

Level 2- Other than quoted prices included within Level 1, that are observable for the asset or liability, either directly or indirectly; and

Level 3- Unobservable inputs for the asset or liability.

External valuers are involved for valuation of significant assets & liabilities. Involvement of external valuers is decided by the management of the company considering the requirements of Ind AS and selection criteria include market knowledge, reputation, independence and whether professional standards are maintained.

These financial statements have been prepared in Indian Rupee (₹) which is the functional currency of the Company. Foreign currency transactions are recorded at exchange rates prevailing on the date of the transaction. Foreign currency denominated monetary assets and liabilities are retranslated at the exchange rate prevailing on the balance sheet dates and exchange gains and losses arising on settlement and restatement are recognised in the statement of profit and loss. Non-monetary assets and liabilities that are measured in terms of historical cost in foreign currencies are not retranslated.

The company has assessed the materiality of the accounting policy information, which involves exercising judgement and considering both quantitative and qualitative factors by taking into account not only the size and nature of the item or condition but also the characteristics of the transactions, events or conditions that could make the information more likely to impact the decisions of the users of the financial statements.



The material accounting policy information related to preparation of the financial statements have been discussed in the respective notes.

1. Key Accounting Estimates and Judgements

A. Use of Estimates

The preparation of financial statements in conformity with Ind AS requires management to make judgments, estimates and assumptions that affect the application of the accounting policies and the reported amounts of assets and liabilities, the disclosure of contingent assets and liabilities at the date of the financial statements, and the reported amounts of revenues and expenses during the year. Actual results could differ from those estimates.

B. Change in Estimates

The estimates and underlying assumptions are reviewed on an ongoing basis. The effect of change in an accounting estimate is recognized prospectively by including it in profit or loss (a) In the period of the change if the change affects only that period; or (b) the period of the change and future periods, if the change affects both.

However, the change in an accounting estimate that gives rise to changes in assets and liabilities, or relates to an item of equity, is recognized by adjusting the carrying amount of the related asset, liability or equity item in the period of the change.

C. Key Sources of Estimation Uncertainty

Key assumption concerning the future, and other key sources of estimation uncertainty at the end of the reporting period that may have a significant risk of causing a material adjustment to the carrying amounts of assets and liabilities within the next financial year is as given below.

1.1 Actuarial Valuation

The determination of Company's liability towards defined benefit obligation to employees is made through independent actuarial valuation including determination of amounts to be recognised in the Statement of Profit and Loss and in Other Comprehensive Income. Such valuation depends upon assumptions determined after taking into account inflation, seniority, promotion and other relevant factors such as supply and demand factors in the employment market. Information about such valuation is provided in the Notes to the financial statements.

1.2 Provisions for Income Tax and Deferred Tax

The income tax expense or benefit for the period includes the tax due on the current period's taxable income at the rates prescribed by the Income Tax Act, 1961, and the respective State Agriculture Income Tax Acts, adjusted for any changes in deferred tax assets and liabilities arising from temporary differences and unutilized tax losses. Revenue, costs, allowances, and disallowances are allocated based on judgements informed by relevant rulings to determine the income tax provision.

1.2.1 Current Tax

Current tax assets and liabilities are measured at the amounts expected to be recovered or paid, using the tax rates and laws that have been enacted or substantively enacted by the balance sheet date.



1.2.2 Deferred Tax

Deferred tax assets and liabilities are measured using the tax rates that are expected to apply in the period when the asset is realized or the liability is settled, based on the rates and laws that have been enacted or substantively enacted by the balance sheet date. Deferred tax related to items recognized

directly in equity or in other comprehensive income is recorded in the same area, matching the transaction that generated the deferred tax. Deferred tax assets and liabilities are offset if there is a legally enforceable right to offset current tax assets against current tax liabilities and they relate to taxes levied by the same tax authority on either the same taxable entity or different taxable entities which intend to settle balances on a net basis. The recognition of deferred tax assets is contingent upon the likelihood of sufficient future taxable profits against which they can be utilized, necessitating significant judgement about possible legal or economic constraints.

1.3 Impairment of Financial Assets

The Company evaluates the carrying value of its investments at amortized cost annually or more frequently if impairment indicators arise. Meanwhile, the company acknowledges impairment losses for trade receivables that are not considered a financing transaction by employing the expected credit loss model. This model utilizes a provision matrix based on historical credit loss experience. If the recoverable amount is less than the carrying amount, an impairment loss is recorded.

1.4 Impairment of Non-Financial Assets

The Company evaluates, on each reporting date, whether there is any indication that an asset might be impaired. An asset is considered impaired when its carrying amount surpasses its recoverable value, which is the higher of its value in use and its net selling price. The value in use is calculated as the net present value of the expected cash flows over the asset's remaining useful life. To assess impairment, assets are grouped at the lowest levels for which cash inflows are separately identifiable and largely independent of the cash inflows from other assets or groups of assets, known as Cash Generating Units (CGU).

An impairment loss is recorded as an expense in the Statement of Profit and Loss in the financial year an asset is deemed impaired. If there is a subsequent increase in the recoverable amount, the impairment loss recognized in a prior accounting period is reversed.

1.5 Biological Assets

Biological assets, such as tea leaves on tea bushes, are valued at fair value minus the cost to sell.

The fair value of biological assets is determined by recent transactions with third parties or current market prices. The valuation of these assets and produce depends on market rates provided by the industry body for various grades, which are used to derive their fair value. This fair value calculation does not include the land where the crops grow or the property, plant, and equipment used in maintaining the planted areas. Changes in fair value are recorded in the Statement of Profit and Loss.

1.6 Claims, Provisions and Contingent Liabilities and Assets

Provisions for loss contingencies related to claims, litigations, assessments, fines, and penalties are recognized when a liability is likely incurred and the amount can be reliably estimated.

A contingent liability is considered when there is a possible but not probable obligation, or a present obligation that may not likely result in an outflow of resources, or a present obligation that cannot be



CINATOLLI AH TEA LIMITED

CIN No.: U15122UP2015PLC069633

P.O. Hargaon, Dist. Sitapur, U.P- 261121

Notes to Financial Statements as on and for the year ended 31st March, 2024

reliably quantified. Contingent liabilities are not provided for but are disclosed in the notes to the financial statements unless the outflow of resources is considered remote.

Contingent assets are not recorded in the financial statements but are disclosed when an inflow of economic benefits is likely.

2. Property, Plant and Equipment (Other than Bearer Plants)

Property, plant, and equipment used in production, supply, or administration are recorded at cost, minus accumulated depreciation and impairment losses. Cost includes the purchase price (net of discounts and rebates), import duties (if applicable), non-refundable taxes, directly attributable costs to bring the asset to working condition, and the present value of dismantling and restoration costs. Significant parts with different useful lives are accounted for as separate components. An item of property, plant and equipment is derecognized upon disposal or when no future economic benefits are expected to arise from the continued use of the asset. Gains or losses from disposal are recognized in the Statement of Profit and Loss.

Capital work-in-progress is stated at cost which includes expenses incurred during construction period, interest on amount borrowed for acquisition of qualifying assets and other expenses incurred in connection with project implementation in so far as such expenses relate to the period prior to the commencement of commercial production.

Depreciation is recognised so as to write off the cost of assets (other than freehold land and properties under construction) less their residual values over their useful lives, using the straight-line method using rates determined based on the useful life of the respective assets and the residual values in accordance with Schedule II of the Companies Act, 2013 or as reassessed by the Company based on the technical evaluation. The estimated useful lives and residual values are reviewed at the end of each reporting period and changes, if any, are treated as changes in accounting estimate. The useful lives are based on technical estimates and the management believe that the useful lives are realistic and fair approximation over the period of which the assets are likely to be used.

3. Bearer Plants


Bearer plants, which are used to produce agricultural goods and have a lifespan of more than twelve months, are capitalized as Property, Plant, and Equipment. They appear on the balance sheet at their cost, less any accumulated depreciation and impairment losses. The cost encompasses all expenses incurred until the plants are ready for commercial harvesting.

Depreciation of bearer plants is computed using the straight-line method over their estimated useful lives. The residual value of bearer plants is assumed to be nil, and their useful life is determined at 50 years.

Young tea bushes and shade trees, including the costs of seeds and nursery upkeep, are accounted for at cost under capital work-in-progress until they reach maturity. These costs cover land preparation, planting, and care until the bushes are mature enough to be reclassified as bearer plants.

4. Goodwill

Goodwill represents an asset that encompasses future economic benefits derived from other assets acquired in a composite scheme of arrangement approved by the NCLT, which are not individually identified and separately recognized. It is initially measured at cost, which is the excess of the consideration transferred over the net identifiable assets acquired and liabilities assumed. Goodwill is



deemed to have an indefinite useful life; therefore, it is not amortized but is tested for impairment at least annually. Subsequent to its initial recognition, goodwill is measured at cost less any accumulated impairment losses.

5. Leases

The Company evaluates whether an arrangement qualifies as a lease according to Ind AS 116, requiring significant judgment. This judgment is applied in assessing the lease term, including anticipated renewals, and determining the applicable discount rate. The discount rate is typically based on the incremental borrowing rate specific to the lease or a portfolio of similar leases. Details on the impact of adopting Ind AS 116 are provided in Note 34.

5.1 Right-of-use Assets

The Company recognizes right-of-use assets at the lease commencement date, measured at cost minus accumulated depreciation and impairment losses, and adjusted for any remeasurement of lease liabilities. The cost includes the recognized lease liabilities, initial direct costs, lease payments made before or at commencement (less any lease incentives received). These assets are depreciated on a straight-line basis over the shorter of the lease term or the assets' useful lives and are subject to impairment (Refer to Note 3.14). Right-of-use assets are disclosed under Property, Plant, and Equipment (See Note 4).

5.2 Lease Liabilities

At the lease commencement date, the Company recognizes lease liabilities measured at the present value of lease payments over the lease term. Lease payments include fixed payments (minus any lease incentives receivable), variable payments based on an index or rate, and amounts expected under residual value guarantees. The present value is calculated using the Company's incremental borrowing rate at commencement, as the implicit interest rate is not readily determinable. After commencement, lease liabilities increase with interest accrual and decrease with payments made. The carrying amount is remeasured for modifications, changes in lease term, payment amounts, or assessment of purchase options. Lease liabilities are disclosed under other financial liabilities (See Note 20).

6. Financial Assets and Financial Liabilities

Financial assets and financial liabilities are recognised when the Company becomes a party to the contractual provisions of the instrument. Financial assets and liabilities are initially measured at fair value, except for trade receivables and trade payables which are initially measured at transaction price. Transaction costs that are directly attributable to the acquisition or issue of financial assets and financial liabilities (other than financial assets and financial liabilities at fair value through profit or loss) are added to or deducted from the fair value measured on initial recognition of financial asset or financial liability.

6.1 Financial Assets at Amortized Costs

Financial assets are subsequently measured at amortised cost if these financial assets are held within a business whose objective is to hold these assets in order to collect contractual cash flows and the contractual terms of the financial assets give rise on specified dates to cash flows that are solely payments of principal and interest on the principal amount outstanding.



CINATOLLI AH TEA LIMITED

CIN No.: U15122UP2015PLC069633

P.O. Hargaon, Dist. Sitapur, U.P- 261121

Notes to Financial Statements as on and for the year ended 31st March, 2024

6.2 Financial Assets at Fair Value Through Profit or Loss

Financial assets are measured at fair value through profit or loss unless they are measured at amortised cost or at fair value through other comprehensive income on initial recognition. The transaction costs directly attributable to the acquisition of financial assets and liabilities at fair value through profit or loss are immediately recognised in statement of profit and loss.

6.3 Cash and Cash Equivalents

The Company considers all highly liquid investments that are readily convertible to known amounts of cash and subject to insignificant risk of value change as cash equivalents. Cash and cash equivalents include unrestricted bank balances, cash in hand, cheques in hand and short-term deposits with an original maturity of 3 months or less. Bank deposits maturing after 3 months but within 12 months of the reporting date are classified as Other Bank Balances (see Note 12).

7. Inventories

Inventories include raw materials (including purchased tea leaves), finished goods, and stock-in-trade, valued at the lower of cost and estimated net realizable value. Cost includes expenditures incurred to bring inventories to their current location and condition, including appropriate overheads for finished goods, and is determined on a weighted average basis. Materials and other items used for production are not written down below cost if the finished products are expected to be sold at or above cost.

Harvested tea leaves from own gardens are measured at fair value less cost of sale at the point of harvest, and this cost is used for valuing finished goods. Net realizable value is the estimated selling price in the ordinary course of business, minus the estimated costs of completion and sale.

8. Revenue Recognition

8.1 Sale of Goods

Revenue from the sale of goods is recognized when the company transfers control along with risk, and rewards of the goods to the customer according to the contract terms, without retaining effective ownership, usually coinciding with delivery. Revenue is measured at the fair value of the consideration received or receivable, determined by the contractual transaction price adjusted for discounts, commissions, rebates, and imputed interest at the time of sale. The company assesses if the contract contains other promises that are separate performance obligations requiring allocation of a portion of the transaction price. In calculating the transaction price, the company considers variable consideration, significant financing components, non-cash considerations, and customer payments, if any.

Revenue is measured at the transaction price net of returns, discounts, volume rebates, and outgoing sales taxes, including goods and service tax. The company recognizes revenue when it can reliably measure the revenue amount and it is probable that future economic benefits will flow to the company, irrespective of the payment timing. Since the period between transferring the promised goods to the customer and the customer's payment is typically one year or less, financing components are not considered.

Taxes collected by the company on the government's behalf, clearly identified on sales documents, are excluded from revenue.



Some contracts grant customers the right to return goods. The Company employs the expected value method to estimate returns, as it most accurately forecasts the variable consideration it will not receive. In line with Ind AS 115 "Revenue from Contracts with Customers," estimates of variable consideration are constrained to ascertain the amount to be deducted from the transaction value for goods anticipated to be returned, leading to the derecognition of associated receivables. Additionally, an asset for the right of return is recognized, along with a corresponding inventory adjustment, for the right to reclaim products from a customer.

8.2 Insurance Claim

Insurance claims are recognized based on claims admitted or expected to be admitted, to the extent that the recoverable amount can be measured reliably and it is reasonable to expect ultimate collection.

9. Employee Benefits

9.1 Short-Term Employee Benefits

All employee benefits payable, including liabilities for wages, salaries, and non-monetary benefits expected to be settled within twelve months of service delivery, are classified as short-term employee benefits. These are recognized in the period when the employee provides the related service. The company records the full, undiscounted amount of short-term employee benefits to be paid for services rendered as a liability (accrued expense), after deducting any amounts already paid.

9.2 Long-Term Employee Benefits

Employees are entitled to medical/sick leave and casual leave, which must be used within the year or else they are forfeited. Privileged leave, on the other hand, can be used during the year or accumulated and encashed out upon termination of employment, subject to a restriction on maximum number of accumulations of leave. The company determines the liability for accumulated leaves not expected to be settled within twelve months using the Present Value method through the Projected Unit Credit Method with actuarial valuation being carried out at each Balance Sheet date. This approach accounts for expected future payments for employee services rendered up to the end of the reporting period, discounting benefits at the market yield rates of government bonds at the end of the reporting period. Adjustments arising from experience or changes in actuarial assumptions are recorded in the profit and loss statement.

9.3 Post-Employment Benefits

The Company operates the following post-employment schemes:

9.3.1 Defined Contribution Plan

Defined contribution plans, including Provident and Pension Funds, are recorded in the statement of profit and loss as they are incurred.

9.3.2 Defined Benefit Plan

The liability or asset recognized in the Balance Sheet in respect of defined benefit plans is the present value of the defined benefit obligation at the end of the reporting period less the fair value of plan assets. The Company's net obligation in respect of defined benefit plans is calculated by estimating the amount of future benefit that employees have earned in the current and prior periods.



CINATOLLI AH TEA LIMITED

CIN No.: U15122UP2015PLC069633

P.O. Hargaon, Dist. Sitapur, U.P- 261121

Notes to Financial Statements as on and for the year ended 31st March, 2024

The Company operates Defined Benefit Gratuity Plan for employees. The cost of providing defined benefits is determined using the Projected Unit Credit Method with actuarial valuations being carried out at each reporting date. The defined benefit obligations recognised in the Balance Sheet represent the present value of the defined benefit obligations as reduced by the fair value of plan assets, if applicable. Any defined benefit asset (negative defined benefit obligations resulting from this calculation) is recognised representing the present value of available refunds and reductions in future contributions to the plan.

All expenses represented by current service cost, past service cost, if any, and net interest on the defined benefit liability or asset are recognised in the Statement of Profit and Loss. Re-measurements of the net defined benefit liability or asset comprising actuarial gains and losses and the return on the plan assets (excluding amounts included in net interest on the net defined benefit liabilities or asset) are recognised in comprehensive income and taken to "retained earnings". Such re-measurements are not reclassified to the Statement of Profit and Loss in the subsequent periods. The Company presents the above liability or asset as current and non-current in the Balance Sheet as per actuarial valuation by the independent actuary.

The company contributes to a fund maintained by the Life Insurance Corporation of India. The various risks to which the company is exposed in providing the gratuity benefit are disclosed in Note 33.

10. Recent Pronouncements

The Ministry of Corporate Affairs (MCA) regularly notifies new standards or amendments to existing standards under the Companies (Indian Accounting Standards) Rules. For the fiscal year ending March 31, 2024, the MCA has not notified any new standards or amendments to the standards that are applicable to the company.



Cinnatollah Tea Limited

(CIN: U15122UP2015PLC069633)

P.O. Hargaon, Dist. Sitapur, U.P- 261121

Notes to Financial Statements as at and for the year ended 31st March, 2024

4. Property, Plant and Equipment and Right to Use Assets

Property, Plant and Equipment	Buildings	Plants and Equipments	Bearer Plant	Computer and Data Processing Equipments	Furniture and Fixtures	Vehicles	Office Equipments	Total Property, Plant and Equipment	Right to Use Assets
Carrying Amount									
At 1st April 2022	654.13	388.38	55.17	9.21	10.80	106.27	5.53	1,229.49	12.42
Additions	39.13	25.41	-	5.85	1.19	7.17	6.76	85.51	-
Disposals	-	-	0.75	2.65	-	12.56	-	15.96	-
At 31st March, 2023	693.26	413.79	54.42	12.41	11.99	100.88	12.29	1,299.04	12.42
Additions	116.45	41.27	50.04	2.88	0.62	8.18	0.99	220.43	13.07
Disposals	-	-	0.01	-	-	13.84	-	13.85	-
At 31st March, 2024	809.71	455.06	104.45	15.29	12.61	95.22	13.28	1,505.62	25.49
Accumulated Depreciation									
At 1st April 2022	59.80	108.06	0.82	3.94	4.38	48.34	2.67	228.01	8.28
Charges for the year	16.08	28.75	1.04	2.19	0.94	12.06	1.51	62.57	2.76
Disposals for the year	-	-	0.02	1.15	-	11.93	-	13.10	-
At 31st March, 2023	75.88	136.81	1.84	4.99	5.31	48.47	4.18	277.48	11.04
Charges for the year	17.73	29.53	1.97	3.87	0.98	10.74	2.49	67.32	2.69
Disposals for the year	-	-	-	-	-	11.65	-	11.65	-
At 31st March, 2024	93.61	166.34	3.81	8.86	6.29	47.56	6.67	333.15	13.73
Net block									
At 31st March, 2023	617.38	276.98	52.58	7.42	6.67	52.41	8.11	1,021.56	1.38
At 31st March, 2024	716.10	288.72	100.64	6.43	6.32	47.66	6.61	1,172.47	11.76


*

a) During the year, no revaluation has been carried out in respect of Property, Plant and Equipment.

b) Title Deed of Immovable property are held in the name of the company.

c) There are no contractual Agreement with respect to Property, Plant and Equipment.

d) No indicator of impairment was identified during the current year. Hence, Property, Plant and Equipment were not tested for impairment.



Cinnatoliyah Tea Limited

(CIN: U15122UP2015PLC069653)

P.O. Hargaan, Dist. Sitapur, U.P. 261121

Notes to Financial Statements as at and for the year ended 31st March, 2024

5. Capital Work-in-progress

Particulars	(₹ in lakhs)	
	As at 31.03.2024	As at 31.03.2023
Balance at the beginning of the year	227.04	132.27
Add : Additions during the year	7.78	136.87
Add: Expenses on Bearer Plant during the year	15.30	34.22
Less : Transferred to Property, Plant and Equipment	250.12	303.36
Less : Mortality / Damaged, consumption for Infilling	167.50	76.32
	82.62	227.04

Capital Work in Progress (CWIP) ageing schedule

CWIP	Amount in CWIP for a period of				Total
	Less than 1 year	1-2 years	2-3 Years	More than 3 years	
Projects in progress	5.16	3.63	70.11	3.72	82.62
Projects temporarily suspended	-	-	-	-	-
Total	5.16	3.63	70.11	3.72	82.62

CWIP	Amount in CWIP for a period of				Total
	Less than 1 year	1-2 years	2-3 Years	More than 3 years	
Projects in progress	115.89	37.29	20.10	53.76	227.04
Projects temporarily suspended	-	-	-	-	-
Total	115.89	37.29	20.10	53.76	227.04

There are no projects under Capital work in progress which are suspended or which have exceeded its budgeted cost in the year ended 31st March, 2024 and 31st March, 2023.



Cinnatollah Tea Limited

(CIN: U15122UP2015PLC069633)

P.O. Hargaon, Dist. Sitapur, U.P- 261121

Notes to Financial Statements as at and for the year ended 31st March, 2024

6 (a). Goodwill

Particulars	(₹ in lakhs)	
	As at 31.03.2024	As at 31.03.2023
Reconciliation of carrying amount		
Gross carrying amount		
Balance at the beginning of the year	90.11	90.11
Additions during the period	-	-
Balance at the end of the period	90.11	90.11
Carrying amount	90.11	90.11

Note- Impairment test of goodwill has been done for the year ended 31.03.2024 and it has been observed that there is no variation in its value.

6 (b). Computer Software

	(₹ in lakhs)
Carrying Amount	
At 1st April 2022	-
Additions	13.09
Disposals	-
At 31st March, 2023	13.09
Additions	-
Disposals	-
At 31st March, 2024	13.09
Accumulated Amortization	
At 1st April 2022	-
Charges for the year	1.31
Disposals for the year	-
At 31st March, 2023	1.31
Charges for the year	2.62
Disposals for the year	-
At 31st March, 2024	3.93
Net block	
At 31st March, 2023	11.78
At 31st March, 2024	9.16

No indicator of impairment was identified during the current year. Hence, Intangible Assets were not tested for impairment.



Cinnatollah Tea Limited
(CIN: U15122UP2015PLC069633)
P.O. Hargaon, Dist. Sitapur, U.P.- 261121

Notes to financial statements as at and for the year ended 31st March 2024
 (All amounts in INR lakhs, unless otherwise stated)

Particulars	As at 31.03.2024	₹ in lakhs As on 31.03.2023
7. Investments		
Investments in debentures and bonds at FVTPL-Quoted	726.07	726.07
Investments in mutual funds at FVTPL: Unquoted	280.38	260.46
	1,006.45	986.53

Note No 7a-Investments

Particulars	As at 31st March 2024		As at 31st March 2023	
	Face Value	No. of Units	No. of Units	Amount
Non-Current				
Investments in debentures and bonds at FVTPL				
Quoted				
SBI SR II 7.72 BD Perpetual Bonds	1,00,00,000.00	7		726.07
Total (debentures and bonds)				726.07
Investments in mutual funds at FVTPL:				
Unquoted				
Aditya Birla Sunlife Corporate Bond -G-Debt Fund		56,206	56,206	53.05
Bandhan CRISIL IBX Gilt April 2028 Index Fund Reg -G-Debt Fund		9,51,907	9,51,907	103.70
Nippon India Dynamic Bond -G -Debt Fund		3,34,383	3,34,383	103.71
Total (mutual funds)				260.46
Total non-current investments				986.53
Aggregate amount of quoted investments				726.07
Aggregate amount of unquoted investments				260.46
Aggregate market value of quoted investments				726.07



Cinnatolliah Tea Limited

(CIN: U15122UP2015PLC069633)

P.O. Hargaon, Dist. Sitapur, U.P- 261121

Notes to Financial Statements as at and for the year ended 31st March, 2024

8. Inventories

Particulars	(₹ in lakhs)	
	As at 31.03.2024	As at 31.03.2023
<i>(Value at lower of cost and net realisable value)</i>		
Finished goods	- 120.93	75.66
Tea Waste	1.17	3.73
Stores, chemicals and spare parts	- 157.49	170.35
	- <u>279.59</u>	<u>249.74</u>

9. Biological Assets other than Bearer Plant

Particulars	(₹ in lakhs)	
	As at 31.03.2024	As at 31.03.2023
Reconciliation of carrying amount		
Balance at the beginning of the year	- 1.60	3.12
Increase/(Decrease) due to unharvested/ physical changes	2.05	(1.52)
Decrease due to sales/ write off	-	-
Balance at the end of the year	- <u>3.65</u>	<u>1.60</u>

10. Trade receivables

Particulars	(₹ in lakhs)	
	As at 31.03.2024	As at 31.03.2023
Trade Receivables	- 66.62	93.64
Less: Allowance for expected credit loss	- 11.82	11.82
Total Trade receivables - (Considered Good)	- <u>54.80</u>	<u>81.82</u>
Break up of security details		
Trade Receivables considered good - Secured	-	-
Trade Receivables considered good - Unsecured	54.80	81.82
Trade Receivables -credit impaired	11.82	11.82
Total Trade receivables	<u>66.62</u>	<u>93.64</u>
Less: Allowance for doubtful debts	11.82	11.82
Total	<u>54.80</u>	<u>81.82</u>

10.1 No trade or other receivables are due from directors or other officers of the company either severally or jointly with any other person. Nor any trade or other receivable are due from firms or private companies respectively in which any Director is a partner, a Director or a Member.



Cinnatollah Tea Limited
 (CIN: U15122UP2015PLC096933)
 P.O. Hargaoon, Dist. Sitapur, U.P. - 261121
 Notes to Financial Statements as at and for the year ended 31st March, 2024

Particulars	Not Due	Outstanding from due date of payment as on March 31, 2024				Total
		Upto 6 months	6 months - 1 year	1-2 years	2-3 years	
Undisputed	-	54.80	-	-	-	54.80
Considered good	-	-	-	-	-	-
Which have significant increase in credit risk	-	-	-	-	-	-
Credit impaired	-	-	-	11.82	-	11.82
Disputed	-	-	-	-	-	-
Considered good	-	-	-	-	-	-
Which have significant increase in credit risk	-	-	-	-	-	-
Credit impaired	-	-	-	-	-	-
Sub-total	-	54.80	-	11.82	-	66.62
Less: Loss allowance	-	-	-	(11.82)	-	(11.82)
Total	-	54.80	-	-	-	54.80
Particulars	Not Due	Outstanding from due date of payment as on March 31, 2023				Total
		Upto 6 months	6 months - 1 year	1-2 years	2-3 years	
Undisputed	-	81.82	-	-	-	81.82
Considered good	-	-	-	-	-	-
Which have significant increase in credit risk	-	-	-	-	-	-
Credit impaired	-	-	-	-	11.82	11.82
Disputed	-	-	-	-	-	-
Considered good	-	-	-	-	-	-
Which have significant increase in credit risk	-	-	-	-	-	-
Credit impaired	-	-	-	-	-	-
Sub-total	-	81.82	-	-	-	93.64
Less: Loss allowance	-	-	-	-	(11.82)	(11.82)
Total	-	81.82	-	-	-	81.82

10.3 Movement in Loss Allowance

Particulars	As at 31 st March 2024	As at 31 st March 2023
Balance at the beginning of the year	11.82	11.82
Change in loss allowances during the year	-	-
Trade receivables written off during the year	-	-
Balance as at the end of the year	11.82	11.82



Cinnatollah Tea Limited

(CIN: U15122UP2015PLC069633)

P.O. Hargaon, Dist. Sitapur, U.P- 261121

Notes to Financial Statements as at and for the year ended 31st March, 2024

11. Cash and cash equivalents		(₹ in lakhs)	
Particulars	As at 31.03.2024	As at 31.03.2023	
Cash and cash equivalents			
Cash on hand	4.07	29.05	
Balances with banks (of the nature of Cash & Cash Equivalents)			
- Current accounts	47.21	47.24	
	<u>51.28</u>	<u>76.29</u>	
12. Other Balances with Banks		(₹ in lakhs)	
Particulars	As at 31.03.2024	As at 31.03.2023	
Short Term Deposits (Fixed Deposits)	1,553.49	1,908.96	
	<u>1,553.49</u>	<u>1,908.96</u>	
13. Other Financial Assets		(₹ in lakhs)	
Particulars	As at 31.03.2024	As at 31.03.2023	
<i>(Considered good - Unsecured)</i>			
Non-current			
Security and other deposits	4.52	4.52	
Balances with Tea Development Account Scheme, 1990	54.35	62.64	
	<u>58.87</u>	<u>67.16</u>	
Current			
<i>(Considered good - Unsecured)</i>			
Interest receivable on Loans, deposits, investments etc.	32.43	29.66	
Balances with Tea Development Account Scheme, 1990	36.62	66.30	
	<u>69.05</u>	<u>95.96</u>	
14. Deferred Tax Assets (net)			
Particulars	As at 31.03.2024	As at 31.03.2023	
Deferred Tax Liabilities			
Arising on account of:			
Property, plant and equipments including intangible assets and right of use assets net of lease liabilities	121.03	102.22	
Gain in fair value of unquoted mutual funds	1.49	-	
	<u>122.52</u>	<u>102.22</u>	
Deferred Tax Assets			
Arising on account of:			
Section 43B of Income-tax Act	113.83	93.01	
Provisions - others	3.32	3.31	
Loss in fair value of unquoted mutual funds	-	0.15	
Remeasurement of defined benefit plan	-	-	
	<u>117.15</u>	<u>96.47</u>	
Net deferred tax assets / (liabilities)	<u>(5.37)</u>	<u>(5.75)</u>	



Cinnatollah Tea Limited

(CIN: U15122UP2015PLC069633)

P.O. Hargaon, Dist. Sitapur, U.P.- 261121

Notes to Financial Statements as at and for the year ended 31st March, 2024

14.1 Movement in deferred tax asset and deferred tax liabilities during the year ended 31st March, 2024 and 31st March, 2023

(₹ in lakhs)

Particulars	As at 31st March, 2023	Recognised in profit or loss and Other Comprehensive Income	As at 31st March, 2023
Deferred Income Tax Assets/(Liabilities)			
Property, Plant & Equipments & Intangible Assets	(95.07)	(7.16)	(102.23)
Gain in fair value of unquoted mutual funds	(0.36)	0.51	0.15
Items u/s 43B of the Income Tax Act, 1961	101.20	(8.19)	93.01
Provisions - others	3.32	-	3.32
Deferred Income Tax Assets/(Liabilities)	9.09	(14.84)	(5.75)
			(₹ in lakhs)
Particulars	As at 31st March, 2024	Recognised in profit or loss and Other Comprehensive Income	As at 31st March, 2024
Deferred Income Tax Assets/(Liabilities)			
Property, Plant & Equipments & Intangible Assets	(102.23)	(18.80)	(121.03)
Less in fair value of unquoted mutual funds	0.15	(1.64)	(1.49)
Items u/s 43B of the Income Tax Act, 1961	93.01	20.82	113.83
Provisions - others	3.32	-	3.32
Deferred Income Tax Assets/(Liabilities)	(5.75)	0.38	(5.37)



Cinnatolliah Tea Limited

(CIN: U15122UP2015PLC069633)

P.O. Hargaon, Dist. Sitapur, U.P- 261121

Notes to Financial Statements as at and for the year ended 31st March, 2024

Particulars	As at 31.03.2024	As at 31.03.2023
15. (a) Advance income tax [net of provision for taxation Rs. 456.61 lakhs (31 March 2023 : 455.87 lakhs)]	163.45	137.24
	163.45	137.24
15. (b) Other Non-current Assets <i>(Considered good - Unsecured)</i>		
Capital Advances	1.80	-
Advances other than Capital Advances		
Prepaid Expenses	0.30	0.24
	2.10	0.24
16. Other Current Assets (₹ in lakhs)		
Particulars	As at 31.03.2024	As at 31.03.2023
Considered good		
Advance to Suppliers	0.64	0.94
Balance with Excise and other Government Authorities (Refer Note 16.2)	33.96	26.80
Prepaid Expenses	11.10	10.07
Insurance Claim Receivable	1.63	2.20
Other receivables (represents Staff Advance, Labour Advance, etc)	4.30	7.56
	51.63	47.57

16.1 No advances are due to directors or other officers of the company either severally or jointly with any other person.

16.2 There is a difference between Books and Electronic Credit Ledger of Rs 1.71 lakhs, which is under reconciliation.



Cinnatollah Tea Limited
(CIN: U15122UP2015PLC069633)
P.O. Hargaan, Dist. Sitapur, U.P.- 261121
Notes to Financial Statements as at and for the year ended 31st March, 2024

Particulars	₹ in lakhs)	
	As at 31.03.2024	As at 31.03.2023
17. Share Capital		
Authorised:		
2,65,00,000 equity shares of ₹ 10 each	2,650.00	2,650.00
	2,650.00	2,650.00

Issued, subscribed and fully paid-up:		
2,61,75,396 equity shares of ₹ 10 each	2,617.54	2,617.54
	2,617.54	2,617.54

	As at 31.03.2024		As at 31.03.2023	
	Number of shares	₹ in lakhs	Number of shares	₹ in lakhs
Equity shares				
Outstanding at the beginning of the year	2,61,75,396	2,617.54	2,61,75,396	2,617.54
Add: Issued during the year	-	-	-	-
Outstanding at the end of the year	2,61,75,396	2,617.54	2,61,75,396	2,617.54

(b) Rights, preferences and restrictions attached to equity shares
The company has single class of Equity Shares. Each holder of Equity Shares is entitled to one vote per share and equal right for dividend. The dividend proposed by the Board of Directors is subject to the approval of Shareholders in the ensuing Annual General Meeting, except in case of Interim dividend. In the event of Liquidation, the equity shareholders are eligible to receive the remaining assets of the company after payment of all preferential amounts, in proportion of their shareholding.

	As at 31.03.2024		As at 31.03.2023	
	Number of shares	% of total shares in the class	Number of shares	% of total shares in the class
(c) Particulars of shareholders holding more than 5% shares of fully paid up equity shares				
Equity shares of ₹ 10 each fully paid up held by Ganges Securities Limited (Holding Company)	2,61,75,396	100.00	2,61,75,396	100.00

As per records of the Company, including its register of Shareholders/members, the above share holdings represents legal ownership of shares.

- (d) No ordinary shares have been reserved for issue under options and contracts/ commitments for the sale of shares/ disinvestment as at the Balance Sheet date.
- (e) The Company has not allotted any equity shares against consideration other than cash nor has allotted any shares as fully paid up by way of bonus shares nor has bought back any shares during the period of five years immediately preceding the date at which the Balance Sheet is prepared.
- (f) No securities convertible into Equity/ Preference shares have been issued by the Company during the year.
- (g) No calls are unpaid by any Director or Officer of the Company during the year.



Cinnatollah Tea Limited

(CIN: U15122UP2015PLC069633)

P.O. Hargoon, Dist. Sitapur, U.P- 261121

Notes to Financial Statements as at and for the year ended 31st March, 2024

17. (h) Disclosure of shareholding of promoters

Particulars	March 31, 2024		March 31, 2023	
	No. of Shares	% in Holding	No. of Shares	% in Holding
Ganges Securities Limited	2,61,75,326	99.81%	2,61,75,326	99.81%
Santosh Kumar Poddar	10	0.00%	10	0.00%
Dilip Patodia	10	0.00%	10	0.00%
Anand Sharma	10	0.00%	10	0.00%
Kailash Chand Gupta	10	0.00%	10	0.00%
Brij Mohan Agarwal	10	0.00%	10	0.00%
Sunil Choraria	10	0.00%	10	0.00%
Subramanian Sathyanurthy	10	0.00%	10	0.00%
Particulars	March 31, 2023		March 31, 2022	
	No. of Shares	% in Holding	No. of Shares	% in Holding
Ganges Securities Limited	2,61,75,326	99.81%	2,61,75,326	99.81%
Santosh Kumar Poddar	10	0.00%	10	0.00%
Dilip Patodia	10	0.00%	10	0.00%
Anand Sharma	10	0.00%	10	0.00%
Kailash Chand Gupta	10	0.00%	10	0.00%
Brij Mohan Agarwal	10	0.00%	10	0.00%
Sunil Choraria	10	0.00%	10	0.00%
Subramanian Sathyanurthy	10	0.00%	10	0.00%



Cinnatollah Tea Limited

(CIN: U15122UP2015PLC069633)

P.O. Hargaon, Dist. Sitapur, U.P- 261121

Notes to Financial Statements as at and for the year ended 31st March, 2024

18. Other Equity

Particulars	(₹ in lakhs)	
	As at 31.03.2024	As at 31.03.2023
Reserves & Surplus		
Retained Earnings	1,404.06	1,794.36
Other Comprehensive Income	-	-
	<u>1,404.06</u>	<u>1,794.36</u>
	As at 31.03.2024	As at 31.03.2023
i) Retained Earnings		
Balance at the beginning of the year	1,794.36	1,809.28
Profit for the year	(211.02)	127.58
Dividend (including dividend distribution tax) on equity shares	(130.88)	(130.88)
Remeasurement of defined benefit liability / (asset) (net)	(48.40)	(11.64)
Closing balance	<u>1,404.06</u>	<u>1,794.36</u>
	As at 31.03.2024	As at 31.03.2023
ii) Other Comprehensive Income		
Remeasurement of Defined Benefit Plans		
Balance at the beginning of the year	-	-
Add/(Less): Actuarial Gain/(Loss) based on the valuation -net of taxes	48.40	11.64
Less : Transfer to retained earning	(48.40)	(11.64)
Balance at the end of the year	<u>-</u>	<u>-</u>
Total Reserves and Surplus	<u>1,404.06</u>	<u>1,794.36</u>

(a) **Retained Earnings:** This reserve represents the cumulative profits of the Company and effects of remeasurements of defined benefit obligation. This reserve can be utilised in accordance with the provisions of Companies Act, 2013

(b) **Other Comprehensive Income:** Other Comprehensive Income represents the actuarial gains and losses arising on re-measurement of defined benefit obligations.

19. Trade Payables

Particulars	(₹ in lakhs)	
	As at 31.03.2024	As at 31.03.2023
Total outstanding dues of creditors to micro enterprises and small enterprises * (Refer Note 19.1)	-	-
Total outstanding dues of creditors to other than micro enterprises and small enterprises	28.25	29.40
	<u>28.25</u>	<u>29.40</u>

* The Company has determined the status of Vendors in relation to micro, small & medium enterprises (MSME).

19.1 The following details relating to Micro enterprises and small enterprises are as under:

(i) The principal amount and the interest due thereon remaining unpaid to any supplier as at the end of the accounting year:

Principal amount due to micro and small enterprises	-	-
Interest due on above	-	-
Total	-	-

(ii) The amount of interest paid by the buyer in terms of section 16 of the Micro and Small Enterprises Development Act,

	-	-
--	---	---

(iii) The amount of interest due and payable for the period of delay in making payment (which have been paid but beyond the appointed day during the year) but without adding the interest specified under the MSMED Act, 2006.

	-	-
--	---	---

(iv) The amount of interest accrued and remaining unpaid at the end of the accounting year.

	-	-
--	---	---

(v) The amount of further interest remaining due and payable even in the succeeding years, until such date when the interest dues as above are actually paid to the small enterprise, for the purpose of disallowance of a deductible expenditure under section 23 of the MSMED Act, 2006.

	-	-
--	---	---



Cinnatollah Tea Limited
(CIN: U15122UP2015PLC069633)
P.O. Hargaon, Dist. Sitapur, U.P- 261121
Notes to Financial Statements as at and for the year ended 31st March, 2024

19.1 Trade Payables Ageing Schedule

Particulars	Outstanding as on March 31, 2024 from due date of payment						Total
	Unbilled Due	Not Due	Upto 1 Year	1-2 Years	2-3 Years	More than 3 Years	
MSME	-	-	-	-	-	-	-
Others	5.86	-	22.39	-	-	-	28.25
Disputed dues -MSME	-	-	-	-	-	-	-
Disputed dues -Others	-	-	-	-	-	-	-
Total	5.86	-	22.39	-	-	-	28.25

Particulars	Outstanding as on March 31, 2023 from due date of payment						Total
	Unbilled Due	Not Due	Upto 1 Year	1-2 Years	2-3 Years	More than 3 Years	
MSME	-	-	-	-	-	-	-
Others	2.70	-	24.51	0.24	1.63	0.32	29.40
Disputed dues -MSME	-	-	-	-	-	-	-
Disputed dues -Others	-	-	-	-	-	-	-
Total	2.70	-	24.51	0.24	1.63	0.32	29.40



Cinnatollah Tea Limited

(CIN: U15122UP2015PLC069633)

P.O. Hargaon, Dist. Sitapur, U.P- 261121

Notes to Financial Statements as at and for the year ended 31st March, 2024

20. Other Financial Liabilities	
Particulars	(₹ in lakhs)
	As at 31.03.2024
Non-current	
Liability for Lease payment (Note : 34)	10.01
	10.01
Current	
Liability for Lease payment (Note : 34)	2.34
Payable to employees	24.37
	26.71
	63.19

21. Other Current Liabilities	
Particulars	(₹ in lakhs)
	As at 31.03.2024
Advance from customers	4.82
Statutory dues	21.43
	21.43
	21.28

22. Provisions	
Particulars	(₹ in lakhs)
	As at 31.03.2024
Provision for employee benefits	
Net defined benefit liability - Gratuity (Refer Note 33)	274.57
Leave	15.91
Non-current	290.48
	225.49
Net defined benefit liability - Gratuity (Refer Note 33)	
Leave	17.96
Bonus	7.73
Current	230.94
	227.95
	247.97



Cinnatollah Tea Limited

(CIN: U15122UP2015PLC069633)

P.O. Hargaon, Dist. Sitapur, U.P- 261121

Notes to Financial Statements as at and for the year ended 31st March, 2024

23. Revenue from Operations

(₹ in lakhs)

Particulars	Year ended 31st March, 2024	Year ended 31st March, 2023
Sale of Goods (A)		
Finished goods	2,422.78	2,774.76
	2,422.78	2,774.76
Other Operating Revenue (B)		
Tea Board replanting subsidy	-	-
Scrap Sale	1.18	1.01
Tea Waste Sale	17.52	7.85
	18.70	8.86
Total Revenue from Operations (A) + (B)	2,441.48	2,783.62

23(a). Disclosures pursuant to IND AS 115

i) Nature of goods and services : The Company is engaged in the manufacturing and sale of Tea and other agriculture produce and the same is the only reportable primary segment of the Company.

ii) Disaggregation of revenue : In the following table, revenue is disaggregated by major product lines, geographical market and timing of revenue recognition, etc :

	Year ended 31st March, 2024	Year ended 31st March, 2023
Major Product		
Tea	2,422.78	2,774.76
Geographical Market		
In India	2,422.78	2,774.76
Outside India	-	-

The company recognises revenue at a point in time. The contract with customers are of short term duration and all sales are direct to customers.

iii) Contract balances : The following table provides information about receivables, contract assets and contract liabilities from contract with customers :

Particulars	As at 31st March 2024	As at 31st March 2023
Receivables, which are included in 'Trade and other receivables' (Refer Note - 10)	54.80	81.82
Contract assets		
Contract liabilities (Advance received from Customer)		
Total (Assets - Liabilities)	54.80	81.82

iv) Other Information

Particulars	For the year ended 31st March 2024	For the year ended 31st March 2023
(i) Transaction price allocated to the remaining performance obligations	Nil	Nil
(ii) The amount of revenue recognised in the current period that was included in the opening contract	Nil	Nil
(iii) The amount of revenue recognised in the current period from performance obligations satisfied (or partially satisfied) in previous periods	Nil	Nil

Performance obligations : The Company satisfy the performance obligation on shipment / delivery.

Significant payment terms : The amounts receivable from customers become due after expiry of credit period which on an average is less than 30 days. There is no significant financing component in any transaction with the customers.

No customer individually accounted for more than 10% of the revenues from external customers during the year except for the following:-

Name of the Customer	Sale Value	% of Total Sales
Gujarat Tea Processors and Packers Ltd	678.32	28.00%



Cinnatollah Tea Limited

(CIN: U15122UP2015PLC069633)

P.O. Hargaon, Dist. Sitapur, U.P- 261121

Notes to Financial Statements as at and for the year ended 31st March, 2024

24. Other Income

(₹ in lakhs)

Particulars	Year ended 31st March, 2024	Year ended 31st March, 2023
Interest income at amortized cost		
- Loans and deposits	102.89	107.38
Unspent liabilities, Provisions no longer required and Unclaimed balances written back	10.84	5.08
Changes in Fair value of Biological assets	2.06	-
Compensation from damage of shade trees	0.10	48.45
Compensation from Power Grid for usage of land for transformer line	-	50.10
Gain on tangible assets sold / discarded (net)	1.59	7.13
Net gain on financial assets mandatorily measured at fair value through profit and loss account	73.96	63.57
Profit on sale/redemption of mutual funds	-	0.67
Insurance and other claims	1.63	2.20
Interest Income on Income Tax Refund	3.34	-
Miscellaneous Receipts	0.02	0.17
	<u>196.43</u>	<u>284.75</u>

25. Changes in inventories of Finished Goods, Work-in-progress and Stock-in-Trade

(₹ in lakhs)

Particulars	Year ended 31st March, 2024	Year ended 31st March, 2023
Inventories at the end of the year		
Finished goods	120.93	75.66
Tea Waste	1.17	3.73
	<u>122.10</u>	<u>79.39</u>
Inventories at the beginning of the year		
Finished goods	75.66	126.86
Tea Waste	3.73	-
	<u>79.39</u>	<u>126.86</u>
	<u>(42.71)</u>	<u>47.47</u>

26. Employee benefits expense

(₹ in lakhs)

Particulars	Year ended 31st March, 2024	Year ended 31st March, 2023
Salaries, wages, bonus, Ex-gratia etc.	1,538.14	1,510.92
Contribution to provident and other funds	162.87	163.42
Expenses related to post-employment defined benefit plans	50.63	44.45
Staff welfare expenses	226.19	168.78
	<u>1,977.83</u>	<u>1,887.57</u>

27. Finance costs

(₹ in lakhs)

Particulars	Year ended 31st March, 2024	Year ended 31st March, 2023
Interest expense on lease liabilities	1.17	0.37
Interest expenses on Statutory Dues	0.20	2.52
	<u>1.37</u>	<u>2.89</u>

28. Depreciation and amortization expense

(₹ in lakhs)

Particulars	Year ended 31st March, 2024	Year ended 31st March, 2023
Depreciation of property, plant and equipment [Note 4]	67.32	62.57
Depreciation of right of use [Note 4]	2.69	2.76
Amortisation of intangible assets [Note 6]	2.62	1.31
	<u>72.63</u>	<u>66.64</u>



Cinnatollah Tea Limited

(CIN: U15122UP2015PLC069633)

P.O. Hargaon, Dist. Sitapur, U.P- 261121

Notes to Financial Statements as at and for the year ended 31st March, 2024

29. Other expenses

(₹ in lakhs)

Particulars	Year ended 31st March, 2024	Year ended 31st March, 2023
Consumption of stores and spares & Packing materials	192.34	185.85
Power and fuel	272.45	312.39
Repairs to:		
- Buildings	15.36	31.42
- Machinery	25.24	21.86
- Others	0.93	1.93
Rates and taxes	6.12	18.31
Irrecoverable ITC written off	0.19	35.41
Insurance	12.96	11.90
Payment to Statutory Auditor :		
Statutory Audit Fees	3.00	3.00
Limited Review Fees	1.80	1.80
Commission on sales	24.23	38.41
Freight and forwarding charges	2.00	4.60
Other Selling expenses	8.29	11.25
Corporate Social Responsibility Expenses	8.89	9.89
Professional Fees	77.02	70.08
Loss on sale / discard of Property, Plant and Equipment (net)	-	0.34
Changes in Fair value of Biological assets	-	1.52
Subscription	14.22	14.84
Travelling and Conveyance	91.60	45.30
Computer Peripherals/ERP Expenses	4.14	2.83
Miscellaneous expenses	66.84	64.80
	827.62	887.73

29.1. Corporate Social Responsibility (CSR) Expenses

Particulars	Year ended 31st March, 2024	Year ended 31st March, 2023
(i) Gross amount required to be spent by the company during the year	8.89	9.89
(ii) Amount spent during the year on:		
(A) Construction/acquisition of any asset	-	-
in Cash	-	-
Yet to be paid in cash	-	-
Total	-	-
(B) On purposes other than (A) above		
in Cash	8.89	9.89
Yet to be paid in cash	-	-
Total	8.89	9.89

(iii) Surplus/ Shortfall at the end of the year

-

-

(iv) Total of previous years surplus/shortfall

-

-

(v) Reason for Shortfall, if any

Not Applicable

(vi) Nature of CSR Activities

Promoting education, including special education, and employment enhancing vocation skills especit

elderly and the differently abled and livelihood enhancement projects.

(vii) The Movements in the provision for CSR expenditure during the year

Provision for CSR Expenditure at the beginning and at the end of the year

-

-

(viii) There are no contribution to a trust controlled by the Company in relation to the CSR during the year ended 31st March, 2024 and the previous year ended 31st March, 2023.



Cinnatollah Tea Limited

(CIN: U15122UP2015PLC069633)

P.O. Hargoon, Dist. Sitapur, U.P.- 261121

Notes to Financial Statements as at and for the year ended 31st March, 2024

Particulars	₹ in lakhs	
	Year ended 31st March, 2024	Year ended 31st March, 2023
Current tax	3.23	62.00
Provision for tax related to earlier years	6.56	0.17
Provision for tax no longer required written back	(3.50)	(32.43)
Deferred tax	-	-
Attributable to origination and reversal of temporary differences	15.90	18.75
Total tax expense for the year	12.19	48.49

Reconciliation of effective tax rate

Particulars	As at 31st March, 2024		As at 31st March, 2023
	₹ in lakhs	Rate	
Profit before tax	(198.83)		176.07
Tax using the Company's domestic tax rate		25.17%	44.31
Tax effect of:			
- Adjustments due to change in tax rate			
- Amount related to earlier years	(6.94)		(32.26)
- Others (including due to permanent differences)	69.18		36.44
Income tax expense in Statement of Profit & Loss	12.19		48.49

31. Other Comprehensive Income

Particulars	₹ in lakhs	
	Year ended 31st March, 2024	Year ended 31st March, 2023
Items that will not be reclassified to profit or loss		
Remeasurement of the defined benefit plans	(64.68)	(15.55)
Less: Tax expense on the above	16.28	3.91
	(48.40)	(11.64)


32. Earnings per share

Basic and Diluted earnings per share

The calculations of profit attributable to equity shareholders and weighted average number of equity shares outstanding for purposes of basic and diluted earnings per share calculation are as follows:

Particulars	₹ in lakhs	
	Year ended 31st March, 2024	Year ended 31st March, 2023
(i) Profit attributable to equity shareholders (Rs. in lakhs)	(211.02)	127.58
(ii) Weighted average number of equity shares for the year	2,61,75,396	2,61,75,396
At the beginning and at the end of the year		
(iii) Earning per equity share [Nominal value of share Rs. 10] [(i)/(ii)]	(0.81)	0.49
Basic and Diluted (Rs.)		

There is no dilutive potential equity share.



Cinnatollah Tea Limited

(CIN: U15122UP2015PLC069633)

P.O. Hargaon, Dist. Sitapur, U.P- 261121

Notes to Financial Statements as at and for the year ended 31st March, 2024

33. Disclosures pursuant to Ind AS 19 "Employee Benefits"**Defined benefits - Gratuity Plan**

The Company has a defined benefit gratuity plan. Every employee who has completed continuously at least five years or more of service is entitled to Gratuity on terms as per the provisions of The Payment of Gratuity Act, 1972. The Company has got an approved gratuity fund which has taken an insurance policy with Life Insurance Corporation of India (LIC) to cover the gratuity liabilities.

Net defined benefit liabilities

Particulars	₹ in lakhs)	
	As at 31 st March, 2024	As at 31 st March, 2023
Present value of defined benefit obligations	594.68	535.21
Fair value of plan assets	302.15	311.18
Net defined benefit liabilities	292.53	224.03

Risk Exposure

Through its defined benefit plans, the company is exposed to a number of risks, the most significant of which are detailed below:

Interest Rate Risk	The defined benefit obligation is calculated using a discount rate based on government bonds. If bond yields fall, the defined benefit obligation will tend to increase.
Salary Inflation Risk	Higher than expected increases in salary will increase the defined benefit obligation.
Volatility Risk	This is the risk of volatility of results due to unexpected nature of decrements that include mortality attrition, disability and retirement. The effects of these decrement on the DBO depends upon the combination salary increase, discount rate, and vesting criteria and therefore not very straight forward. It is important not to overstate withdrawal rate because the cost of retirement benefit of a short caring employees will be less compared to long service employees.
Actuarial Risk	It is the risk that benefits will cost more than expected. This can arise due to one of the following reasons: Adverse Salary Growth Experience: Salary hikes that are higher than the assumed salary escalation will result into an increase in Obligation at a rate that is higher than expected. Variability in mortality rates: If actual mortality rates are higher than assumed mortality rate assumption than the Gratuity benefits will be paid earlier than expected. Since there is no condition of vesting on the death benefit, the acceleration of cash flow will lead to an actuarial loss or gain depending on the relative values of the assumed salary growth and discount rate. Variability in withdrawal rates: If actual withdrawal rates are higher than assumed withdrawal rate assumption than the Gratuity benefits will be paid earlier than expected. The impact of this will depend on whether the benefits are vested as at the resignation date.
Investment Risk	For funded plans that rely on insurers for managing the assets, the value of assets certified by the insurer may not be the fair value of instruments backing the liability. In such cases, the present value of the assets is independent of the future discount rate. This can result in wide fluctuations in the net liability or the funded status if there are significant changes in the discount rate during the inter-valuation period.
Liquidity Risk	Employees with high salaries and long durations or those higher in hierarchy, accumulate significant level of benefits. If some of such employees resign / retire from the company there can be strain on the cash flows.
Market Risk	Market risk is a collective term for risks that are related to the changes and fluctuations of the financial markets. One actuarial assumption that has a material effect is the discount rate. The discount rate reflects the time value of money. An increase in discount rate leads to decrease in Defined Benefit Obligation of the plan benefits & vice versa.



Cinnatollah Tea Limited

(CIN: U15122UP2015PLC069633)

P.O. Hargaon, Dist. Sitapur, U.P- 261121

Notes to Financial Statements as at and for the year ended 31st March, 2024

The Company expects to contribute Rs. 339.93 lakhs to Gratuity Fund in the next year.

The following tables analyse present value of defined benefit obligations, fair value of defined plan assets, actuarial gain / (loss) on plan assets, expense recognised in the Statement of Profit and Loss and Other Comprehensive Income, actuarial assumptions and other information:

33a. Reconciliation of the net defined benefit liabilities / (assets):

Particulars	(₹ in lakhs)	
	As at 31 st March, 2024	As at 31 st March, 2023
(i) Reconciliation of present value of defined benefit obligations		
(a) Balance at the beginning of the year	535.20	539.19
(b) Service cost	34.46	28.99
(c) Interest cost	38.64	38.82
(d) Benefits paid	(77.93)	(86.62)
(e) Actuarial (gain) / loss on defined benefit obligations:		
- due to change in financial assumptions	13.85	(1.03)
- due to experience changes	50.46	15.85
Balance at the end of the year	594.68	535.20
(ii) Reconciliation of fair value of plan assets		
(a) Balance at the beginning of the year	311.18	324.53
(b) Actual return on plan assets	22.11	22.64
(c) Contributions by the employer	46.80	50.63
(d) Benefits paid	(77.93)	(86.62)
Balance at the end of the year	302.16	311.184
(iii) Actuarial gain/(loss) on plan assets		
(a) Expected Interest Income	22.47	23.37
(b) Actual return on plan assets	22.11	22.64
	(0.36)	(0.73)
(₹ in lakhs)		
	As at 31 st March, 2024	As at 31 st March, 2023
(iv) Expense recognised in Employee benefits expenses		
(a) Service cost	34.46	28.99
(b) Interest cost	38.64	38.82
(c) Interest income	(22.47)	(23.37)
Amount charged to Employee benefits expenses	50.63	44.44
(v) Remeasurement recognised in Other Comprehensive Income		
(a) Actuarial gain/ loss on defined benefit obligations	(64.31)	(14.82)
(b) Actuarial gain/ loss on plan assets	(0.36)	(0.73)
Amount recognised in Other Comprehensive Income	(64.67)	(15.55)
	As at 31 st March, 2024	As at 31 st March, 2023
(vi) Plan assets		
Plan assets comprise of the following		
(a) Investments with LIC	100.00%	100.00%
(vii) Actuarial assumptions		
Principal actuarial assumptions at the reporting date (expressed as weighted averages)		
(a) Discount rate	6.97%	7.22%
(b) Future salary growth	5.00%	5.00%
(c) Attrition rates		
Less than 40 Years	0.42%	0.42%
41 years to 54 years	0.18%	0.18%
more than 54 years	0.22%	0.22%

Assumptions regarding future mortality experience are set in accordance with the published rates under Indian Assured Lives Mortality (2012-14).



Cinnatollah Tea Limited

(CIN: U15122UP2015PLC069633)

P.O. Hargaon, Dist. Sitapur, U.P.- 261121

Notes to Financial Statements as at and for the year ended 31st March, 2024

(viii) Sensitivity analysis

Reasonably possible changes at the reporting date to one of the relevant actuarial assumptions, holding other assumptions constant, would have affected the defined benefit obligations by the amounts shown below:

Particulars	(₹ in lakhs)			
	As at 31 st March, 2024		As at 31 st March, 2023	
	Increase	Decrease	Increase	Decrease
(a) Discount rate (1% movement)	(47.83)	67.35	(43.52)	61.45
(b) Future salary growth (1% movement)	69.86	(49.97)	62.74	(44.84)

Although the analysis does not take account of the full distribution of cash flows expected under the plan, it does provide an approximation of the sensitivity of the assumptions as shown.

(ix) Maturity profile of defined benefit obligations (valued on undiscounted basis)

	(₹ in lakhs)	
	As at 31 st March, 2024	As at 31 st March, 2023
Within the next 12 months (next annual reporting period)	36.53	34.13
Between 2 and 5 years	195.38	154.75
Between 6 and 10 years	239.65	247.70
Beyond 10 years	874.86	825.36
	1346.42	1261.94

Defined contribution plans

The Company has recognised the following amount as expenses and included under, "Contribution to Provident & Other Funds".

Particulars	(₹ in lakhs)	
	Year ended 31st March, 2024	Year ended 31st March, 2023
Contribution to Provident / Pension Funds	162.87	163.42



Cinnatollah Tea Limited

(CIN: U15122UP2015PLC069633)

P.O. Hargaon, Dist. Sitapur, U.P.- 261121

Notes to Financial Statements as at and for the year ended 31st March, 2024

34. Leases

The company has a lease contract for land used in its operation. The carrying amount of lease liabilities and right of use assets and its movement is given below:

Lease liabilities is being measured by discounting the lease payments using incremental borrowing rate i.e. 8% p.a.

As Lessee

(i) Carrying value of Right-of-use assets by class:

Particulars	(₹ in lakhs)
Balance as at 1 st April, 2022	4.14
Recognised on account of adoption of Ind AS 116 as at 1 st April, 2022	-
Additions during the year	-
Depreciation for the year	(2.76)
Balance as at 31 st March, 2023	1.38
Balance as at 1 st April, 2023	1.38
Additions during the year	13.07
Depreciation for the year	(2.69)
Balance as at 31 st March, 2024	11.76

(ii) Movement in lease liabilities:

Particulars	(₹ in lakhs)
Balance as at 1 st April, 2022	4.58
Finance cost accrued during the year	0.37
Payment of lease liabilities for the year	(3.42)
Balance as at 31 st March, 2023	1.53
Balance as at 1 st April, 2023	1.53
Additions during the year	13.07
Finance cost accrued during the year	1.17
Payment of lease liabilities for the year	(3.42)
Balance as at 31 st March, 2024	12.35



Cinnatollah Tea Limited

(CIN: U15122UP2015PLC069633)

P.O. Hargaon, Dist. Sitapur, U.P. - 261121

Notes to Financial Statements as at and for the year ended 31st March, 2024

Particulars	As at 31st March, 2024	As at 31 st March, 2023
Lease liabilities - Non-current (refer Note 20)	10.01	-
Lease liabilities - Current (refer Note 20)	2.34	1.53
	12.35	1.53

(iii) Contractual maturities of lease liabilities on an undiscounted basis:

Particulars	As at 31st March, 2024	As at 31 st March, 2023
Less than one year	3.40	1.70
One to five years	10.20	-
Total	13.60	1.70

(iv) Amounts recognised in profit or loss:

Particulars	Year ended 31 st March, 2024	Year ended 31 st March, 2023
Interest on lease liabilities	1.17	0.37
Depreciation on right of use assets	2.69	2.76
Total	3.86	3.13

There is no significant liquidity risk with regard to its lease liabilities as the current assets are sufficient to meet the obligations related to lease liabilities as and when due.



Cinnatollah Tea Limited

(CIN: U15122UP2015PLC069633)

P.O. Hargaon, Dist. Sitapur, U.P- 261121

Notes to Financial Statements as at and for the year ended 31st March, 2024

35. Related Party Disclosures**Names of related Parties and related party relationship****A. Enterprise exercising control**(i) Holding Company **Ganges Securities Limited****B. Related parties with whom transactions have taken place during the year**

Shri Harjinder Singh Kapoor	Whole Time Director (appointed w.e.f 1.04.2023)
Smt. Nandini Nopany	Director
Shri Dilip Patodia	Director
Smt. Shruti Vora	Director
Shri Arun Kumar Newar	Director
Shri Priyankar Ghosh	Chief Financial Officer
Smt Vijaya Agarwala	Company Secretary

Key Management Personnel

Ganges Securities Limited

Enterprises owned or significantly influenced by key manager

C. The following transactions were carried out with related parties in the ordinary course of business**a. Dividend / Director's sitting fees / commission**

Particulars	Year ended 31st March, 2024		Year ended 31st March, 2023	
	Dividend on Equity Shares	Director's sitting fees	Dividend on Equity Shares	Director's sitting fees
Holding Company				
Ganges Securities Limited	130.88	-	130.88	-
Key management personnel				
Smt. Nandini Nopany	-	0.18	-	0.33
Shri. Dilip Patodia	-	0.40	-	0.58
Smt. Shruti Vora	-	0.15	-	0.20
Shri. Arun Kumar Newar	-	0.40	-	0.58

b. Remuneration to key managerial personnel**(i) Short term employee benefits**

Particulars	Year ended 31st March, 2024		Year ended 31st March, 2023	
	Transaction during the year *	Amount owed to related parties	Transaction during the year *	Amount owed to related parties
Late Shri Yash Kant Chaturvedi (upto 12.12.2022)	-	-	38.64	-
Shri Harjinder Singh Kapoor (w.e.f 1.04.2023)	54.01	1.75	-	-
Shri Priyankar Ghosh	15.92	0.92	14.62	0.84

* Represents the amount paid / accrued during the year.

(ii) Post employment benefits

The remuneration to the key managerial personnel does not include the provisions made for gratuity and leave benefits, as they are determined on an actuarial basis for the Company as a whole.

C. Details of loans, investments and guarantee covered under Section 186(4) of the Companies Act, 2013

The Company has neither given any loan nor has advanced any amount either during the year ended 31st March, 2024 or year ended 31st March, 2023

D. Terms and conditions of transactions with related parties

(i) The transactions with related parties have been entered at an amount which are not materially different from those on normal commercial terms.

(ii) The amounts outstanding are unsecured and will be settled in cash and cash equivalent. No guarantees have been given or received.

(iii) For the year ended 31st March, 2024 and 31st March 2023, the Company has not recorded any impairment of receivables relating to amounts owed by related parties. This assessment is undertaken in each financial year through examining the financial position of the related parties and the market in which the related party operates.

36. The Company is engaged in the manufacturing and selling of tea and accordingly there are no separate reportable segment as per Ind AS 108 dealing with Op

37. Contingent Liabilities not provided for:

Particulars	Year ended 31 st March, 2024	Year ended 31 st March, 2023
Contingent Liabilities	Nil	Nil



Cinnatolliah Tea Limited

(CIN: U15122UP2015PLC069633)

P.O. Hargaon, Dist. Sitapur, U.P- 261121

Notes to Financial Statements as at and for the year ended 31st March, 2024

38. Fair Value Measurement

Categories of Financial Assets & Financial Liabilities as at 31st March 2024 and 31st March 2023

Particulars	31st March 2024			31st March 2023		
	*FVTPL	**FVTOCI	Amortized Cost	*FVTPL	**FVTOCI	Amortized Cost
Financial Assets						
Investments	1,006.45	-	-	986.53	-	-
Trade Receivables	-	-	54.80	-	-	81.82
Cash and Cash Equivalents	-	-	51.28	-	-	76.29
Bank deposits due to mature after 3 months of original maturities but within 12 months of the reporting date	-	-	1,553.49	-	-	1,908.96
Interest accrued on Loans, deposits, investments etc.	-	-	32.43	-	-	29.66
Bank deposits due to mature after 12 months of the reporting date	-	-	-	-	-	-
Balances with Tea Development Account Scheme, 1990	-	-	90.97	-	-	128.94
Security Deposits	-	-	4.52	-	-	4.52
Total Financial Assets	1,006.45	-	1,787.49	986.53	-	2,230.19
Financial Liabilities						
Borrowings	-	-	-	-	-	-
Trade Payables	-	-	28.25	-	-	29.40
Payable to employees	-	-	24.37	-	-	61.66
Lease Liabilities	-	-	12.35	-	-	1.53
Total Financial Liabilities	-	-	64.97	-	-	92.59

*FVTPL : Fair Value Through Profit and Loss

**FVTOCI : Fair Value Through Other Comprehensive Income

38.1 The management assessed that the fair values of cash and cash equivalents, trade receivables, trade payables and other financial liabilities approximates their carrying amounts largely due to the short-term maturities of these instruments.

38.2 The fair value of the financial assets and financial liabilities is included at the amount at which the instruments could be exchanged in a current transaction between willing parties, other than in a forced or liquidation sale.

39. Fair Values of Financial Assets and Financial Liabilities measured at Amortised Cost

39.1 The management assessed that the fair values of cash and cash equivalents, trade receivables, trade payables, and other financial liabilities approximates their carrying amounts largely due to the short-term maturities of these instruments.

39.2 The management considers that the carrying amounts of Financial assets and Financial liabilities recognised at nominal cost/amortised cost in the Financial statements approximate their fair values.



Cinnatolliah Tea Limited

(CIN: U15122UP2015PLC069633)

P.O. Hargaon, Dist. Sitapur, U.P- 261121

Notes to Financial Statements as at and for the year ended 31st March, 2024

40 Fair Value Hierarchy

40.1 Financial Instrument

The following are the judgements and estimates made in determining the fair values of the financial instruments that are (a) recognized and measured at fair value and (b) measured at amortized cost and for which fair value are disclosed in the financial statements. To provide an indication about the reliability of the inputs used in determining fair value, the company has classified its financial instruments into the three levels of fair value measurement as prescribed under the Ind AS 113 "Fair Value Measurement". An explanation of each level follows underneath the tables.

Assets and Liabilities measured at Fair Value - recurring fair value measurements

As at 31st March 2024 and 31st March 2023

(₹ in lakhs)

Particulars	31st March 2024			31st March 2023		
	Level 1	Level 2	Level 3	Level 1	Level 2	Level 3
Financial Assets						
Investments						
Bonds	726.07	-	-	726.07	-	-
Mutual Funds	-	280.38	-	-	260.46	-
Total Financial Assets	726.07	280.38	-	726.07	260.46	-

40.2 Biological assets other than bearer plants

This section explains the judgements and estimates made in determining the fair values of the biological assets other than bearer plants that are recognised and measured at fair value in the financial statements. The Company uses a Valuation technique that is appropriate in the circumstances and for which sufficient data are available to measure the fair value, maximising the use of relevant observable inputs.

Biological Assets measured at Fair Value less cost to sell

As at 31st March 2024 and 31st March 2023

(₹ in lakhs)

Particulars	31st March 2024			31st March 2023		
	Level 1	Level 2	Level 3	Level 1	Level 2	Level 3
Non Financial Assets						
Biological Assets other than Bearer Plant						
Unharvested Tea Leaf	-	3.65	-	-	1.60	-
Total Non Financial Assets	-	3.65	-	-	1.60	-

40.3 Valuation Technique

Unharvested Tea Leaf: Fair value is being arrived at based on the observable market prices of made tea adjusted for manufacturing costs. The same is applied on quantity of the tea leaves unharvested using plucking averages of various estates.

40.4 There were no transfers between level 1, level 2 and level 3.

40.5 Explanation to the fair value hierarchy

The Company measures Financial instruments, such as, equity investments and non financial instruments, such as, unharvested tea leaf at fair value at each reporting date. Fair value is the price that would be received to sell an asset or paid to transfer a liability in an orderly transaction between market participants at the measurement date. All assets and liabilities for which fair value is measured or disclosed in the financial statements are categorised within the fair value hierarchy based on the lowest level input that is significant to the fair value measurement as a whole. The valuation of bonds are based on level 1 inputs, the valuation of mutual funds are based on level 2 inputs and valuation of unharvested tea leaf are based on level 2 inputs as per the hierarchy mentioned in the Accounting Policies.



Cinnatollah Tea Limited
(CIN: U15122UP2015PLC069633)
P.O. Hargason, Dist. Sitapur, U.P- 261121
Notes to Financial Statements as at and for the year ended 31st March, 2024

41 Financial Risk Management

The Company's financial liabilities comprise trade and other payables. The Company's financial assets include trade and other receivables, cash and cash equivalents and deposits. The audit committee provides assurance to the Company's management that the Company's risk activities are governed by appropriate policies and procedures and that risks are identified, measured and managed in accordance with the Company's policies and risk objectives. The Board of Directors reviews and agrees policies for managing each of these risks, which are summarized below.

41.1 Credit Risk

Credit risk is the risk that counterparty will not meet its obligations leading to financial loss. The Company has an established credit policy and a credit review mechanism. Credit exposure is undertaken only with large reputed business houses and with no history of default against payments. The Company has used a practical experience by computing the expected credit losses matrix which has taken into account historical credit loss experience based on which no expected credit loss risk has been estimated. The carrying amount reflected above represents the maximum exposure to credit risk.

41.2 Liquidity Risk

Liquidity risk is the risk that the Company will encounter difficulty in meeting the obligations associated with its financial liabilities that are settled by delivering cash or another financial asset. The Company's approach to managing liquidity is to ensure, as far as possible, that it will always have sufficient liquidity to meet its liabilities when due, under both normal and stressed conditions, without incurring unacceptable losses or risking damage to the Company's reputation. Typically the Company ensures that it has sufficient cash on hand to meet expected short term operational expenses. The Company's objective is to maintain a balance between continuity of funding and flexibility through the use of bank loans/financial assets.

Maturity Analysis for Financial Liabilities

The table below provides details regarding the remaining contractual maturities of significant financial liabilities at the reporting date.

Particulars	On Demand	Less than 6 months	6 months to 1 year	1 years to 5 years	More than 5 years	Total
As at 31st March, 2024						
Trade Payables	-	28.25	-	-	-	28.25
Other Financial Liabilities	-	21.66	4.14	10.92	-	36.72
Total	-	49.91	4.14	10.92	-	64.97
As at 31st March, 2023						
Trade Payables	-	27.21	-	2.19	-	29.40
Other Financial Liabilities	-	0.76	61.56	0.86	-	63.19
Total	-	27.97	61.56	3.05	-	92.59

Market Risk

Market risk is the risk of loss of future earnings, fair value or future cash flows that may result from a change in the price of a financial instrument. The value of a financial instrument may change as a result of changes in the interest rates, foreign currency exchange rates, commodity prices, regulatory changes, equity prices and other market changes that affect market risk sensitive instruments. Market risk is attributable to all market risk sensitive financial instruments including investments and deposits, foreign currency receivables, payables and borrowings.

Foreign Exchange Risk

All transactions of the Company are in Indian currency, consequently Company is not exposed to foreign currency risk. The Company has no outstanding foreign currency exposure or related derivative contract.

Interest Rate Risk

Interest rate risk is the risk that the fair value or future cash flows of a financial instrument will fluctuate because of changes in market interest rates. The Company currently is not directly exposed to the risk of changes in market interest rates as the Company does not have any sort of borrowings i.e., Long term or short term.



Cinnatollah Tea Limited
(CIN: U15122UP2015PLC069633)
P.O. Hargson, Dist. Sitapur, U.P.- 261121
Notes to Financial Statements as at and for the year ended 31st March, 2024

41.3.3

Commodity Risk

Cultivation of tea being an agricultural activity, there are certain specific financial risks. These financial risks arise mainly due to adverse weather conditions, logistic problems inherent to remote areas, and fluctuation of selling price of finished goods due to increase in supply/availability.

The Company manages the above financial risks in the following manner:

- i) Sufficient inventory levels of chemicals, fertilisers and other inputs are maintained so that timely corrective action can be taken in case of adverse weather conditions.
- ii) Slightly higher level of consumable stores viz. packing materials, coal and HSD are maintained in order to mitigate financial risk arising from logistic problems.
- iii) Sufficient working-capital-facility is obtained from banks in such a way that cultivation, manufacture and sale of tea is not adversely affected even in times of adverse conditions.

42

Capital Management

The Company's policy is to maintain a strong capital base so as to maintain investor, creditor and market confidence and to sustain future development of the business. The management monitors the return on capital, as well as the level of dividends to equity shareholders.

The Company's objective when managing capital are to:

- a) to maximise shareholders value and provide benefits to other stakeholders, and
- b) maintain an optimal capital structure to reduce the cost of capital.

In order to achieve this overall objective, the Company's capital management, amongst other things, aims to ensure that it meets financial covenants attached to the interest-bearing loans and borrowings that define capital structure requirements. The Company has complied with these covenants and there have been no breaches in the financial covenants of any interest-bearing loans and borrowings.

For the purpose of the Company's capital management, capital includes issued equity share capital and other equity reserves attributable to the equity holders.

a)

Risk Management

The Company's objectives when managing capital are to:

- safeguard its ability to continue as a going concern, so that it can continue to provide returns for shareholders and benefits for other stakeholders, and
- maintain an optimal capital structure to reduce the cost of capital.

The Company's policy is to maintain a stable and strong capital structure with a focus on total equity so as to maintain investors, creditors and market confidence and to sustain future development and growth of its business. The Company will take appropriate steps in order to maintain, or if necessary adjust, its capital structure. The Company is not subject to any externally imposed capital requirements. The amount mentioned under total equity in balance sheet is considered as Capital.

No changes were made to the objectives, policies or processes for managing capital during the years ended 31st March, 2024 and 31st March, 2023.

b)

Dividends paid and proposed

Dividends paid during the year ended March 31, 2024 include an amount of 50 paise per equity share towards final dividend for the year ended March 31, 2023 and Dividends paid during the year ended March 31, 2023 include an amount of 0.50 per equity share towards final dividend for the year ended March 31, 2022. Dividends declared by the Company are based on the profit available for distribution. On 9th May 2024, the Board of Directors of the Company have proposed a final dividend of 50 paise per equity share in respect of the year ended March 31, 2024, subject to the approval of shareholders at the Annual General Meeting, and if approved, would result in a cash outflow of approximately Rs 130.88 lakhs.



Ratio Analysis and its elements

Ratio	Numerator	Denominator	Current Period	Previous Period	% Variance	Reason for variance
Current ratio	Total Current Assets	Total Current Liabilities	6.20	6.80	-8.93%	The decrease is due to encashment of Fixed deposits as Sales has dropped due to less crop and less price.
Debt-equity ratio	Total Debt	Shareholder's Equity	-	-	NA	This ratio is not applicable as Company has no debt.
Debt service coverage ratio	Earning for Debt Service = Net Profit after taxes + Non-cash operating expenses like depreciation and other amortizations + Interest + other adjustments like loss on sale of Fixed assets etc.	Debt service = Interest & Lease Payments + Principal Repayments	-	-	NA	This ratio is not applicable as Company has no debt.
Return on equity ratio	Net Profits after taxes - Preference Dividend (if any)	Average Shareholder's Equity	(0.05)	0.03	-271.40%	Decrease is due to increase in wage rate, salary of staff and sub-staff, and reduction in the average selling price of the product and lower crop.
Inventory turnover ratio	Cost of goods sold OR sales	Average inventory = (Opening + Closing balance / 2)	24.22	26.98	-10.23%	
Trade receivables turnover ratio	Net Credit Sales=Net credit sales consist of gross credit sales minus sales return. Trade receivables includes sundry debtors and bill's receivables.	Average trade debtors = (Opening + Closing balance / 2)	35.74	57.42	-37.75%	
Trade payables turnover ratio	Net Credit Purchases=Net credit purchases consist of gross credit purchases minus purchase return	Average Trade Payables - (Opening + Closing balance / 2)	-	-	NA	This ratio is not applicable to us as we do not purchase the green leaf from any other party.
Net capital turnover ratio	Net Sales=Net sales shall be calculated as total sales minus sales returns.	Working Capital =Working capital shall be calculated as current assets minus current liabilities.	1.27	1.33	-3.83%	
Net profit ratio	Net profit shall be after tax	Net Sales =Net sales shall be calculated as total sales minus sales returns.	(0.09)	0.05	-288.56%	Deviation is due to increase in wage rate, reduction in the average selling price of the product and lower crop
Return on capital employed	Earning before interest and taxes	Capital Employed = Tangible Net Worth + Total Debt + Deferred Tax Liability	(0.05)	0.04	-228.09%	Deviation is due to increase in wage rate, reduction in the average selling price of the product and lower crop
Return on investment	Difference in the market value at the beginning & at the end of the year plus realized gain	Market value at the beginning of the year	0.02	0.07	-70.99%	



44 **Segment Reporting**
 Operating segments are defined as components of an enterprise for which discrete financial information is available that is evaluated regularly by the Chief Operating Decision Maker, in deciding how to allocate resources and assessing performance. Operating segments are reported in a manner consistent with the internal reporting provided to the chief operating decision maker. Based on the management approach as defined in Ind AS 108, the Chief Operating Decision Maker evaluates the Company's performance based on only one segment i.e. growing and production of Tea Leaves.

45 **ADDITIONAL REGULATORY REQUIREMENT SCHEDULE III**
45(i) Utilisation of Borrowed Fund & Share Premium
 No funds have been advanced or loaned or invested funds (either borrowed funds or share premium or any other sources or kind of funds) by the Company to or in any other person(s) or entity(ies), including foreign entities ("Intermediaries") with the understanding, whether recorded in writing or otherwise, that the intermediary shall lend or invest in party identified by or on behalf of the Company (Ultimate Beneficiaries). The Company has not received any fund from any party(s) (Funding Party) with the understanding that the Company shall whether, directly or indirectly lend or invest in other persons or entities identified by or on behalf of the Company ("Ultimate Beneficiaries") or provide any guarantee, security or the like to or on behalf of the Ultimate Beneficiaries.


(i) The Company have not advanced or loaned or invested funds to any other person(s) or entity(ies), including foreign entities (Intermediaries) with the understanding that the intermediary shall: (a) directly or indirectly lend or invest in other persons or entities identified in any manner whatsoever by or on behalf of the company (Ultimate Beneficiaries) or (b) provide any guarantee, security or the like to or on behalf of the Ultimate Beneficiaries

(ii) The Company have not received any fund from any person(s) or entity(ies), including foreign entities (Funding Party) with the understanding (whether recorded in writing or otherwise) that the Company shall: (a) directly or indirectly lend or invest in other persons or entities identified in any manner whatsoever by or on behalf of the Funding Party (Ultimate Beneficiaries) or (b) provide any guarantee, security or the like on behalf of the Ultimate Beneficiaries.

46 Previous year's figures have been reclassified/regrouped wherever necessary.

As per our Report annexed of even date

For Singhi & Co.
 Chartered Accountants
 Firm Registration No. : 302049E
 Partner : Sankar Bandopadhyay
 Membership No. : 08230
 Place : Kolkata
 Date : 09.05.2024



For and on behalf of the Board of Directors

Harjinder Singh Kapoor
 Whole Time Director
 DIN : 10092589

Priyankar Ghosh
 Chief Financial Officer

Dilip Patodia
 Director
 DIN : 00482435