


(l)(a) Statement showing Shareholding Pattern

Name of the Company: The Oudh Sugar Mills Limited


Scrip Code: 507260 / OUDHSUG

Quarter ended: 31st March, 2008


Category code	Category of shareholder	Number of shareholders	Total number of shares	Number of shares held in dematerialized form	Total shareholding as a percentage of total number of shares	
					As a percentage of (A+B) ¹	As a percentage of (A+B+C)
(A)	Shareholding of Promoter and Promoter Group					
(1)	Indian					
(a)	Individuals/Hindu Undivided Family	2	73760	53760	0.41	0.41
(b)	Central Government/ State Government(s)	0	0	0	0.00	0.00
(c)	Bodies Corporate	13	8620097	8620097	47.43	47.43
(d)	Financial Institutions/ Banks	0	0	0	0.00	0.00
(e)	Any Other (specify)	0	0	0	0.00	0.00
	Sub-Total (A)(1)	15	8693857	8673857	47.84	47.84
(2)	Foreign					
(a)	Individuals (Non-Resident Individuals/ Foreign Individuals)	0	0	0	0.00	0.00
(b)	Bodies Corporate	0	0	0	0.00	0.00
(c)	Institutions	0	0	0	0.00	0.00
(d)	Any Other (specify)	0	0	0	0.00	0.00
	Sub-Total (A)(2)	0	0	0	0.00	0.00
	Total Shareholding of Promoter and Promoter Group (A)= (A)(1)+(A)(2)	15	8693857	8673857	47.84	47.84



Category code	Category of shareholder	Number of shareholders	Total number of shares	Number of shares held in dematerialized form	Total shareholding as a percentage of total number of shares	
					As a percentage of (A+B) ¹	As a percentage of (A+B+C)
(B)	Public shareholding					
(1)	Institutions					
(a)	Mutual Funds/ UTI	5	53887	50537	0.30 ✓	0.30
(b)	Financial Institutions/ Banks	6	349655	349025	1.92 ✓	1.92
(c)	Central Government/ State Government(s)	0	0	0	0.00	0.00
(d)	Venture Capital Funds	0	0	0	0.00	0.00
(e)	Insurance Companies	6	1716163	1716003	9.44 ✓	9.44
(f)	Foreign Institutional Investors	1	4218 ✓	4218	0.02 ✓	0.02
(g)	Foreign Venture Capital Investors	0	0	0	0.00	0.00
(h)	Any Other (specify)	0	0	0	0.00	0.00
	Sub-Total (B)(1)	18	2123923	2119783	11.69	11.69
(2)	Non-institutions					
(a)	Bodies Corporate	618	2538994 ✓	2471235	13.97 ✓	13.97
(b)	i. Individual shareholders holding nominal share capital upto Rs.1 lakh	14614	4046001 ✓	3770998	22.26 ✓	22.26
	ii. Individual shareholders holding nominal share capital in excess of Rs. 1 lakh	36	771045 ✓	758795	4.24 ✓	4.24
(c)	Any Other (specify)	0	0	0	0.00	0.00
	Sub-Total (B)(2)	15268	7356040	7001028	40.48	40.48



Category code	Category of shareholder	Number of shareholders	Total number of shares	Number of shares held in dematerialized form	Total shareholding as a percentage of total number of shares	
					As a percentage of (A+B) ¹	As a percentage of (A+B+C)
	Total Public Shareholding (B)=(B)(1)+(B)(2)	15286	9479963	9120811	52.16	52.16
	TOTAL (A)+(B)	15301	18173820	17794668	100.00 ✓	100.00
(C)	Shares held by Custodians and against which Depository Receipts have been issued.	0	0	0	0.00	0.00
	GRAND TOTAL (A) + (B) + (C)	15301	18173820	17794668	100.00	100.00




(l)(b) Statement showing Shareholding of persons belonging to the category "Promoter and Promoter Group"

Sr. No.	Name of the shareholder	Number of shares	Shares as a percentage of total number of shares {i.e., Grand Total (A)+(B)+(C) indicated in Statement at para (l)(a) above}
1	Chandra Shekhar Nopany	51254	0.28
2	Krishna Kumar Birla	22506	0.12
3	Uttar Pradesh Trading Co.Ltd.	1963127	10.80
4	SCM Investment & Trading Co. Ltd.	1942568	10.69
5	RTM Investment & Trading Co. Ltd.	1629285	8.97
6	Darbhangha Marketing Co.Ltd.	1277434	7.03
7	Sonali Commercial Limited	512500	2.82
8	Deepshikha Trading Co.Pvt. Ltd.	386055	2.12
9	Modern Household and Accessories Trading Private Ltd.	293189	1.61
10	New India Sugar Mills Ltd.	270410	1.49
11	HTL Investment & Trading Co. Ltd.	159460	0.88
12	Yashovardhan Investment & Trading Co.Ltd.	127733	0.70
13	Rajpur Farms Ltd.	27573	0.15
14	Narkatiaganj Farms Ltd.	17413	0.10
15	Shradhanjali Investment & Trading Co.Ltd.	13350	0.07
TOTAL		8693857	47.84

(l)(c) Statement showing Shareholding of persons belonging to the category "Public" and holding more than 1% of the total number of shares

Sr. No.	Name of the shareholder	Number of shares	Shares as a percentage of total number of shares {i.e., Grand Total (A)+(B)+(C) indicated in Statement at para (l)(a) above}
1	Life Insurance Corporation Of India	830918	4.57
2	National Insurance Co.Ltd.	599100	3.30
3	Aashka Holdings Private Limited	398146	2.19
4	SIL Investments Ltd.	364000	2.00
5	Punjab National Bank	348875	1.92
6	Nupoor Capitals Private Limited	232541	1.28
TOTAL		2773580	15.26



(l)(d) Statement showing details of locked-in shares

Sr. No.	Name of the shareholder	Category	Number of locked-in shares	Locked-in shares as a percentage of total number of shares {i.e., Grand Total (A)+(B)+(C) indicated in Statement at para (l)(a) above}
1	Not Applicable	Not Applicable	Nil	0.00
2				
TOTAL				0.00

(II)(a) Statement showing details of Depository Receipts (DRs)

Sr. No.	Type of outstanding DR (ADRs, GDRs, SDRs, etc.)	Number of outstanding DRs	Number of shares underlying outstanding DRs	Shares underlying outstanding DRs as a percentage of total number of shares {i.e., Grand Total (A)+(B)+(C) indicated in Statement at para (l)(a) above}
1	Not Applicable		Nil	0.00
2				
TOTAL				0.00

(II)(b) Statement showing Holding of Depository Receipts (DRs) where underlying shares are in excess of 1% of the total number of shares

Sr. No.	Name of the DR Holder	Type of outstanding DR (ADRs, GDRs, SDRs, etc.)	Number of shares underlying outstanding DRs	Shares underlying outstanding DRs as a percentage of total number of shares {i.e., Grand Total (A)+(B)+(C) indicated in Statement at para (l)(a) above}
1	Not Applicable		Nil	0.00
2				
TOTAL				0.00

For The Ouch Sugar Mills Ltd.


Secretary