


(l)(a) Statement showing Shareholding PatternName of the Company: The Oudh Sugar Mills LimitedScrip Code: 507260 / OUDHSUGQuarter ended: 30th June,2009

Category code	Category of shareholder	Number of shareholders	Total number of shares	Number of shares held in dematerialized form	Total shareholding as a percentage of total number of shares		Shares pledged or otherwise encumbered	
					As a percentage of (A+B) ¹	As a percentage of (A+B+C)	Number of shares	As a percentage
(A)	Shareholding of Promoter and Promoter Group							
(1)	Indian							
(a)	Individuals/Hindu Undivided Family	2	89985	69985	0.41	0.41	0.00	0.00
(b)	Central Government/ State Government(s)	0	0	0	0.00	0.00	0.00	0.00
(c)	Bodies Corporate	11	11707178	11707178	53.41	53.41	0.00	0.00
(d)	Financial Institutions/ Banks	0	0	0	0.00	0.00	0.00	0.00
(e)	Any Other (specify)	0	0	0	0.00	0.00	0.00	0.00
	Sub-Total (A)(1)	13	11797163	11777163	53.82	53.82	0.00	0.00
(2)	Foreign				0.00		0.00	0.00
(a)	Individuals (Non-Resident Individuals/ Foreign Individuals)	0	0	0	0.00	0.00	0.00	0.00
(b)	Bodies Corporate	0	0	0	0.00	0.00	0.00	0.00
(c)	Institutions	0	0	0	0.00	0.00	0.00	0.00
(d)	Any Other (specify)	0	0	0	0.00	0.00	0.00	0.00
	Sub-Total (A)(2)	0	0	0	0.00	0.00	0.00	0.00
	Total Shareholding of Promoter and Promoter Group (A)= (A)(1)+(A)(2)	13	11797163	11777163	53.82	53.82	0.00	0.00
(B)	Public shareholding							
(1)	Institutions							
(a)	Mutual Funds/ UTI	3	3350	0	0.02	0.02	0.00	0.00
(b)	Financial Institutions/ Banks	6	401514	400884	1.83	1.83	0.00	0.00
(c)	Central Government/ State Government(s)	0	0	0	0.00	0.00	0.00	0.00


FOR THE OUDH SUGAR MILLS LIMITED



SECRETARY

Category code	Category of shareholder	Number of shareholders	Total number of shares	Number of shares held in dematerialized form	Total shareholding as a percentage of total number of shares		Shares pledged or otherwise encumbered	
					As a percentage of (A+B) ¹	As a percentage of (A+B+C)	Number of shares	As a percentage
(d)	Venture Capital Funds	0	0	0	0.00	0.00	0.00	0.00
(e)	Insurance Companies	5	1636961	1636951	7.47	7.47	0.00	0.00
(f)	Foreign Institutional Investors	0	0	0	0.00	0.00	0.00	0.00
(g)	Foreign Venture Capital Investors	0	0	0	0.00	0.00	0.00	0.00
(h)	Any Other (specify)	0	0	0	0.00	0.00	0.00	0.00
	Sub-Total (B)(1)	14	2041825	2037835	9.32	9.32	0.00	0.00
(2)	Non-institutions							
(a)	Bodies Corporate	498	1902946	1835187	8.68	8.68	0.00	0.00
(b)	i. Individual shareholders holding nominal share capital upto Rs.1 lakh	14114	4329621	4064121	19.75	19.75	0.00	0.00
	ii. Individual shareholders holding nominal share capital in excess of Rs. 1 lakh.	49	1291969	1279719	5.89	5.89	0.00	0.00
(c)	Any Other							
	Clearing Member	84	483384	483384	2.21	2.21	0.00	0.00
	NRI - Repat	76	56507	55517	0.26	0.26	0.00	0.00
	NRI - Non-Repat	25	15520	15520	0.07	0.07	0.00	0.00
	Sub-Total (B)(2)	14846	8079947	7733448	36.86	36.86	0.00	0.00
	Total Public Shareholding (B)=(B)(1)+(B)(2)	14860	10121772	9771283	46.18	46.18	0.00	0.00
	TOTAL (A)+(B)	14873	21918935	21548446	100.00	100.00	0.00	0.00
(C)	Shares held by Custodians and against which Depository Receipts have been issued.	0	0	0	0.00	0.00	0.00	0.00
	GRAND TOTAL (A) + (B) + (C)	14873	21918935	21548446	100.00	100.00	0.00	0.00

FOR THE OUDH SUGAR MILLS LIMITED



SECRETARY

Name of the Company: The Oudh Sugar Mills Limited

Quarter ended: 30th June, 2009

(I)(b) Statement showing Shareholding of persons belonging to the category "Promoter and Promoter Group"

Sr. No.	Name of the shareholder	Total Shares Held		Share pledged or otherwise encumbered		
		Number of shares	Shares as a percentage of total number of shares (i.e., Grand Total (A)+(B)+(C) indicated in Statement at para (I)(a) above)	Number	As a percentage	As a % of grand total (A) + (B) + (C) of sub-clause (I)(a)
1	Chandra Shekhar Nopany	62529	0.29	0.00	0.00	0.00
2	Krishna Kumar Birla	27456	0.13	0.00	0.00	0.00
3	Uttar Pradesh Trading Co.Ltd.	2395014	10.93	0.00	0.00	0.00
4	SCM Investment & Trading Co. Ltd.	2369932	10.81	0.00	0.00	0.00
5	RTM Investment & Trading Co. Ltd.	1987727	9.07	0.00	0.00	0.00
6	Sonali Commercial Limited	625250	2.85	0.00	0.00	0.00
7	Deepshikha Trading Co.Pvt. Ltd.	470987	2.15	0.00	0.00	0.00
8	SIL Investments Limited	444080	2.03	0.00	0.00	0.00
9	Modern Household and Accessories Trading Private Ltd.	357690	1.63	0.00	0.00	0.00
10	New India Retailing & Investment Ltd.	2845782	12.98	0.00	0.00	0.00
11	Yashovardhan Investment & Trading Co.Ltd.	155834	0.71	0.00	0.00	0.00
12	Rajpur Farms Ltd.	33639	0.15	0.00	0.00	0.00
13	Narkatiaganj Farms Ltd.	21243	0.10	0.00	0.00	0.00
TOTAL		11797163	53.82	0.00	0.00	0.00


(I)(c) Statement showing Shareholding of persons belonging to the category "Public" and holding more than 1% of the total number of shares

Sr. No.	Name of the shareholder	Number of shares	Shares as a percentage of total number of shares (i.e., Grand Total (A)+(B)+(C) indicated in Statement at para (I)(a) above)
1	Life Insurance Corporation of India	830928	3.79
2	National Insurance Company Ltd.	564882	2.58
3	Punjab National Bank	400734	1.83
4	Ambit Capital Private Limited	387317	1.77
TOTAL		2183861	9.96

(I)(d) Statement showing details of locked-in shares

Sr. No.	Name of the shareholder	Category	Number of locked-in shares	Locked-in shares as a percentage of total number of shares (i.e., Grand Total (A)+(B)+(C) indicated in Statement at para (I)(a) above)
1	Not Applicable	Not Applicable	Nil	0.00
2				
TOTAL				0.00

FOR THE OUDH SUGAR MILLS LIMITED



SECRETARY

(II)(a) Statement showing details of Depository Receipts (DRs)

Sr. No.	Type of outstanding DR (ADRs, GDRs, SDRs, etc.)	Number of outstanding DRs	Number of shares underlying outstanding DRs	Shares underlying outstanding DRs as a percentage of total number of shares (i.e., Grand Total (A)+(B)+(C) indicated in Statement at para (I)(a) above}
1	Not Applicable		Nil	0.00
2				
TOTAL				0.00

(II)(b) Statement showing Holding of Depository Receipts (DRs) where underlying shares are in excess of 1% of the total number of shares

Sr. No.	Name of the DR Holder	Type of outstanding DR (ADRs, GDRs, SDRs, etc.)	Number of shares underlying outstanding DRs	Shares underlying outstanding DRs as a percentage of total number of shares (i.e., Grand Total (A)+(B)+(C) indicated in Statement at para (I)(a) above}
1	Not Applicable		Nil	0.00
2				
TOTAL				0.00

III(a) Statement showing the voting pattern of shareholders, if more than one class of shares/ securities is issued by the issuer.

Not Applicable since only one class of share / Security has voting power in the Company

FOR THE OUDH SUGAR MILLS LIMITED



SECRETARY