


(1)(a) Statement showing Shareholding PatternName of the Company: The Qudh Sugar Mills LimitedScrip Code: 507260 / OUDHSUGQuarter ended: 30th September 2010

Category code	Category of shareholder	Number of shareholders	Total number of shares	Number of shares held in dematerialized form	Total shareholding as a percentage of total number of shares		Shares pledged or otherwise encumbered	
					As a percentage of (A+B) ¹	As a percentage of (A+B+C)	Number of shares	As a percentage
(A)	Shareholding of Promoter and Promoter Group							
(1)	Indian							
(a)	Individuals/Hindu Undivided Family	2	73804	53804	0.28	0.28	0.00	0.00
(b)	Central Government/ State Government(s)	0	0	0	0.00	0.00	0.00	0.00
(c)	Bodies Corporate	11	13909063	13909063	53.67	53.67	1250000	8.99
(d)	Financial Institutions/ Banks	0	0	0	0.00	0.00	0.00	0.00
(e)	Any Other (specify)	0	0	0	0.00	0.00	0.00	0.00
	Sub-Total (A)(1)	13	13982867	13962867	53.95	53.95	1250000	8.94
(2)	Foreign							
(a)	Individuals (Non-Resident Individuals/ Foreign Individuals)	0	0	0	0.00	0.00	0.00	0.00
(b)	Bodies Corporate	0	0	0	0.00	0.00	0.00	0.00
(c)	Institutions	0	0	0	0.00	0.00	0.00	0.00
(d)	Any Other (specify)	0	0	0	0.00	0.00	0.00	0.00
	Sub-Total (A)(2)	0	0	0	0.00	0.00	0.00	0.00
	Total Shareholding of Promoter and Promoter Group (A)= (A)(1)+(A)(2)	13	13982867	13962867	53.95	53.95	1250000	8.94
(B)	Public shareholding							
(1)	Institutions							
(a)	Mutual Funds/ UTI	3	3350	0	0.01	0.01	0.00	0.00
(b)	Financial Institutions/ Banks	6	454075	453445	1.75	1.75	0.00	0.00
(c)	Central Government/ State Government(s)	0	0	0	0.00	0.00	0.00	0.00

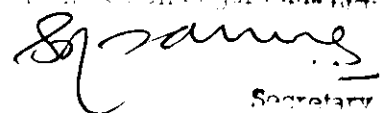
For The Qudh Sugar Mills Ltd.



Secretary

Category code	Category of shareholder	Number of shareholders	Total number of shares	Number of shares held in dematerialized form	Total shareholding as a percentage of total number of shares		Shares pledged or otherwise encumbered	
					As a percentage of (A+B) ¹	As a percentage of (A+B+C)	Number of shares	As a percentage
(d)	Venture Capital Funds	0	0	0	0.00	0.00	0.00	0.00
(e)	Insurance Companies	5	1608430	1608420	6.20	6.20	0.00	0.00
(f)	Foreign Institutional Investors	0	0	0	0.00	0.00	0.00	0.00
(g)	Foreign Venture Capital Investors	0	0	0	0.00	0.00	0.00	0.00
(h)	Any Other (specify)	0	0	0	0.00	0.00	0.00	0.00
	Sub-Total (B)(1)	14	2065855	2061865	7.97	7.97	0.00	0.00
(2)	Non-institutions							
(a)	Bodies Corporate	484	3112836	3109985	12.01	12.01	0.00	0.00
(b)	Individuals	14332	4933282	4677287	19.03	19.03	0.00	0.00
	i. Individual shareholders holding nominal share capital upto Rs. 1 lakh							
	ii. Individual shareholders holding nominal share capital in excess of Rs. 1 lakh.	66	1405685	1393435	5.42	5.42	0.00	0.00
(c)	Any Other							
	Clearing Member	250	325728	325728	1.26	1.26	0.00	0.00
	NRI - Repat	87	59022	58032	0.23	0.23	0.00	0.00
	NRI - Non-Repatriation	30	30850	30850	0.12	0.12	0.00	0.00
	Directors/ Relatives	2	1050	1050	0.00	0.00	0.00	0.00
	Sub-Total (B)(2)	15251	9868453	9596367	38.08	38.08	0.00	0.00
	Total Public Shareholding (B)=(B)(1)+(B)(2)	15265	11934308	11658232	46.05	46.05	0.00	0.00
	TOTAL (A)+(B)	15278	25917175	25621099	100.00	100.00	1250000	4.82
(C)	Shares held by Custodians and against which Depository Receipts have been issued.	0	0	0	0.00	0.00	0.00	0.00
	GRAND TOTAL (A) + (B) + (C)	15278	25917175	25621099	100.00	100.00	1250000	4.82

For The Company Secretary Ltd.


Secretary

Name of the Company: **The Oudh Sugar Mills Limited**

Quarter ended: **30th September, 2010**

(I)(b) Statement showing Shareholding of persons belonging to the category "Promoter and Promoter Group"

Sr. No.	Name of the shareholder	Total Shares Held		Share pledged or otherwise encumbered		
		Number of shares	Shares as a percentage of total number of shares (i.e., Grand Total (A)+(B)+(C) indicated in Statement at para (I)(a) above)	Number	As a percentage	As a % of grand total (A) + (B) + (C) of sub-clause (I)(a)
1	Chandra Shekhar Nopany	73804	0.28	0.00	0.00	0.00
2	Uttar Pradesh Trading Co.Ltd.	3326901	12.84	1250000	37.57	4.82
3	New India Retailing & Investment Ltd.	3170714	12.23	0.00	0.00	0.00
4	SCM Investment & Trading Co. Ltd.	2797296	10.79	0.00	0.00	0.00
5	RTM Investment & Trading Co. Ltd.	2346169	9.05	0.00	0.00	0.00
6	Sonali Commercial Limited	668000	2.58	0.00	0.00	0.00
7	Deepshikha Trading Co.Pvt. Ltd.	460919	1.78	0.00	0.00	0.00
8	SIL Investments Limited	524160	2.02	0.00	0.00	0.00
9	Modern Household and Accessories Trading Private Ltd.	366191	1.41	0.00	0.00	0.00
10	Yashovardhan Investment & Trading Co.Ltd.	183935	0.71	0.00	0.00	0.00
11	Rajpur Farms Ltd.	39705	0.15	0.00	0.00	0.00
12	Narkatiaganj Farms Ltd.	25073	0.10	0.00	0.00	0.00
	TOTAL	13982867	53.95	1250000	8.94	4.82

(I)(c) Statement showing Shareholding of persons belonging to the category "Public" and holding more than 1% of the total number of shares

Sr. No.	Name of the shareholder	Number of shares	Shares as a percentage of total number of shares (i.e., Grand Total (A)+(B)+(C) indicated in Statement at para (I)(a) above)
1	Life Insurance Corporation of India	823243	3.18
2	National Insurance Company Ltd.	535660	2.07
3	Punjab National Bank	453295	1.75
3	Jhalak Marketing Pvt. Ltd.	428848	1.65
6	GMB Investments Private Limited	396000	1.53
	TOTAL	2637046	10.17

(I)(d) Statement showing details of locked-in shares

Sr. No.	Name of the shareholder	Category	Number of locked-in shares	Locked-in shares as a percentage of total number of shares (i.e., Grand Total (A)+(B)+(C) indicated in Statement at para (I)(a) above)
1	Not Applicable		Nil	0.00
2				
	TOTAL			0.00

For The Oudh Sugar Mills Ltd.



Secretary

(II)(a) Statement showing details of Depository Receipts (DRs)

Sr. No.	Type of outstanding DR (ADRs, GDRs, SDRs, etc.)	Number of outstanding DRs	Number of shares underlying outstanding DRs	Shares underlying outstanding DRs as a percentage of total number of shares (i.e., Grand Total (A)+(B)+(C) indicated in Statement at para (I)(a) above)
1	Not Applicable		Nil	0.00
2				
TOTAL				0.00


(II)(b) Statement showing Holding of Depository Receipts (DRs), where underlying shares are in excess of 1% of the total number of shares

Sr. No.	Name of the DR Holder	Type of outstanding DR (ADRs, GDRs, SDRs, etc.)	Number of shares underlying outstanding DRs	Shares underlying outstanding DRs as a percentage of total number of shares (i.e., Grand Total (A)+(B)+(C) indicated in Statement at para (I)(a) above)
1	Not Applicable		Nil	0.00
2				
TOTAL				0.00

III(a) Statement showing the voting pattern of shareholders, if more than one class of shares/ securities is issued by the issuer.

Not Applicable since only **one class** of share / Security has voting power in the Company

For The OUCH Sugat Mills Ltd.


Secretary