

Name of the Company: The Oudh Sugar Mills Limited

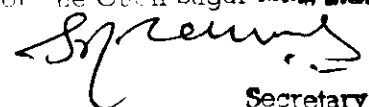
Scrip Code: 507260 / OUDHSUG

Quarter ended: 31st December, 2010

Class of Security : Fully Paid Up Equity Shares


Category code	Category of shareholder	Number of shareholders	Total number of shares	Number of shares held in dematerialized form	Total shareholding as a percentage of total number of shares		Shares pledged or otherwise encumbered	
					As a percentage of (A+B) ¹	As a percentage of (A+B+C)	Number of shares	As a percentage
(A)	Shareholding of Promoter and Promoter Group							
(1)	Indian							
(a)	Individuals/Hindu Undivided Family	2	84605	64605	0.33	0.33	0.00	0.00
(b)	Central Government/ State Government(s)	0	0	0	0.00	0.00	0.00	0.00
(c)	Bodies Corporate	14	14898911	14898911	57.49	57.49	1250000	8.39
(d)	Financial Institutions/ Banks	0	0	0	0.00	0.00	0.00	0.00
(e)	Any Other (specify)	0	0	0	0.00	0.00	0.00	0.00
	Sub-Total (A)(1)	16	14983516	14963516	57.81	57.81	1250000	8.34
(2)	Foreign							
(a)	Individuals (Non-Resident Individuals/ Foreign Individuals)	0	0	0	0.00	0.00	0.00	0.00
(b)	Bodies Corporate	0	0	0	0.00	0.00	0.00	0.00
(c)	Institutions	0	0	0	0.00	0.00	0.00	0.00
(d)	Any Other (specify)	0	0	0	0.00	0.00	0.00	0.00
	Sub-Total (A)(2)	0	0	0	0.00	0.00	0.00	0.00
	Total Shareholding of Promoter and Promoter Group (A)= (A)(1)+(A)(2)	16	14983516	14963516	57.81	57.81	1250000	8.34
(B)	Public shareholding							
(1)	Institutions							
(a)	Mutual Funds/ UTI	✓ 3	✓ 3350	0	0.01	0.01	0.00	0.00
(b)	Financial Institutions/ Banks	6	454075	453445	1.75	1.75	0.00	0.00
(c)	Central Government/ State Government(s)	0	0	0	0.00	0.00	0.00	0.00

For The Oudh Sugar Mills Ltd.


Secretary

Category code	Category of shareholder	Number of shareholders	Total number of shares	Number of shares held in dematerialized form	Total shareholding as a percentage of total number of shares		Shares pledged or otherwise encumbered	
					As a percentage of (A+B) ¹	As a percentage of (A+B+C)	Number of shares	As a percentage
(d)	Venture Capital Funds	0	0	0	0.00	0.00	0.00	0.00
(e)	Insurance Companies	5	1608430	1608420	6.20	6.20	0.00	0.00
(f)	Foreign Institutional Investors	0	0	0	0.00	0.00	0.00	0.00
(g)	Foreign Venture Capital Investors	0	0	0	0.00	0.00	0.00	0.00
(h)	Any Other (specify)	0	0	0	0.00	0.00	0.00	0.00
	Sub-Total (B)(1)	14	2065855	2061865	7.97	7.97	0.00	0.00
(2)	Non-institutions							
(a)	Bodies Corporate	477	2213266	2210415	8.54	8.54	0.00	0.00
(b)	Individuals	14505	4971356	4717515	19.18	19.18	0.00	0.00
	i. Individual shareholders holding nominal share capital upto Rs. 1 lakh							
	ii. Individual shareholders holding nominal share capital in excess of Rs. 1 lakh.	65	1365025	1352775	5.27	5.27	0.00	0.00
(c)	Any Other							
	Clearing Member	100	221799	221799	0.86	0.86	0.00	0.00
	NRI - Repat	82	65042	64052	0.25	0.25	0.00	0.00
	NRI - Non-Repatriation	32	30266	30266	0.12	0.12	0.00	0.00
	Directors/ Relatives	2	1050	1050	0.00	0.00	0.00	0.00
	Sub-Total (B)(2)	15263	8867804	8597872	34.22	34.22	0.00	0.00
	Total Public Shareholding (B)=(B)(1)+(B)(2)	15277	10933659	10659737	42.19	42.19	0.00	0.00
	TOTAL (A)+(B)	15293	25917175	25623253	100.00	100.00	1250000	4.82
(C)	Shares held by Custodians and against which Depository Receipts have been issued.	0	0	0	0.00	0.00	0.00	0.00
	GRAND TOTAL (A) + (B) + (C)	15293	25917175	25623253	100.00	100.00	1250000	4.82

For The Gulsh Sugar Mills Ltd.



Secretary

Name of the Company: The Oudh Sugar Mills Limited

Quarter ended: 31st December, 2010

(I)(b) Statement showing Shareholding of persons belonging to the category "Promoter and Promoter Group"

Sr. No.	Name of the shareholder	Total Shares Held		Share pledged or otherwise encumbered		
		Number of shares	Shares as a percentage of total number of shares (i.e., Grand Total (A)+(B)+(C) indicated in Statement at para (I)(a) above)	Number	As a percentage	As a % of grand total (A) + (B) + (C) of sub-clause (I)(a)
1	Uttar Pradesh Trading Co.Ltd.	3326901	✓ 12.84	1250000	37.57	4.82
2	New India Retailing & Investment Ltd.	3170714	✓ 12.23	0.00	0.00	0.00
3	SCM Investment & Trading Co. Ltd.	2797296	✓ 10.79	0.00	0.00	0.00
4	RTM Investment & Trading Co. Ltd.	2346169	✓ 9.05	0.00	0.00	0.00
5	Sidh Enterprises Limited	795039	✓ 3.07	0.00	0.00	0.00
6	Sonali Commercial Limited	668000	✓ 2.58	0.00	0.00	0.00
7	SIL Investments Limited	524160	✓ 2.02	0.00	0.00	0.00
8	Deepshikha Trading Co.Pvt. Ltd.	460919	✓ 1.78	0.00	0.00	0.00
9	GMB Investments Private Limited	396000	✓ 1.53	0.00	0.00	0.00
10	Yashovardhan Investment & Trading Co.Ltd.	183935	✓ 0.71	0.00	0.00	0.00
11	Ronson Traders Limited	95000	✓ 0.37	0.00	0.00	0.00
12	Chandra Shekhar Nopany	73804	✓ 0.28	0.00	0.00	0.00
13	Uttam Commercial Limited	70000	✓ 0.27	0.00	0.00	0.00
14	Rajpur Farms Ltd.	39705	✓ 0.15	0.00	0.00	0.00
15	Narkatiaganj Farms Ltd.	25073	✓ 0.10	0.00	0.00	0.00
16	Nandini Nopany	10801	✓ 0.04	0.00	0.00	0.00
TOTAL		14983516	57.81	1250000	8.34	4.82

Note : Sidh Enterprises Limited has for the first time been shown in the above category due to the merger of the holdings of Modern Household & Accssories Trading Private Limited (366191 shares earlier shown in Promoter category) and Jhalak Marketing Private Limited (428848 shares earlier shown in Non-Promoter holding). The entirety of this 3.07% is exempt U/r 3(1) (j) (ii) of the Takeover Code.

(I)(c) Statement showing Shareholding of persons belonging to the category "Public" and holding more than 1% of the total number of shares

Sr. No.	Name of the shareholder	Number of shares	Shares as a percentage of total number of shares (i.e., Grand Total (A)+(B)+(C) indicated in Statement at para (I)(a) above)
1	Life Insurance Corporation of India	823243	3.18
2	National Insurance Company Ltd.	535660	2.07
3	Punjab National Bank	453295	1.75
TOTAL		1812198	6.99

For The Oudh Sugar Mills Ltd.

S. J. Ramani
Secretary

(I)(d) Statement showing details of locked-in shares

Sr. No.	Name of the shareholder	Category	Number of locked-in shares	Locked-in shares as a percentage of total number of shares (i.e., Grand Total (A)+(B)+(C) indicated in Statement at para (I)(a) above)
1	Not Applicable		Nil	0.00
2				
TOTAL				0.00

(II)(a) Statement showing details of Depository Receipts (DRs)

Sr. No.	Type of outstanding DR (ADRs, GDRs, SDRs, etc.)	Number of outstanding DRs	Number of shares underlying outstanding DRs	Shares underlying outstanding DRs as a percentage of total number of shares (i.e., Grand Total (A)+(B)+(C) indicated in Statement at para (I)(a) above)
1	Not Applicable		Nil	0.00
2				
TOTAL				0.00


(II)(b) Statement showing Holding of Depository Receipts (DRs) where underlying shares are in excess of 1% of the total number of shares

Sr. No.	Name of the DR Holder	Type of outstanding DR (ADRs, GDRs, SDRs, etc.)	Number of shares underlying outstanding DRs	Shares underlying outstanding DRs as a percentage of total number of shares (i.e., Grand Total (A)+(B)+(C) indicated in Statement at para (I)(a) above)
1	Not Applicable		Nil	0.00
2				
TOTAL				0.00

III(a) Statement showing the voting pattern of shareholders, if more than one class of shares/ securities is issued by the issuer.

Not Applicable since only one class of share / Security has voting power in the Company

For The Outh Sugar Mills Ltd.



Secretary