

| (l)(a) Statement showing Shareholding Pattern | | | |
|---|--------------------------------------|--|--|
| Name of the Company - THE OUDH SUGAR MILLS LIMITED | | | |
| Scrip Code: BSE- 507260 NSE- OUDHSUG | | | |
| Quarter ended: 31st March, 2011 | | | |
| Partly Paid up Shares | No. of Share Partly paid up | As a % of total no. of partly paid up Shares | As a % of total no. of Shares of the Company |
| Held by Promoter/Promoter Group | Nil | Nil | Nil |
| Held by Public | Nil | Nil | Nil |
| Total | Nil | Nil | Nil |
| Outstanding convertible securities | No. of outstanding securities | As a % of total no. of outstanding convertible securities | As a % of total no. of Shares of the Company assuming full conversion of the convertible securities |
| Held by Promoter/Promoter Group | Nil | Nil | Nil |
| Held by Public | Nil | Nil | Nil |
| Total | Nil | Nil | Nil |
| Warrants:- | No. of Warrants | As a % of total no. of warrants | As a % of total no. of shares of the Company assuming full conversion of Warrants |
| Held by Promoter/Promoter Group | Nil | Nil | Nil |
| Held by Public | Nil | Nil | Nil |
| Total | Nil | Nil | Nil |
| Total paid up capital of the Company assuming full conversion of warrants and convertible securities | 25917175 | | |

For The Oudh Sugar Mills Ltd.



Secretary

Name of the Company: The Oudh Sugar Mills Limited

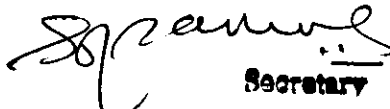
Scrip Code: BSE- 507260 NSE- OUDHSUG

Quarter ended: 31st March, 2011

Class of Security : Fully Paid Up Equity Shares

| Category code | Category of shareholder | Number of shareholders | Total number of shares | Number of shares held in dematerialized form | Total shareholding as a percentage of total number of shares | | Shares pledged or otherwise encumbered | |
|---------------|---|------------------------|------------------------|--|--|----------------------------|--|-----------------|
| | | | | | As a percentage of (A+B) ¹ | As a percentage of (A+B+C) | Number of shares | As a percentage |
| 1 | 2 | 3 | 4 | 5 | 6 | 7 | 8 | 9 |
| (A) | Shareholding of Promoter and Promoter Group | | | | | | | |
| (1) | Indian | | | | | | | |
| (a) | Individuals/Hindu Undivided Family | 2 | 84605 | 64605 | 0.33 | 0.33 | 0.00 | 0.00 |
| (b) | Central Government/ State Government(s) | 0 | 0 | 0 | 0.00 | 0.00 | 0.00 | 0.00 |
| (c) | Bodies Corporate | 14 | 14898911 | 14898911 | 57.49 | 57.49 | 1250000 | 8.39 |
| (d) | Financial Institutions/ Banks | 0 | 0 | 0 | 0.00 | 0.00 | 0.00 | 0.00 |
| (e) | Any Other (specify) | 0 | 0 | 0 | 0.00 | 0.00 | 0.00 | 0.00 |
| | Sub-Total (A)(1) | 16 | 14983516 | 14963516 | 57.81 | 57.81 | 1250000 | 8.34 |
| (2) | Foreign | | | | | | | |
| (a) | Individuals (Non-Resident Individuals/ Foreign Individuals) | 0 | 0 | 0 | 0.00 | 0.00 | 0.00 | 0.00 |
| (b) | Bodies Corporate | 0 | 0 | 0 | 0.00 | 0.00 | 0.00 | 0.00 |
| (c) | Institutions | 0 | 0 | 0 | 0.00 | 0.00 | 0.00 | 0.00 |
| (d) | Any Other (specify) | 0 | 0 | 0 | 0.00 | 0.00 | 0.00 | 0.00 |
| | Sub-Total (A)(2) | 0 | 0 | 0 | 0.00 | 0.00 | 0.00 | 0.00 |
| | Total Shareholding of Promoter and Promoter Group (A)= (A)(1)+(A)(2) | 16 | 14983516 | 14963516 | 57.81 | 57.81 | 1250000 | 8.34 |
| (B) | Public shareholding | | | | | | | |
| (1) | Institutions | | | | | | | |
| (a) | Mutual Funds/ UTI | 3 | 3350 | 0 | 0.01 | 0.01 | 0.00 | 0.00 |
| (b) | Financial Institutions/ Banks | 5 | 453975 | 453345 | 1.75 | 1.75 | 0.00 | 0.00 |
| (c) | Central Government/ State Government(s) | 0 | 0 | 0 | 0.00 | 0.00 | 0.00 | 0.00 |

For The Oudh Sugar Mills Ltd.


Secretary

| Category code | Category of shareholder | Number of shareholders | Total number of shares | Number of shares held in dematerialized form | Total shareholding as a percentage of total number of shares | | Shares pledged or otherwise encumbered | |
|---------------|--|------------------------|------------------------|--|--|----------------------------|--|-----------------|
| | | | | | As a percentage of (A+B) ¹ | As a percentage of (A+B+C) | Number of shares | As a percentage |
| 1 | 2 | 3 | 4 | 5 | 6 | 7 | 8 | 9 |
| (d) | Venture Capital Funds | 0 | 0 | 0 | 0.00 | 0.00 | 0.00 | 0.00 |
| (e) | Insurance Companies | 5 | 1608430 | 1608420 | 6.21 | 6.21 | 0.00 | 0.00 |
| (f) | Foreign Institutional Investors | 0 | 0 | 0 | 0.00 | 0.00 | 0.00 | 0.00 |
| (g) | Foreign Venture Capital Investors | 0 | 0 | 0 | 0.00 | 0.00 | 0.00 | 0.00 |
| (h) | Any Other (specify) | 0 | 0 | 0 | 0.00 | 0.00 | 0.00 | 0.00 |
| | Sub-Total (B)(1) | 13 | 2065755 | 2061765 | 7.97 | 7.97 | 0.00 | 0.00 |
| (2) | Non-institutions | | | | | | | |
| (a) | Bodies Corporate | 445 | 2047916 | 2045065 | 7.90 | 7.90 | 0.00 | 0.00 |
| (b) | i. Individuals holding nominal share capital upto Rs.1 lakh | 14541 | 5043708 | 4795325 | 19.46 | 19.46 | 0.00 | 0.00 |
| | ii. Individual shareholders holding nominal share capital in excess of Rs. 1 lakh. | 65 | 1505288 | 1493038 | 5.81 | 5.81 | 0.00 | 0.00 |
| (c) | Any Other | | | | | | | |
| | Clearing Member | 80 | 183149 | 183149 | 0.71 | 0.71 | 0.00 | 0.00 |
| | NRI - Repat | 83 | 66526 | 65536 | 0.26 | 0.26 | 0.00 | 0.00 |
| | NRI - Non-Repatriation | 32 | 20267 | 20267 | 0.08 | 0.08 | 0.00 | 0.00 |
| | Directors/Relatives | 2 | 1050 | 1050 | 0.00 | 0.00 | 0.00 | 0.00 |
| | Sub-Total (B)(2) | 15248 | 8867904 | 8603430 | 34.22 | 34.22 | 0.00 | 0.00 |
| | Total Public Shareholding (B)=(B)(1)+(B)(2) | 15261 | 10933659 | 10665195 | 42.19 | 42.19 | 0.00 | 0.00 |
| | TOTAL (A)+(B) | 15277 | 25917175 | 25628711 | 100.00 | 100.00 | 1250000 | 4.82 |
| (C) | Shares held by Custodians and against which Depository Receipts have been issued. | | | | | | | |
| 1 | Promoter & Promoter Group | 0 | 0 | 0 | 0.00 | 0.00 | 0.00 | 0.00 |
| 2 | Public | 0 | 0 | 0 | 0.00 | 0.00 | 0.00 | 0.00 |
| | GRAND TOTAL (A) + (B) + (C) | 15277 | 25917175 | 25628711 | 100.00 | 100.00 | 1250000 | 4.82 |

For The Ouch Sugar Mills Ltd.

Spr...

Secretary

Name of the Company: The Oudh Sugar Mills Limited

Quarter ended: 31st March, 2011

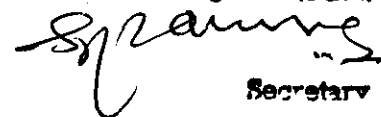
(I)(b) Statement showing Shareholding of persons belonging to the category "Promoter and Promoter Group"

| Sr. No. | Name of the shareholder | Total Shares Held | | Share pledged or otherwise encumbered | | |
|--------------|---|-------------------|--|---------------------------------------|-----------------|--|
| | | Number of shares | Shares as a percentage of total number of shares (i.e., Grand Total (A)+(B)+(C) indicated in Statement at para (I)(a)) | Number | As a percentage | As a % of grand total (A) + (B) + (C) of sub-clause (I)(a) |
| 1 | Uttar Pradesh Trading Co.Ltd. | 3326901 | 12.84 | 1250000 | 37.57 | 4.82 |
| 2 | New India Retailing & Investment Ltd. | 2778044 | 10.72 | 0.00 | 0.00 | 0.00 |
| 3 | SCM Investment & Trading Co. Ltd. | 2797296 | 10.79 | 0.00 | 0.00 | 0.00 |
| 4 | RTM Investment & Trading Co. Ltd. | 2346169 | 9.05 | 0.00 | 0.00 | 0.00 |
| 5 | Sidh Enterprises Limited | 795039 | 3.07 | 0.00 | 0.00 | 0.00 |
| 6 | GMB Investments Private Limited | 788670 | 3.04 | 0.00 | 0.00 | 0.00 |
| 7 | Sonali Commercial Limited | 668000 | 2.58 | 0.00 | 0.00 | 0.00 |
| 8 | SIL Investments Limited | 524160 | 2.02 | 0.00 | 0.00 | 0.00 |
| 9 | Deepshikha Trading Co.Pvt. Ltd. | 460919 | 1.78 | 0.00 | 0.00 | 0.00 |
| 10 | Yashovardhan Investment & Trading Co.Ltd. | 183935 | 0.71 | 0.00 | 0.00 | 0.00 |
| 11 | Ronson Traders Limited | 95000 | 0.37 | 0.00 | 0.00 | 0.00 |
| 12 | Chandra Shekhar Nopany | 73804 | 0.28 | 0.00 | 0.00 | 0.00 |
| 13 | Uttam Commercial Limited | 70000 | 0.27 | 0.00 | 0.00 | 0.00 |
| 14 | Rajpur Farms Ltd. | 39705 | 0.15 | 0.00 | 0.00 | 0.00 |
| 15 | Narkatiaganj Farms Ltd. | 25073 | 0.10 | 0.00 | 0.00 | 0.00 |
| 16 | Nandini Nopany | 10801 | 0.04 | 0.00 | 0.00 | 0.00 |
| TOTAL | | 14983516 | 57.81 | 1250000 | 8.34 | 4.82 |

(I)(c) Statement showing Shareholding of persons belonging to the category "Public" and holding more than 1% of the total number of shares

| Sr. No. | Name of the shareholder | Number of shares | Shares as a percentage of total number of shares (i.e., Grand Total (A)+(B)+(C) indicated in Statement at para (I)(a)) |
|--------------|-------------------------------------|------------------|--|
| 1 | Life Insurance Corporation of India | 823243 | 3.18 |
| 2 | National Insurance Company Ltd. | 535660 | 2.07 |
| 3 | Punjab National Bank | 453295 | 1.75 |
| TOTAL | | 1812198 | 6.99 |

For The Oudh Sugar Mills Ltd.


Secretary

(I)(d) Statement showing details of locked-in shares

| Sr. No. | Name of the shareholder | Category | Number of locked-in shares | Locked-in shares as a percentage of total number of shares (i.e., Grand Total (A)+(B)+(C) indicated in Statement at para (I)(a)) |
|---------|-------------------------|----------|----------------------------|--|
| 1 | Not Applicable | | Nil | 0.00 |
| 2 | | | | |
| TOTAL | | | | 0.00 |

(II)(a) Statement showing details of Depository Receipts (DRs)

| Sr. No. | Type of outstanding DR (ADRs, GDRs, SDRs, etc.) | Number of outstanding DRs | Number of shares underlying outstanding DRs | Shares underlying outstanding DRs as a percentage of total number of shares (i.e., Grand Total (A)+(B)+(C) indicated in Statement at para (I)(a)) |
|---------|---|---------------------------|---|---|
| 1 | Not Applicable | | Nil | 0.00 |
| 2 | | | | |
| TOTAL | | | | 0.00 |

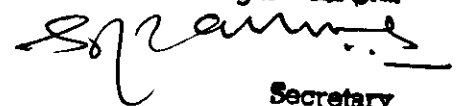
(II)(b) Statement showing Holding of Depository Receipts (DRs) where underlying shares are in excess of 1% of the total number of shares

| Sr. No. | Name of the DR Holder | Type of outstanding DR (ADRs, GDRs, SDRs, etc.) | Number of shares underlying outstanding DRs | Shares underlying outstanding DRs as a percentage of total number of shares (i.e., Grand Total (A)+(B)+(C) indicated in Statement at para (I)(a)) |
|---------|-----------------------|---|---|---|
| 1 | Not Applicable | | Nil | 0.00 |
| 2 | | | | |
| TOTAL | | | | 0.00 |

III(a) Statement showing the voting pattern of shareholders, if more than one class of shares/ securities is issued by the issuer.

Not Applicable since only one class of share / Security has voting power in the Company

For The South Sugar Mills Ltd.



Secretary