


(I)(a) Statement showing Shareholding Pattern			
Name of the Company - THE OUDH SUGAR MILLS LIMITED			
Scrip Code: BSE- 507260, NSE- OUDHSUG			
Quarter ended: 30th September, 2011			
Partly Paid up Shares	No. of Share Partly paid up	As a % of total no. of partly paid up Shares	As a % of total no. of Shares of the Company
Held by Promoter/Promoter Group	Nil	Nil	Nil
Held by Public	Nil	Nil	Nil
Total	Nil	Nil	Nil
Outstanding convertible securities	No. of outstanding securities	As a % of total no. of outstanding convertible securities	As a % of total no. of Shares of the Company assuming full conversion of the convertible securities
Held by Promoter/Promoter Group	Nil	Nil	Nil
Held by Public	Nil	Nil	Nil
Total	Nil	Nil	Nil
Warrants:-	No. of Warrants	As a % of total no. of warrants	As a % of total no. of shares of the Company assuming full conversion of Warrants
Held by Promoter/Promoter Group	Nil	Nil	Nil
Held by Public	Nil	Nil	Nil
Total	Nil	Nil	Nil
Total paid up capital of the Company assuming full conversion of warrants and convertible securities			

25917175

For The Oudh Sugar Mills Ltd.



Secretary

Name of the Company: The Oudh Sugar Mills Limited

Scrip Code: BSE- 507260 NSE- OUDHSUG

Quarter ended: 30th September, 2011

Class of Security : Fully Paid Up Equity Shares

Category code	Category of shareholder	Number of shareholders	Total number of shares	Number of shares held in dematerialized form	Total shareholding as a percentage of total number of shares		Shares pledged or otherwise encumbered	
					As a percentage of (A+B) ¹	As a percentage of (A+B+C)	Number of shares	As a percentage
1	2	3	4	5	6	7	8	9
(A)	Shareholding of Promoter and Promoter Group							
(1)	Indian							
(a)	Individuals/Hindu Undivided Family	2	84605	84605	0.33	0.33	0.00	0.00
(b)	Central Government/ State Government(s)	0	0	0	0.00	0.00	0.00	0.00
(c)	Bodies Corporate	15	14900146	14900146	57.49	57.49	7729294	51.87
(d)	Financial Institutions/ Banks	0	0	0	0.00	0.00	0.00	0.00
(e)	Any Other (specify)	0	0	0	0.00	0.00	0.00	0.00
	Sub-Total (A)(1)	17	14984751	14984751	57.82	57.82	7729294	51.58
(2)	Foreign							
(a)	Individuals (Non-Resident Individuals/ Foreign Individuals)	0	0	0	0.00	0.00	0.00	0.00
(b)	Bodies Corporate	0	0	0	0.00	0.00	0.00	0.00
(c)	Institutions	0	0	0	0.00	0.00	0.00	0.00
(d)	Any Other (specify)	0	0	0	0.00	0.00	0.00	0.00
	Sub-Total (A)(2)	0	0	0	0.00	0.00	0.00	0.00
	Total Shareholding of Promoter and Promoter Group (A)= (A)(1)+(A)(2)	17	14984751	14984751	57.82	57.82	7729294	51.58
(B)	Public shareholding							
(1)	Institutions							
(a)	Mutual Funds/ UTI	3	3350	0	0.01	0.01	0.00	0.00
(b)	Financial Institutions/ Banks	5	453975	453345	1.75	1.75	0.00	0.00
(c)	Central Government/ State Government(s)	0	0	0	0.00	0.00	0.00	0.00


For The Oudh Sugar Mills Ltd.

Spram

Secretary

Category code	Category of shareholder	Number of shareholders	Total number of shares	Number of shares held in dematerialized form	Total shareholding as a percentage of total number of shares		Shares pledged or otherwise encumbered	
					As a percentage of (A+B) ¹	As a percentage of (A+B+C)	Number of shares	As a percentage
1	2	3	4	5	6	7	8	9
(d)	Venture Capital Funds	0	0	0	0.00	0.00	0.00	0.00
(e)	Insurance Companies	5	1608430	1608420	6.21	6.21	0.00	0.00
(f)	Foreign Institutional Investors	0	0	0	0.00	0.00	0.00	0.00
(g)	Foreign Venture Capital Investors	0	0	0	0.00	0.00	0.00	0.00
(h)	Any Other (specify)	0	0	0	0.00	0.00	0.00	0.00
	Sub-Total (B)(1)	13	2065755	2061765	7.97	7.97	0.00	0.00
(2)	Non-institutions							
(a)	Bodies Corporate	421	1708114	1705263	6.59	6.59	0.00	0.00
(b)	Individuals	14317	5051421	4805558	19.49	19.49	0.00	0.00
	i. Individual shareholders holding nominal share capital upto Rs.1 lakh							
	ii. Individual shareholders holding nominal share capital in excess of Rs. 1 lakh.	70	1555429	1543179	6.00	6.00	0.00	0.00
(c)	Any Other							
	Clearing Member	79	464593	464593	1.79	1.79	0.00	0.00
	NRI - Repat	79	66345	65355	0.26	0.26	0.00	0.00
	NRI - Non-Repatriation	30	19717	19717	0.08	0.08	0.00	0.00
	Directors/ Relatives	2	1050	1050	0.00	0.00	0.00	0.00
	Sub-Total (B)(2)	14998	8866669	8604715	34.21	34.21	0.00	0.00
	Total Public Shareholding (B)=(B)(1)+(B)(2)	15011	10932424	10666480	42.18	42.18	0.00	0.00
	TOTAL (A)+(B)	15028	25917175	25651231	100.00	100.00	7729294	29.82
(C)	Shares held by Custodians and against which Depository Receipts have been issued.							
1	Promoter & Promoter Group	0	0	0	0.00	0.00	0.00	0.00
2	Public	0	0	0	0.00	0.00	0.00	0.00
	GRAND TOTAL (A) + (B) + (C)	15028	25917175	25651231	100.00	100.00	7729294	29.82

For The Ouch Sugar Mills Ltd.


Secretary

Name of the Company: The Oudh Sugar Mills Limited

Quarter ended: 30th September, 2011

(I)(b) Statement showing Shareholding of persons belonging to the category "Promoter and Promoter Group"

Sr. No.	Name of the shareholder	Total Shares Held		Share pledged or otherwise encumbered		
		Number of shares	Shares as a percentage of total number of shares {i.e., Grand Total (A)+(B)+(C) indicated in Statement at para (I)(a) above}	Number	As a percentage	As a % of grand total (A) + (B) + (C) of sub-clause (I)(a)
1	Uttar Pradesh Trading Co.Ltd.	3326901	12.84	1250000	37.57	4.82
2	SCM Investment & Trading Co. Ltd.	2797296	10.79	0	0.00	0.00
3	New India Retailing & Investment Ltd.	2778044	10.72	2778044	100.00	10.72
4	RTM Investment & Trading Co. Ltd.	2346169	9.05	2346169	100.00	9.05
5	Sidh Enterprises Limited	795039	3.07	0	0.00	0.00
6	GMB Investments Private Limited	788670	3.04	0	0.00	0.00
7	Sonali Commercial Limited	668000	2.58	600000	89.82	2.32
8	SIL Investments Limited	524160	2.02	300000	57.23	1.16
9	Deepshikha Trading Co.Pvt. Ltd.	460919	1.78	455081	98.73	1.76
10	Yashovardhan Investment & Trading Co.Ltd.	183935	0.71	0	0.00	0.00
11	Ronson Traders Limited	95000	0.37	0	0.00	0.00
12	Chandra Shekhar Nopany	73804	0.28	0	0.00	0.00
13	Uttam Commercial Limited	70000	0.27	0	0.00	0.00
14	Rajpur Farms Ltd.	39705	0.15	0	0.00	0.00
15	Narkatiaganj Farms Ltd.	25073	0.10	0	0.00	0.00
16	Nandini Nopany	10801	0.04	0	0.00	0.00
17	The Oudh Trading Company Private Limited	1235	0.00	0	0.00	0.00
TOTAL		14984751	57.82	7729294	51.58	29.82

(I)(c) Statement showing Shareholding of persons belonging to the category "Public" and holding more than 1% of the total number of shares

Sr. No.	Name of the shareholder	Number of shares	Shares as a percentage of total number of shares {i.e., Grand Total (A)+(B)+(C) indicated in Statement at
1	Life Insurance Corporation of India	823243	3.18
2	National Insurance Company Ltd.	535660	2.07
3	Punjab National Bank	453295	1.75
TOTAL		1812198	6.99

For "The Oudh Sugar Mills Ltd.

Sopanning
Secretary

(I)(d) Statement showing details of locked-in shares

Sr. No.	Name of the shareholder	Category	Number of locked-in shares	Locked-in shares as a percentage of total number of shares (i.e., Grand Total (A)+(B)+(C) indicated in Statement at para (I)(a))
1	Not Applicable		Nil	0.00
2				
TOTAL				0.00

(II)(a) Statement showing details of Depository Receipts (DRs)

Sr. No.	Type of outstanding DR (ADRs, GDRs, SDRs, etc.)	Number of outstanding DRs	Number of shares underlying outstanding DRs	Shares underlying outstanding DRs as a percentage of total number of shares (i.e., Grand Total (A)+(B)+(C) indicated in Statement at para (I)(a))
1	Not Applicable		Nil	0.00
2				
TOTAL				0.00


(II)(b) Statement showing Holding of Depository Receipts (DRs) where underlying shares are in excess of 1% of the total number of shares

Sr. No.	Name of the DR Holder	Type of outstanding DR (ADRs, GDRs, SDRs, etc.)	Number of shares underlying outstanding DRs	Shares underlying outstanding DRs as a percentage of total number of shares (i.e., Grand Total (A)+(B)+(C) indicated in Statement at para (I)(a))
1	Not Applicable		Nil	0.00
2				
TOTAL				0.00

III(a) Statement showing the voting pattern of shareholders, if more than one class of shares/ securities is issued by the issuer.

Not Applicable since only one class of share / Security has voting power in the Company

For The South Sugar Mills Ltd.


Secretary