

## Introductory sub-table (I)(a)


Name of the Company: THE OUDH SUGAR MILLS LIMITED

Scrip Code: BSE-507260, NSE-ODHSUG

Quarter ended: 31-12-2011

Partly paid-up shares:-	No. of partly paid-up shares	As a % of total no. of partly paid-up shares	As a % of total no. of shares of the company
Held by promoter/promoter group	NIL	NIL	NIL
Held by public	NIL	NIL	NIL
<b>Total</b>	<b>NIL</b>	<b>NIL</b>	<b>NIL</b>
Outstanding convertible securities:-	No. of outstanding securities	As a % of total no. of outstanding convertible securities	As a % of total no. of shares of the company, assuming full conversion of the convertible securities
Held by promoter/promoter group	NIL	NIL	NIL
Held by public	NIL	NIL	NIL
<b>Total</b>	<b>NIL</b>	<b>NIL</b>	<b>NIL</b>
Warrants:-	No. of warrants	As a % of total no. of warrants	As a % of total no. of shares of the company, assuming full conversion of warrants
Held by promoter/promoter group	NIL	NIL	NIL
Held by public	NIL	NIL	NIL
<b>Total</b>	<b>NIL</b>	<b>NIL</b>	<b>NIL</b>
<b>Total paid-up capital of the company, assuming full conversion of warrants and convertible securities</b>	<b>25917175</b>		

For The Oudh Sugar Mills Ltd.



Secretary

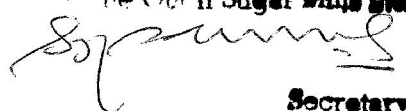
**THE OUDH SUGAR MILLS LIMITED**

**Statement Showing Shareholding Pattern**

Table (I)(a)

Category code	Category of shareholder	Number of shareholders	Total number of shares	Number of shares held in dematerialized form	Total shareholding as a percentage of total number of shares		Shares pledged or otherwise encumbered	
					As a percentage of (A+B)	As a percentage of (A+B+C)	Number of shares	As a percentage
(I)	(II)	(III)	(IV)	(V)	(VI)	(VII)	(VIII)	(IX) = (VIII/IV)*100
<b>(A)</b>	<b>Shareholding of Promoter and Promoter Group</b>							
<b>1</b>	<b>Indian</b>							
(a)	Individuals/ Hindu Undivided Family	2	84,605	84,605	0.33	0.33	0	0.00
(b)	Central Government/ State Government(s)	0	0	0	0.00	0.00	0	0.00
(c)	Bodies Corporate	15	15,748,699	15,748,699	60.77	60.77	7,729,294	49.08
(d)	Financial Institutions/ Banks	0	0	0	0.00	0.00	0	0.00
(e)	Any Other (specify) Person acting in concern	0	0	0	0.00	0.00	0	0.00
	<b>Sub-Total (A)(1)</b>	<b>17</b>	<b>15,833,304</b>	<b>15,833,304</b>	<b>61.09</b>	<b>61.09</b>	<b>7,729,294</b>	<b>48.82</b>
<b>2</b>	<b>Foreign</b>							
(a)	Individuals (Non-Resident Individuals/ Foreign Individuals)	0	0	0	0.00	0.00	0	0.00
(b)	Bodies Corporate	0	0	0	0.00	0.00	0	0.00
(c)	Institutions	0	0	0	0.00	0.00	0	0.00
(d)	Any Other (specify)	0	0	0	0.00	0.00	0	0.00
	<b>Sub-Total (A)(2)</b>	<b>0</b>	<b>0</b>	<b>0</b>	<b>0</b>	<b>0.00</b>	<b>0</b>	<b>0.00</b>
	<b>Total Shareholding of Promoter and Promoter Group (A)= (A)(1)+(A)(2)</b>	<b>17</b>	<b>15,833,304</b>	<b>15,833,304</b>	<b>61.09</b>	<b>61.09</b>	<b>7,729,294</b>	<b>48.82</b>
<b>(B)</b>	<b>Public shareholding</b>							
<b>1</b>	<b>Institutions</b>							
(a)	Mutual Funds/ UTI	3	3,350	0	0.01	0.01	0	0.00
(b)	Financial Institutions/ Banks	5	453,975	453,345	1.75	1.75	0	0.00
(c)	Central Government/ State Government(s)	0	0	0	0.00	0.00	0	0.00
(d)	Venture Capital Funds	0	0	0	0.00	0.00	0	0.00
(e)	Insurance Companies	5	1,608,430	1,608,420	6.21	6.21	0	0.00
(f)	FII's	0	0	0	0.00	0.00	0	0.00
(g)	Foreign Venture Capital	0	0	0	0.00	0.00	0	0.00
(h)	Any Other (specify)	0	0	0	0.00	0.00	0	0.00
	1. TRUST	0	0	0	0.00	0.00	0	0.00
	2) Foreign Financial	0	0	0	0.00	0.00	0	0.00
	<b>Sub-Total (B)(1)</b>	<b>13</b>	<b>2,065,755</b>	<b>2,061,765</b>	<b>7.97</b>	<b>7.97</b>	<b>0</b>	<b>0.00</b>


Contd....

  
**Secretary**

**Statement Showing Shareholding Pattern**

Table (I)(a)								
Category code	Category of shareholder	Number of shareholders	Total number of shares	Number of shares held in dematerialized form	Total shareholding as a percentage of total number of shares		Shares pledged or otherwise encumbered	
					As a percentage of (A+B)	As a percentage of (A+B+C)	Number of shares	As a percentage
(I)	(II)	(III)	(IV)	(V)	(VI)	(VII)	(VIII)	(IX) =
(a)	Bodies Corporate	413	1,527,471	1,524,620	5.89	5.89	0	0.00
(b)	Individuals				0.00	0.00	0	0.00
	i. Individual shareholders holding nominal share capital up to Rs. 1 lakh.	14,141	4,955,648	4,711,616	19.12	19.12	0	0.00
	ii. Individual shareholders holding nominal share capital in excess of Rs. 1 lakh.	58	1,387,590	1,375,340	5.35	5.35	0	0.00
(c)	Any Other (Specify)							
	1. Other Directors	0	0	0	0.00	0.00	0	0.00
	2. Directors/ Relatives	2	1,050	1,050	0.00	0.00	0	0.00
	3. Clearing Member	66	58,971	58,971	0.23	0.23	0	0.00
	4. Trust	0	0	0	0.00	0.00	0	0.00
	5. Office Bearers	0	0	0	0.00	0.00	0	0.00
	6. NRIs	71	66,794	66,794	0.26	0.26	0	0.00
	7. NRN	28	19,602	19,602	0.08	0.08	0	0.00
	8. Foreign National	6	990	0	0.00	0.00		
	9. Foreign Company	0	0	0	0.00	0.00	0	0.00
	<b>Sub-Total (B)(2)</b>	<b>14,785</b>	<b>8,018,116</b>	<b>7,757,993</b>	<b>30.94</b>	<b>30.94</b>	<b>0</b>	<b>0.00</b>
	<b>Total Public Shareholding (B)= (B)(1)+(B)(2)</b>	<b>14,798</b>	<b>10,083,871</b>	<b>9,819,758</b>	<b>38.91</b>	<b>38.91</b>	<b>0</b>	<b>0</b>
	<b>TOTAL (A) + (B)</b>	<b>14,815</b>	<b>25,917,175</b>	<b>25,653,062</b>	<b>100.00</b>	<b>100.00</b>	<b>7,729,294</b>	<b>29.82</b>
(C)	Shares held by Custodians and against which Depository Receipts have been issued							
	1 Promoter & Promoter Group	0	0	0	0.00	0.00	0	0.00
	2 Public	0	0	0	0.00	0.00	0	0.00
	<b>Sub-Total (C)</b>	<b>0</b>	<b>0</b>	<b>0</b>	<b>0.00</b>	<b>0.00</b>	<b>0</b>	<b>0.00</b>
	<b>GRAND TOTAL (A)+(B)+(C)</b>	<b>14,815</b>	<b>25,917,175</b>	<b>25,653,062</b>	<b>100</b>	<b>100</b>	<b>7,729,294</b>	<b>29.82</b>


The Oudh Sugar Mills Ltd.

  
Secretary

(b) Statement showing holding of securities (including shares, warrants, convertible securities) of persons belonging to the category "Promoter and Promoter Group"												
Sr. No.	Name of the shareholder	Details of Shares held		Encumbered shares (*)			Details of warrants		Details of convertible securities		Total shares (including underlying shares assuming full conversion of warrants and convertible securities) as a % of diluted share capital	
		Number of shares held	As a % of grand total (A) +(B) +(C)	No.	As a percentage	% of grand total (A)+(B)+(C) of sub-clause (I)(a)	Number of warrants held	As a % total number of warrants of the same class	Number of convertible securities held	As a % total number of convertible securities of the same class		
(I)	(II)	(III)	(IV)	(V)	(VI)=(V)/(III)*100	(VII)	(VIII)	(IX)	(X)	(XI)	(XII)	
1	Uttar Pradesh Trading Co.Ltd.	3,326,901	12.84	1,250,000	37.57	4.82	0	0	0	0	0	
2	SCM Investment & Trading Co. Ltd.	2,797,296	10.79	0	0.00	0.00	0	0	0	0	0	
3	New India Retailing & Investment Ltd.	2,778,044	10.72	2,778,044	100.00	10.72	0	0	0	0	0	
4	RTM Investment & Trading Co. Ltd.	2,346,169	9.05	2,346,169	100.00	9.05	0	0	0	0	0	
5	GMB Investments Private Limited	937,004	3.62	0	0.00	0.00	0	0	0	0	0	
6	Sidh Enterprises Limited	795,039	3.07	0	0.00	0.00	0	0	0	0	0	
7	Sonali Commercial Limited	668,000	2.58	600,000	89.82	2.32	0	0	0	0	0	
8	SIL Investments Limited	524,160	2.02	300,000	57.23	1.16	0	0	0	0	0	
9	Yashovardhan Investment & Trading Co.Ltd.	483,935	1.87	0	0.00	0.00	0	0	0	0	0	
10	Deepshikha Trading Co.Pvt. Ltd.	460,919	1.78	455,081	98.73	1.76	0	0	0	0	0	
11	Ronson Traders Limited	295,000	1.14	0	0.00	0.00	0	0	0	0	0	
12	Uttam Commercial Limited	270,000	1.04	0	0.00	0.00	0	0	0	0	0	
13	Chandra Shekhar Nopany	73,804	0.28	0	0.00	0.00	0	0	0	0	0	
14	Rajpur Farms Ltd.	39,705	0.15	0	0.00	0.00	0	0	0	0	0	
15	Narkatiaganj Farms Ltd.	25,292	0.10	0	0.00	0.00	0	0	0	0	0	
16	Nandini Nopany	10,801	0.04	0	0.00	0.00	0	0	0	0	0	
17	The Oudh Trading Company Private Limited	1,235	0.00	0	0.00	0.00	0	0	0	0	0	
<b>TOTAL</b>		<b>15,833,304</b>	<b>61.09</b>	<b>7,729,294</b>	<b>48.82</b>	<b>29.82</b>	<b>0</b>	<b>0.00</b>	<b>0</b>	<b>0.00</b>	<b>0.00</b>	

(\*) The term "encumbrance" has the same meaning as assigned to it in regulation 28(3) of the SAST Regulations, 2011

For The Oudh Sugar Mills Ltd.



Secretary


(l)(c)(i) Statement showing holding of securities (including shares, warrants, convertible securities) of persons belonging to the category "Public" and holding more than 1% of the total number of shares

Sr. No.	Name of the shareholder	Number of shares held	Shares as a percentage of total number of shares {i.e., Grand Total (A)+(B)+(C) indicated in Statement at para (l)(a) above}	Details of warrants		Details of convertible		Total shares (including underlying shares assuming full conversion of warrants and convertible securities) as a % of diluted share capital
				Number of warrants held	As a % total number of warrants of the same class	Number of convertible securities held	% w.r.t total number of convertible securities of the same class	
1	Life Insurance Corporation of India	823243	3.18	0	0.00	0	0.00	0
2	National Insurance Company Limited	535660	2.07	0	0.00	0	0.00	0
3	Punjab National Bank	453295	1.75	0	0.00	0	0.00	0
	<b>TOTAL</b>	<b>1812198</b>	<b>6.99</b>					

(l)(c)(ii) Statement showing holding of securities (including shares, warrants, convertible securities) of persons (together with PAC) belonging to the category "Public" and holding more than 5% of the total number of shares of the company

Sr. No.	Name(s) of the shareholder(s) and the Persons Acting in Concert (PAC) with them	Number of shares	Shares as a percentage of total number of shares {i.e., Grand Total (A)+(B)+(C) indicated in Statement at para (l)(a) above}	Details of warrants		Details of convertible		Total shares (including underlying shares assuming full conversion of warrants and convertible securities) as a % of diluted share capital
				Number of warrants	As a % total number of warrants of the same class	Number of convertible securities held	% w.r.t total number of convertible securities of the same class	
1	Nil	Nil	Nil	Nil	Nil	Nil	Nil	Nil
	<b>TOTAL</b>							

For The Oudh Sugar Mills Ltd.

  
Secretary

(I)(d) Statement showing details of locked-in shares

Sr. No.	Name of the shareholder	Number of locked-in shares	Locked-in shares as a percentage of total number of shares {i.e., Grand Total (A)+(B)+(C) indicated in Statement at para (I)(a) above}
1	Nil	Nil	Nil
<b>TOTAL</b>		<b>0</b>	<b>0.00</b>

(II)(a) Statement showing details of Depository Receipts (DRs)


Sr. No.	Type of outstanding DR (ADRs, GDRs, SDRs, etc.)	Number of outstanding DRs	Number of shares underlying outstanding DRs	Shares underlying outstanding DRs as a percentage of total number of shares {i.e., Grand Total (A)+(B)+(C) indicated in Statement at para (I)(a) above}
1	N.A.	N.A.	N.A.	N.A.
<b>TOTAL</b>		<b>0</b>	<b>0</b>	

(II)(b) Statement showing holding of Depository Receipts (DRs), where underlying shares held by "promoter/promoter group" are in excess of 1% of the total number of shares

Sr. No.	Name of the DR Holder	Type of outstanding DR (ADRs, GDRs, SDRs, etc.)	Number of shares underlying outstanding DRs	Shares underlying outstanding DRs as a percentage of total number of shares {i.e., Grand Total (A)+(B)+(C) indicated in Statement at para (I)(a) above}
1	N.A.	N.A.	N.A.	N.A.
<b>TOTAL</b>			<b>0</b>	

(III)(a)	<u>Statement showing the voting pattern of shareholders, if more than one class of shares/securities is issued by the issuer.</u>
	Not Applicable since only one class of share / Security has voting power in the Company

For The Gadh Sugar Mills Ltd.



Secretary